

Jai Corp Limited

Corporate Office: 12-B, Mittal Tower, B-Wing- 1st Floor, Free Press Journal Marg,
Nariman Point, Mumbai- 400 021.

Tel: 91-22-6115 5300; **E-mail:**cs@jaicorpindia.com

E-mail for investors:cs2@jaicorpindia.com

CIN: L17120MH1985PLC036500 website: www.jaicorpindia.com

October 06, 2022

**The Listing Centre,
BSE Limited, Mumbai.**

**The Manager, Listing Department,
National Stock Exchange of India Limited, Mumbai.**

Sub: Regulations 30 & 34 (1) of the SEBI (Listing Obligations and Disclosure Requirements) Regulations, 2015

Dear Sir / Madam,

Please find attached the Annual Report of the Company for the financial year 2021-22.

Kindly acknowledge receipt.
Thanking You,
Yours Truly,
For **Jai Corp Limited**

Company Secretary

INDEX

Company Information	02
Notice of Annual General Meeting	03
Directors' Report	19
Management Discussion & Analysis	45
Business Responsibility Report.....	58
Report on Corporate Governance	59
Auditors' Certificate of Corporate Governance	83
Independent Auditors' Report on the Audit of Standalone Financial Statements.....	85
Balance Sheet	94
Statement of Profit and Loss	95
Statement of changes in equity	96
Cash Flow Statement	98
Notes on Financial Statement	100
Financial Information of Subsidiary Companies	154
Financial Information of Associate Companies	155
Independent Auditors' Report on the Audit of Consolidated Financial Statements.....	156
Consolidated Balance Sheet	164
Consolidated Statement Profit and Loss Account	165
Statement of changes in equity	166
Consolidated Cash Flow Statement	168
Notes on Consolidated Financial Statements	170

COMPANY INFORMATION

BOARD OF DIRECTORS

Anand Jain
Chairman

Virendra Jain
Vice Chairman

Gaurav Jain
Managing Director & CEO

Dinesh Paliwal
Director – Works

Kaushik Deva

Priyanka Fadia

Amita Jasani

Shruti Shah
Independent Directors

CHIEF FINANCIAL OFFICER

Pramod Kumar Jaiswal
(up to 31.10.2022)

Deepak Ojha (w.e.f. 01.11.2022)

COMPANY SECRETARY & COMPLIANCE OFFICER

Ananjan Datta

BOARD COMMITTEES:

Audit Committee

Kaushik Deva-Chairman
Virendra Jain
Priyanka Fadia
Amita Jasani

Corporate Social Responsibility Committee

Anand Jain-Chairman
Virendra Jain
Kaushik Deva

Nomination and Remuneration Committee

Kaushik Deva-Chairman
Anand Jain
Virendra Jain
Priyanka Fadia
Amita Jasani
Shruti Shah

Stakeholders Relationship Committee

Kaushik Deva-Chairman
Virendra Jain
Gaurav Jain
Amita Jasani

Share Transfer Committee

Virendra Jain-Chairman
Gaurav Jain
Dinesh Paliwal

Risk Management Committee

Virendra Jain-Chairman
Gaurav Jain
Kaushik Deva
Dinesh Paliwal
Pramod Kumar Jaiswal

Business Responsibility and Sustainability Committee

Kaushik Deva-Chairman
Anand Jain
Virendra Jain

BANKERS

Axis Bank
HDFC Bank
IDBI Bank
Kotak Mahindra Bank

REGISTERED OFFICE

A-3, M.I.D.C. Industrial Area,
Nanded- 431 603, Maharashtra.

CORPORATE OFFICE

12-B, Mittal Tower, Nariman Point,
Mumbai-400 021, Maharashtra.
Website: www.jaicorpindia.com
Tel: +91-22-6115 5300
e-mail address for shareholders:
cs2@jaicorpindia.com
Others: jaicorp@jaicorpindia.com

MANUFACTURING FACILITIES

- (i) **Plastic Processing Division**
- 140/1/1/1 to 140/1/1/9,
Village Khadoli, Silvassa
(DNHDD) (EOU Unit)
 - Survey No.168/182-191,
Dabhel Ind. Co-op. Soc.
Ltd., Dabhel, Daman
(DNHDD)
 - Survey No.141, Dabhel
Ind. Co.op Soc. Ltd.,
Dabhel, Daman (DNHDD)
 - Survey No. 326/1,
326/2/1, Sector-III
Village Athal, Silvassa
(DNHDD)
 - Survey No. 246, Khanvel
Road, Vasona, Silvassa
(DNHDD).

(ii) **Textile Division**

Plot No.1620, G.I.D.C.,
Sarigam, Dist. Valsad, Gujarat.

(iii) **Steel Division**

A-3, M.I.D.C. Indl. Area,
Nanded, Maharashtra

REGISTRAR & SHARE TRANSFER AGENT

KFin Technologies Limited
Selenium Tower B,
Plot Nos. 31 & 32,
Financial District,
Nanakramguda Serilingampally
Mandal, Hyderabad – 500 032,
Telangana.
Tel: 1-800-309-4001
e- mail: einward.ris@kfintech.com
Website : <https://www.kfintech.com>
and / or <https://ris.kfintech.com/>

AUDITOR

DTS & Associates LLP
Chartered Accountants

37th Annual General Meeting will be held on Monday, 31st October 2022 at 11.00 a.m. through video conferencing /other audio visual means.

NOTICE

NOTICE is hereby given that the Thirty-seventh Annual General Meeting of the Members of Jai Corp Limited will be held on Monday the 31st day of October 2022 at 11:00 a.m. through Video Conferencing (“VC”)/Other Audio Visual Means (“OAVM”) to transact the following business:

AS ORDINARY BUSINESS:

1. To consider and adopt:
 - a. the audited standalone financial statements and the Reports of the Board of Directors and the Auditor thereon and in this regard, pass the following resolution as an **Ordinary Resolution**:

“**RESOLVED THAT** the audited standalone financial statements for the year ended 31st March, 2022 together with the Reports of the Directors and Auditor thereon be and are hereby considered, approved and adopted.”

- b. the audited consolidated financial statements and the Report of the Auditor thereon and in this regard, pass the following resolution as an **Ordinary Resolution**:

“**RESOLVED THAT** the audited consolidated financial statements for the year ended 31st March, 2022 together with the Report of the Auditor thereon be and are hereby considered, approved and adopted.”

2. To declare a dividend on equity shares and in this regard, pass the following resolution as an **Ordinary Resolution**:

“**RESOLVED THAT** pursuant to the recommendations made by the Board of Directors of the Company, a dividend at the rate of 50% (i.e. ₹ 0.50) per equity share of face value ₹ 1/- each the equity shareholders of the Company holding 17,84,49,410 equity shares, for the financial year ended 31st March, 2022, whose names appear in the Register of Members at close of business on 24th October, 2022 be and is hereby declared to be paid out of the profits of the Company.”

3. To appoint a Director in place of Mr. Anand Jain (DIN: 00003514), who retires by rotation, being eligible, offers himself for re-appointment and in this regard, pass the following resolution as an **Ordinary Resolution**:

“**RESOLVED THAT** Mr. Anand Jain (DIN: 00003514), Director of the Company who retires by rotation and being eligible has offered himself for re-appointment be and is hereby re-appointed a Director of the Company whose period of office is liable to determination by retirement of directors by rotation.”

4. To appoint the statutory auditor and fix their remuneration and in this regard, to consider and if thought fit, to pass the following resolution as an **Ordinary Resolution**:

“**RESOLVED THAT** pursuant to the provisions of Sections 139, 142 and other applicable provisions, if any, of the Companies Act, 2013 read with the Companies (Audit and Auditors) Rules, 2014 and Regulation 36(5) and other applicable regulations, if any, of SEBI (Listing Obligations and Disclosure Requirements) Regulations, 2015 (including any statutory modification(s) or re-enactment(s) thereof, for the time being in force), Chaturvedi & Shah LLP, Chartered Accountants (Registration No. 101720W / W100355), be and are hereby appointed as Auditors of the Company for a term of 5 (five) consecutive years from the conclusion of this Annual General Meeting till the conclusion of the sixth Annual General Meeting from this Annual General Meeting, at such remuneration as shall be fixed by the Board of Directors of the Company.”

AS SPECIAL BUSINESS:

5. To re-appoint Mr. Gaurav Jain (DIN: 00077770) as Managing Director and in this regard, pass the following resolution as an **Ordinary Resolution**:

“**RESOLVED THAT** pursuant to the provisions of Sections 196, 197, 203 read with Schedule V to the Companies Act, 2013, Rule 8 of the Companies (Appointment & Remuneration of Managerial Personnel) Rules, 2014 and all others applicable provisions, if any, of the Companies Act, 2013 and the Rules framed thereunder including any statutory modification or re-enactment thereof for the time being in force, Mr. Gaurav Jain (DIN 00077770) be and is hereby re-appointed as the Managing Director of the Company, with the designation of Chief Executive Officer, for a period of 5 (five) years with effect from 04-06-2023 without any remuneration and on the terms and conditions as are set out in the agreement proposed to be entered into between the Company and Mr. Gaurav Jain a draft whereof is placed before the meeting, with authority to the Board (or any duly constituted committee thereof) to amend any terms of the draft Agreement as may be acceptable to the Company and Mr. Gaurav Jain, so long as any amended terms are not, in the opinion of the Board (or its committee), prejudicial to the interests of the Company;

RESOLVED FURTHER THAT till such time Mr. Gaurav Jain continues to remain the Managing Director he will not be liable to retire by rotation;

RESOLVED FURTHER THAT the Board of Directors be and is hereby authorized to do all such acts and take all such steps as may be necessary, proper or expedient to give effect to this resolution.”

6. To ratify the remuneration payable to the cost auditor for the financial year ending 31st March, 2023 and in this regard, pass the following resolution as an **Ordinary Resolution**:

“**RESOLVED THAT** pursuant to the provisions of Section 148 and all other applicable provisions of the Companies Act, 2013 (“the Act”) read with the Companies (Audit and Auditors) Rules, 2014 framed thereunder (“the Rules”) (including any statutory modification(s) or re-enactment of the Act and/ or the Rules for the time being in force) Tadhani and Co., Cost Accountants (Membership No. 33178 issued by the Institute of Cost Accountants of India), cost auditor appointed by the Board of Directors of the Company to conduct the audit of cost records of the Company for the financial year ending 31st March, 2023 be paid a remuneration of ₹ 88,000/- excluding the Goods and Services Tax.”

By Order of the Board of Directors

Mumbai
21st September, 2022

A. Datta
Company Secretary

Registered Office: A-3, M.I.D.C. Indl. Area,
Nanded 431 603, Maharashtra.

CIN: L17120MH1985PLC036500

e-mail for investors: cs2@jaicorpindia.com

NOTES:

1. Considering the present Covid-19 pandemic, the Ministry of Corporate Affairs (“MCA”) has vide its circular dated 5th May, 2022 read together with circulars dated 5th May, 2020, 13th January, 2021, 8th December, 2021 and 14th December, 2021 (collectively referred to as “MCA Circulars”) permitted convening the Annual General Meeting (“AGM” / “Meeting”) through Video Conferencing (“VC”) or Other Audio Visual Means (“OAVM”), without the physical presence of the members at a common venue. In accordance with the MCA Circulars, provisions of the Companies Act, 2013 (‘the Act’) and the Securities and Exchange Board of India (Listing Obligations and Disclosure Requirements) Regulations, 2015 (“SEBI Listing Regulations”), the AGM of the Company is being held through VC / OAVM. The deemed venue for the AGM shall be the Registered Office of the Company.
2. The Statement pursuant to Section 102(1) of the Companies Act, 2013 relating to Special Business to be transacted at the Meeting is annexed hereto.

3. Pursuant to the provisions of the Act, a Member entitled to attend and vote at the AGM is entitled to appoint a proxy to attend and vote on his/her behalf and the proxy need not be a Member of the Company. Since this AGM is being held pursuant to the MCA Circulars through VC / OAVM, physical attendance of Members has been dispensed with. Accordingly, the facility for appointment of proxies by the Members will not be available for the AGM and hence the Proxy Form and Attendance Slip are not annexed to this Notice pursuant to MCA and SEBI Circulars.
4. The Register of Members and Share Transfer Books for shares held in physical form will remain closed from Tuesday, the 25th day of October, 2022 to Monday, the 31st day of October, 2022 (both days inclusive).
5. The dividend recommended by the Board of Directors, if declared at the Meeting will be payable to those Members whose names are registered in the Register of Members of the Company at close of business on Monday 24th October, 2022. Subject to approval of the Members at the AGM, the dividend will be paid within a week from the conclusion of the AGM, to the Members whose names appear on the Company’s Register of Members as on the Record Date, and in respect of the shares held in dematerialised mode, to the Members whose names are furnished by National Securities Depository Limited and Central Depository Services (India) Limited as beneficial owners as on that date. Payment of dividend shall be made through electronic mode to the Members who have updated their bank account details. Dividend warrants / demand drafts will be despatched to the registered address of the Members who have not furnished/ updated their bank account details. Shareholders are requested to register / update their complete bank details: (a) with their Depository Participant(s) with whom they maintain their demat accounts, if shares are held in dematerialised mode by submitting the requisite documents, and (b) with the Company / the Company’s Registrar and Share Transfer Agent, KFin Technologies Limited (“KFinTech”), if shares held in physical mode, by submitting scanned copy of the signed request letter which shall contain shareholder’s name, folio number, bank details (Bank account number, Bank and Branch Name and address, IFSC, MICR details).
6. Un-paid/ un-claimed dividends up to financial year 2013-14 have been transferred to the Investor Education and Protection Fund (“the IEPF”) pursuant to the provisions of Section 205A of the Companies Act, 1956 and/or Section 124 of the Companies Act, 2013 (“the Act”). Un-paid/ un-claimed dividend for the financial years 2014-15,

2015-16, 2016-17, 2017-18, 2018-19, 2019-20 and 2020-21 will be transferred to the IEPF on or after 29th October, 2022, 28th October, 2023, 15th October, 2024, 30th October, 2025, 31st October, 2026, 2nd February, 2027 and 28th December, 2028 respectively pursuant Section 124 of the Act. The members who have not cashed their dividend warrant/s are requested to immediately make their claims to the Company/KFintech. It may be noted that pursuant to Section 124(6) of the Act, all shares in respect of which unpaid or unclaimed dividend has been transferred shall also be transferred by the Company in the name of the IEPF. The Company has transferred all shares, held in physical or in dematerialized form, in respect of which dividend(s) for the financial year 2013-14 or before remained unpaid or unclaimed for seven years or more consecutively to the IEPF. Members may visit http://www.jaicorplndia.com/investor/unpaid_dividend.html to ascertain the status of their shares and/ or unclaimed dividend. Necessary details have also been uploaded on the website of IEPF Authority and the same can be accessed through the link: www.iepf.gov.in. The shareholders whose shares as well as unclaimed dividends have been transferred to the IEPF can now claim back the same. The IEPF Refund webpage can be accessed by visiting: www.iepf.gov.in/IEPF/refund.html. Necessary details are also available with KFintech.

7. SEBI vide its notification dated 24th January, 2022 has mandated that all requests for transfer of securities including transmission and transposition requests shall be processed only in dematerialised form. In view of the same and to eliminate all risks associated with physical shares and avail various benefits of dematerialisation Members are advised to dematerialise the shares held by them in physical form. Members can contact the KFintech/ Company for assistance in this regard. SEBI has vide Circular No. SEBI/HO/MIRSD/MIRSD_RTAMB/P/CIR/2021/655 dated November 3, 2021 read with SEBI/HO/MIRSD/MIRSD_RTAMB/P/CIR/2021/687 dated December 14, 2021 ("SEBI Circulars") mandated furnishing of Permanent Account Number ('PAN'), KYC details viz. Contact Details (Postal Address, Mobile Number and E-mail), Bank Details, Nomination etc. by holders of physical securities. The Company had sent letters to the concerned Members for furnishing the required details. Any service request shall be entertained by KFintech only upon registration of the PAN, KYC details and the nomination. Further, in absence of the above information on or after April 1, 2023, the folio(s) shall be frozen by KFintech in compliance with the aforesaid SEBI Circulars. If the folio(s) continue to remain frozen as on December 31, 2025, the frozen

folios shall be referred by Company/KFintech to the administering authority under the Benami Transactions (Prohibitions) Act, 1988 and/or Prevention of Money Laundering Act, 2002.

8. Non-resident Indian shareholders are requested to inform the Company immediately:-
 - i. Change in residential status on return to India for permanent settlement.
 - ii. Particulars of bank account maintained in India with complete name, branch, branch code, account type, account number and address of bank, if not furnished earlier.
 - iii. Copy of Reserve Bank of India permission.
9. In terms of Section 72 of the Act read with Rule 19 of the Companies (Share Capital and Debentures) Rules, 2014 and SEBI Circular, shareholders are entitled to make nomination in respect of shares held by them. Shareholders desirous of making nominations in respect of shares held by them are requested to send the necessary particulars in Form No. SH.13 (available on request) to KFintech. If a Member desires to opt out of Nomination he/ she may submit the same in Form ISR – 3 or cancel the earlier nomination and record a fresh nomination, he/ she may submit the same in Form SH-14. Members are requested to submit the said details to their DP in case the shares are held by them in dematerialised form and to the KFintech/ Company in case the shares are held in physical form.
10. In case of joint holders, the Member whose name appears as the first holder in the order of names as per the Register of Members of the Company will be entitled to vote at the AGM.
11. Pursuant to Section 152 of the Companies Act, 2013, Mr. Anand Jain (DIN: 00003514), who retires by rotation and being eligible, offers himself for re-appointment. He is not disqualified from being appointed as Director in terms of Section 164 of the Companies Act, 2013. Other than Mr. Anand Jain, Mr. Virendra Jain and Mr. Gaurav Jain being related to Mr. Anand Jain may be deemed to be interested in the resolution set out at Item No. 3 of the Notice. The other relatives of Mr. Anand Jain may be deemed to be interested in the said resolution to the extent of their shareholding interest. No other Director / Key Managerial Personnel/ their relatives is in any way, considered concerned or interested, financially or otherwise in this resolution, except as a member of the Company.

The Nomination and Remuneration Committee and the Board commend the Ordinary Resolution set out at Item No. 3 of the Notice for approval by the members.

12. Brief resume of all Directors who are proposed to be appointed/ re-appointed, nature of their expertise in specific functional areas, names of other companies in which they hold directorships and memberships/chairmanships of Committees of the Board, shareholdings and relationships between Directors *inter-se* as required to be provided pursuant to Regulation 36(3) of the Listing Regulations and the Secretarial Standard-2 on General Meetings issued by the Institute of Company Secretaries of India are given as an 'Annexure' to this Notice.
13. Members who have not registered their e-mail addresses so far are requested to register their e-mail address with KFintech (if shares are held physically) or with relevant Depository Participant (if shares are dematerialised) so that they can receive the Annual Report and other communication from the Company electronically. Pursuant to Sections 20, 101 and 136 of the Act read with Rule 18 of the Companies (Management and Administration) Rules, 2014 and Rule 11 of the Companies (Accounts) Rules, 2014 service

of documents through electronic mode is now permitted.

14. Members seeking any information with regard to the accounts or any matter to be placed at the Annual General Meeting are requested to write an email to the Company on or before 29th October, 2022 at Company's designated email address for investors: cs2@jaicorpindia.com.

15. Tax Deductible at Source (TDS) / Withholding tax

Pursuant to the provisions of the Income Tax Act, 1961 as amended by and read with the provisions of the Finance Acts, 2020 and 2021 dividend declared and paid by the Company after April 1, 2020, is taxable in the hands of shareholders. The Company is required to deduct the tax at source ("TDS") on the distribution of dividend income to its shareholders at the applicable rates. The TDS rate would vary depending on the residential status of the shareholder and documents registered with the Company/KFintech/ Depository Participant.

A. RESIDENT SHAREHOLDERS:

A.1 Tax Deductible at Source for Resident Shareholders

Sr. No.	Particulars	Withholding Tax rate	Documents required (if any)
1	Valid PAN updated in the Company's Register of Members	10%	No document required (if no exemption is sought). Please refer note (v) below.
2	No PAN/ valid PAN not updated in the Company's Register of Members	20%	No document required (if no exemption is sought). TDS / Withholding tax will be deducted at 20% as provided under Section 206AA of the Income Tax Act, 1961, regardless of dividend amount, if PAN of the shareholder other than individual is not registered with the Company/KFintech/ Depository Participant before the record date.
3	Shareholder falling in the category of "specified person" as defined in Section 206AB of Income Tax Act, 1961	20%	The PAN of the shareholder registered with the Company/ KFintech / Depository Participant will be validated on "Compliance Check functionality for Section 206AB & 206CCA" on Reporting Portal of Income Tax Department & accordingly 20% TDS / Withholding tax will be deducted with reference to Section 206AB of Income Tax Act, 1961, if the person is "specified person". Please refer note (vi) below.
4	Availability of lower/nil tax deduction certificate issued by Income Tax Department u/s 197 of Income Tax Act, 1961	Rate specified in the certificate	Lower tax deduction certificate obtained from Income Tax Authority before the record date.
5	Benefits under Income Tax Rule 37BA	Rates based on Applicability of Income Tax Act, 1961 to the beneficial owner	If the registered shareholder e.g. Clearing Member / intermediaries / stock brokers are not the beneficial shareholders of the shares and if the declaration under the Income Tax Rule 37BA(2) is provided regarding the beneficial owner, the TDS / Withholding tax will be deducted at the rates applicable to the beneficial shareholders.

A.2 No Tax Deductible at Source on dividend payment to resident shareholders if the Shareholders submit and register following documents as mentioned in column no.4 of the below table with the Company / KFintech / Depository Participant before the record date:

Sr. No.	Particulars	Withholding Tax rate	Documents required (if any)
1	Submission of form 15G/15H	Nil	Declaration in Form No. 15G (applicable to any person other than a company or a firm) / Form 15H (applicable to an Individual who is 60 years and above), fulfilling certain conditions.
2	Shareholders to whom section 194 of the Income Tax, 1961 does not apply such as LIC, GIC, etc.	Nil	Documentary evidence that the said provisions are not applicable.
3	Shareholder covered u/s 196 of Income Tax Act, 1961 such as Government, RBI, corporations established by Central Act & mutual funds.	Nil	Documentary evidence for coverage u/s 196 of Income Tax Act, 1961.
4	Category I and II Alternative Investment Fund	Nil	SEBI registration certificate to claim benefit under section 197A (1F) of Income Tax Act, 1961.
5	<ul style="list-style-type: none"> ▣ Recognised provident funds ▣ Approved superannuation fund ▣ Approved gratuity fund 	Nil	Necessary documentary evidence as per Circular No. 18/2017 issued by Central Board of Direct Taxes (CBDT).
6	National Pension Scheme	Nil	No TDS as per section 197A (1E) of Income Tax Act, 1961
7	Any resident shareholder exempted from TDS deduction as per the provisions of Income Tax Act or by any other law or notification.	Nil	Necessary documentary evidence substantiating exemption from deduction of TDS.

B. NON-RESIDENT SHAREHOLDERS:

Withholding tax on dividend payment to non-resident shareholders if the non-resident shareholders submit and register following document as mentioned in column no. 4 of the table below with the Company / KFintech before record date:

Sr. No.	Particulars	Withholding Tax rate	Documents required (if any)
1	Foreign Institutional Investors (FIIs) / Foreign Portfolio Investors (FPIs)/ Other Non-resident shareholders	20% (plus applicable surcharge and cess) or tax treaty rate whichever is beneficial)	<p>FPI registration number / certificate. To avail beneficial rate of tax treaty following tax documents would be required:</p> <ol style="list-style-type: none"> 1. Tax Residency certificate issued by revenue authority of country of residence of shareholder for the year in which dividend is received 2. PAN or declaration as per Rule 37BC of Income Tax Rules, 1962 in a specified format. 3. Form 10F filled & duly signed 4. Self-declaration for non-existence of permanent Establishment / fixed base in India <p>(Note: Application of beneficial Tax Treaty Rate shall depend upon the completeness of the documents submitted by the Non - Resident shareholder and review to the satisfaction of the Company)</p>

Sr. No.	Particulars	Withholding Tax rate	Documents required (if any)
2	Indian Branch of a Foreign Bank	Nil	Lower tax deduction certificate u/s 195(3) obtained from Income Tax Authority. Self-declaration confirming that the income is received on its own account and not on behalf of the Foreign Bank. In case above documents are not made available, then TDS / Withholding tax will be at 40% (plus applicable surcharge and cess).
3	Availability of Lower/NIL tax deduction certificate issued by Income Tax Department u/s 197 of Income Tax Act, 1961	Rate specified in certificate	Lower tax deduction certificate obtained from Income Tax Authority.
4	Any non-resident shareholder exempted from Withholding Tax deduction as per the provisions of Income Tax Act or any other law such as The United Nations (Privileges and Immunities) Act 1947, etc.	NIL	Necessary documentary evidence substantiating exemption from Withholding Tax deduction.

Notes:

- (i) The Company will issue soft copy of the TDS certificate to its shareholders through e-mail registered with KFintech post payment of the dividend. Shareholders will be able to download Form 26AS from the Income Tax Department's website <https://incometaxindiaefiling.gov.in>
- (ii) The aforesaid documents such as Form 15G/ 15H, documents under sections 196, 197A, FPI Registration Certificate, Tax Residency Certificate, Lower Tax certificate etc. can be uploaded on the link <https://ris.kfintech.com/form15> on or before the record date to enable the Company to determine the appropriate TDS / Withholding Tax rate applicable. Any communication on the tax determination/ deduction received after the record date shall not be considered. Formats of Form 15G / Form 15H can be downloaded from the link <https://ris.kfintech.com/form15>.
- (iii) Application of TDS rate is subject to necessary verification by the Company of the shareholder details as available in Register of Members as on the Record Date, and other documents available with the Company/ KFintech.
- (iv) In case TDS is deducted at a higher rate, an option is still available with the shareholder to file the return of income and claim an appropriate refund.
- (v) No TDS will be deducted in case of resident individual shareholders who furnish their PAN details and whose dividend does not exceed ₹ 5,000/-. However, where the PAN is not updated in Company/ KFintech/ Depository Participant records or in case of an invalid PAN, the Company will deduct TDS u/s 194 without considering the exemption limit of ₹ 5,000/-. All the shareholders are requested to update their PAN with their Depository Participant (if shares are held in electronic form) and Company / KFintech (if shares are held in physical form) against all their folio holdings on or before the record date.
- (vi) The "specified person" as defined under Section 206AB of Income Tax Act, 1961 means a resident:
 - who has not filed the returns of income for AY 21-22/AY 22-23, as may be applicable and;
 - the aggregate of TDS and TCS is ₹ 50,000 or more in the said previous year.

Further, a non-resident person having a permanent establishment in India shall also be treated as "specified person" if the above conditions are met.
- (vii) The Resident Non-Individual Members i.e. Insurance companies, Mutual Funds and Alternative Investment Fund (AIF) established in India and Non-Resident Non-Individual Members i.e. Foreign Institutional Investors and Foreign Portfolio Investors may alternatively submit the relevant forms / declarations / documents through their respective custodian who is registered on NSDL platform, on or before the record date.

(viii) In the event of any income tax demand (including interest, penalty, etc.) arising from any misrepresentation, inaccuracy or omission of information provided by the shareholder, such shareholder will be responsible to indemnify the Company and also, provide the Company with all information / documents and co-operation in any appellate proceedings. This Communication is not exhaustive and does not purport to be a complete analysis or listing of all potential tax consequences in the matter of dividend payment. Shareholders should consult their tax advisors for requisite action to be taken by them.

16. Since the Annual General Meeting will be held through VC / OAVM, the route map to the venue of the Annual General Meeting is not annexed in this Notice.

17. Dispatch of the annual report Through Electronic Mode:

In compliance with the MCA General Circular no. 02/2022 dated 5th May, 2022 read with with General Circulars No. 02/2021 dated 13th January, 2021, No. 19/2021 dated 8th December, 2021, No. 21/2021 dated 14th December, 2021 and No. 20/2020 dated 5th May, 2020 and SEBI Circular dated 13th May, 2022, Notice of the AGM along with the Annual Report 2021-22 is being sent only through electronic mode to those Members whose email addresses are registered with the Company/ Depositories. Members may note that the Notice and Annual Report 2021-22 will also be available on the Company's website www.jaicorplndia.com, websites of the Stock Exchanges, i.e., BSE Limited and National Stock Exchange of India Limited at www.bseindia.com and www.nseindia.com respectively, and on the website of Company's Registrar and Share Transfer Agent, KFintech at [https:// evoting.kfintech.com](https://evoting.kfintech.com)

18. Instructions for E-Voting and joining the Annual General Meeting online are as follows:





A. Voting through electronic means:

i. In compliance with the provisions of Section 108 of the Act, Rule 20 of the Companies (Management and Administration) Rules, 2014 and Regulation 44 of the SEBI Listing Regulations, as amended and in terms of SEBI vide circular dated 9th December, 2020 "e-Voting Facility Provided by Listed Entities", the Company is providing to its Members, the facility to exercise their right to vote on resolutions proposed to be considered at the 37th AGM by electronic means and the business may be transacted through e-voting services. The facility of casting the votes by the Members using the electronic voting system from a place other than venue of the

AGM ("remote e-voting") will be provided by KFintech.

- ii. The Board of Directors has appointed Ms. Payal Kotak, a Practicing Company Secretary as the Scrutinizer to scrutinize the voting during the AGM and remote e-voting process in a fair and transparent manner.
- iii. Members who have cast their vote by remote e-voting prior to the AGM may also attend/ participate in the AGM through VC / OAVM but shall not be entitled to cast their vote again.
- iv. The voting rights of Members shall be in proportion to their shares in the paid-up equity share capital of the Company as on the cut-off date.
- v. The remote e-voting period commences on Friday, the 28th October, 2022 (9:00 a.m.) and ends on Sunday, the 30th October, 2022 (5:00 p.m.). During this period, the Members of the Company, holding shares either in physical form or in dematerialized form, (as on the cut-off date of 24th October, 2022) may cast their votes by remote e-voting. The remote e-voting module shall be disabled by KFintech for voting thereafter.
- vi. Once the vote on a resolution is cast by a Member through e-voting, the concerned Member shall not be allowed to change it subsequently.
- vii. A person who is not a Member as on the cut-off date should treat this Notice of AGM for information purpose only.
- viii. All documents referred to in the accompanying Notice are open for inspection up to the date of the 37th AGM of the Company through electronic mode.
- ix. The Register of Directors and Key Managerial Personnel and their shareholding maintained under Section 170 of the Act and the Register of Contracts and Arrangements in which Directors are interested maintained under Section 189 of the Act shall be made available at the AGM through electronic mode.
- x. **Login method for e-voting and joining virtual meeting for Individual shareholders holding securities in demat mode in terms of SEBI Circular dated 9th December, 2020:** Pursuant to SEBI circular no. SEBI/HO/CFD/ CMD/CIR/P/2020/242 dated December 9, 2020 on "e-Voting Facility Provided by Listed Entities", e-voting process has been enabled to all the individual demat account holders, by way of single login credential, through their demat accounts / websites of Depositories / DPs in order to increase the efficiency of the voting process. Individual demat account

holders would be able to cast their vote without having to register again with the e-voting service provider (ESP) thereby not only facilitating seamless authentication but also ease and convenience of participating in e-voting process. Shareholders are advised to update their mobile number and email Id in their demat accounts in order to access e-voting facility. Pursuant to above said SEBI Circular, Login method for Individual shareholders holding securities in demat mode is given below:

Type of shareholders	Login Method
Individual Shareholders holding securities in demat mode with NSDL	<p>Individual Shareholders holding securities in demat mode with NSDL:</p> <ol style="list-style-type: none"> Existing IDeAS user can visit the e-Services website of NSDL Viz. https://eservices.nsdl.com either on a Personal Computer or on a mobile. On the e-Services home page click on the “Beneficial Owner” icon under “Login” which is available under ‘IDeAS’ section, this will prompt you to enter your existing User ID and Password. After successful authentication, you will be able to see e-Voting services under Value added services. Click on “Access to e-Voting” under e-Voting services and you will be able to see e-Voting page. Click on company name or e-Voting service provider name and you will be re-directed to e-Voting service provider website for casting your vote during the remote e-Voting period or joining virtual meeting & voting during the meeting. If you are not registered for IDeAS e-Services, option to register is available at https://eservices.nsdl.com Select “Register Online for IDeAS Portal” or click at https://eservices.nsdl.com/SecureWeb/IdeasDirectReg.jsp Visit the e-Voting website of NSDL. Open web browser by typing the following URL: https://eservices.nsdl.com either on a Personal Computer or on a mobile. Once the home page of e-Voting system is launched, click on the icon “Login” which is available under ‘Shareholder/Member’ section. A new screen will open. You will have to enter your User ID (i.e. your sixteen digit demat account number hold with NSDL), Password/OTP and a Verification Code as shown on the screen. After successful authentication, you will be redirected to NSDL Depository site wherein you can see e-Voting page. Click on company name or e-Voting service provider name and you will be redirected to e-Voting service provider website for casting your vote during the remote e-Voting period or joining virtual meeting & voting during the meeting. Shareholders/Members can also download NSDL Mobile App “NSDL Speede” facility by scanning the QR code mentioned below for seamless voting experience. <p style="text-align: center;">NSDL Mobile App is available on</p> <div style="display: flex; justify-content: space-around; align-items: center;"> <div style="text-align: center;">  <p>App Store</p>  </div> <div style="text-align: center;">  <p>Google Play</p>  </div> </div>

Type of shareholders	Login Method
Individual Shareholders holding securities in demat mode with CDSL	<p>Individual Shareholders holding securities in demat mode with CDSL</p> <ol style="list-style-type: none"> 1. Existing user who have opted for Easi / Easiest <ol style="list-style-type: none"> I. Visit URL: https://web.cdslindia.com/myeasi/home/login or URL: www.cdslindia.com II. Click on New System Myeasi III. Login with your registered user id and password. IV. The user will see the e-Voting Menu. The Menu will have links of ESP i.e. KFintech e-Voting portal. V. Click on e-Voting service provider name to cast your vote. 2. User not registered for Easi/Easiest <ol style="list-style-type: none"> I. Option to register is available at https://web.cdslindia.com/myeasi/Registration/EasiRegistration II. Proceed with completing the required fields. III. Follow the steps given in point 1. 3. Alternatively, by directly accessing the e-Voting website of CDSL <ol style="list-style-type: none"> I. Visit URL: www.cdslindia.com II. Provide your demat Account Number and PAN No. III. System will authenticate user by sending OTP on registered Mobile & Email as recorded in the demat Account. IV. After successful authentication, user will be provided links for the respective ESP, i.e. KFintech where the e- Voting is in progress.
Individual Shareholders (holding securities in demat mode) login through their Depository participants	<ol style="list-style-type: none"> I. You can also login using the login credentials of your demat account through your DP registered with NSDL /CDSL for e-Voting facility. II. Once logged-in, you will be able to see e-Voting option. Once you click on e-Voting option, you will be redirected to NSDL / CDSL Depository site after successful authentication, wherein you can see e-Voting feature. III. Click on options available against Company name or e-Voting service provider – KFintech and you will be redirected to e-Voting website of KFintech for casting your vote during the remote e-Voting period without any further authentication or joining virtual meeting & voting during the meeting.

Important Note:

Members who are unable to retrieve User ID / Password are advised to use Forgot User ID and Forgot Password option available at respective websites.

Helpdesk for Individual Shareholders holding securities in demat mode for any technical issues related to login through Depository i.e. NSDL and CDSL

Type of shareholders	Login Method
Securities held with NSDL	Please contact NSDL helpdesk by sending a request at evoting@nsdl.co.in or call at toll free no.: 1800 1020 990 and 1800 224 430
Securities held with CDSL	Please contact CDSL helpdesk by sending a request at helpdesk.evoting@cdslindia.com or contact at 022- 2305 8738 or 022-2305 8542-43

xi. **Login method for e-voting and joining virtual meeting other than Individual shareholders holding securities in demat mode and shareholders holding securities in physical mode as under:**

(I) **Members whose email ids are registered with the Company/ KFintech/DP** will receive an email from KFintech informing them of their User ID and Password. Once a Member receives the email, he or she will need to go through the following steps to complete the e-voting process:

- a. Launch internet browser by typing <https://evoting.kfintech.com> in the address bar.
- b. Enter the login credentials (i.e. User ID and Password) which will be sent separately. However, if you are already registered with KFintech for e-voting, you can use your existing User ID and Password for casting your vote. If required, please visit <https://evoting.kfintech.com> or contact toll free number 1800-309-4001 [from 9:00 a.m. (IST) to 6:00 p.m. (IST) on all working days] for your existing Password.
- c. After entering these details appropriately, click on "LOGIN".
- d. You will now reach Password change Menu wherein you are required to mandatorily change your Password. The new Password shall comprise of minimum 8 characters with at least one upper case (A-Z), one lower case (a-z), one numeric (0-9) and a special character (@, #, \$, etc.).

The system will prompt you to change your Password and update your contact details like mobile number, email address, etc. on first login. You may also enter a secret question and answer of your choice to retrieve your Password in case you have forgotten your Password. It is strongly recommended that you do not share your Password with any other person and that you take utmost care to keep your Password confidential.

- e. You need to login again with the new credentials.
- f. On successful login, the system will prompt you to select the E-voting Event Number for Jai Corp Limited.

- g. On the voting page, enter the number of shares (which represents the number of votes) as on the cut-off date under "FOR/AGAINST" or alternatively, you may partially enter any number in "FOR" and partially in "AGAINST" but the total number in "FOR/AGAINST" taken together should not exceed your total shareholding as on the cut-off date. If you do not want to cast your vote, select "ABSTAIN".
- h. Members holding shares under multiple folios/demat accounts shall choose the voting process separately for each of the folios/demat accounts.
- i. Voting has to be done for each item of the Notice separately. In case you do not desire to cast your vote on any specific item it will be treated as abstained.
- j. You may then cast your vote by selecting an appropriate option and click on "SUBMIT".
- k. A confirmation box will be displayed. Click "OK" to confirm else "CANCEL" to modify. Once you confirm your vote on the Resolution(s), you will not be allowed to modify your vote. During the voting period, Members can login any number of times till they have voted on the Resolution(s).
- l. Corporate/Institutional Members (i.e. other than Individuals, HUF, NRIs, etc.) are also required to send scanned certified true copy (PDF Format) of the Board Resolution/ Power of Attorney/ Authority Letter, etc., together with attested specimen signature(s) of the duly authorised representative(s), to the Scrutinizer at e-mail ID: payalkotak.pk@gmail.com. They may also upload the same in the e-voting module in their login. The scanned image of the abovementioned documents should be in the naming format "Corporate Name_EVENT NO."
- m. In case of any query pertaining to e-voting, please visit 'Help & FAQ's section' available at KFintech's website <https://evoting.kfintech.com>.
- n. You can also update your mobile number and e-mail id in the user profile details of the folio which may be used for sending future communication.

- o. Any person who becomes a Member of the Company after dispatch of the Notice of the Meeting and holding shares as on the cut-off date i.e. 24th October, 2022, may obtain the User ID and Password in the manner as mentioned below: • If the mobile number of the Member is registered against Folio No./DP ID and Client ID, the Member may send SMS: MYEPWD E-voting Event Number + Folio No. or DP ID and Client ID to 9212993399. Example for NSDL: MYEPWD IN12345612345678 Example for CDSL:MYEPWD 1402345612345678 Example for Physical: MYEPWD XXXX1234567890

- If e-mail address or mobile number of the Member is registered against Folio No./DP ID and Client ID, then on the home page of <https://evoting.kfintech.com>, the member may click “Forgot Password” and enter Folio No. or DP ID and Client ID and PAN to generate a new Password.
- You may call Company’s Registrar KFinTech on toll free number 1800-309-4001 [from 9:00 a.m. (IST) to 6:00 p.m. (IST) on all working days] for any help.
- You may also send an e-mail request to einward.ris@kfintech.com.

(II) A. **Members whose email IDs are not registered with the Company/ KFinTech/DP have to follow below procedure to get their email address registered and to obtain the Annual report, Notice of AGM and e-voting instructions:**

- a. Members holding shares in dematerialized form are requested to provide Depository Participant ID (“DPID”) and Client ID (“CLID”) (16 digit DPID + CLID or 16 digit beneficiary ID), Name, client master or copy of Consolidated Account statement, PAN (self-attested scanned copy of PAN card) or AADHAR (self-attested scanned copy of Aadhar Card) to KFinTech on einward.ris@kfintech.com.

- b. Members holding shares in physical form are requested to provide Folio No., Name of member, PAN (self-attested scanned copy of PAN card) or AADHAR (self-attested scanned copy of Aadhar Card) by email to KFinTech on einward.ris@kfintech.com.
- c. After due verification, KFinTech will forward your login credentials to your registered email address.
- d. You are then requested to follow the remote e-voting instructions given in the Notice.

B. **In case of members opting for e-voting on the day of the AGM:**

- i. The procedure for e-voting on the day of the AGM is same as the instructions mentioned above for remote e-voting.
- ii. Only those members, who are present in the AGM through VC/ OAVM facility and have not cast their votes on the resolutions through remote e-voting and are otherwise not barred from doing so, shall be eligible to vote through e-voting at the AGM.
- iii. Members who have voted through remote e-voting will be eligible to attend the AGM. However, they will not be eligible to vote at the AGM.
- iv. In case of any assistance during the AGM, members can contact Ms. C. Sobha Anand Dy. Vice President at toll free number 1800-309-4001

19. Instructions for members for attending the AGM through VC/ OAVM are as under:

- I. Members will be able to attend the AGM through VC/ OAVM provided by KFinTech by accessing the same at <https://emeetings.kfintech.com> and click on the “video conference” and access the members’ login by using the remote e-voting credentials. The link for e-AGM will be available in members’ login where the EVENT and the name of the company can be selected.
- II. Please note that the members who do not have the User ID and Password for e-voting or have forgotten the User ID and Password may retrieve the same by following the remote e-voting instructions mentioned above.

- III. Facility of joining the AGM through VC/OAVM shall opened 30 (thirty) minutes before the time scheduled for the AGM and shall be kept open throughout the proceedings of the AGM. This does not include large members/shareholders (members/ shareholders holding 2% or more shareholding), Promoters, Institutional Investors, Directors, Key Managerial Personnel, the Chairpersons of the Audit Committee, Nomination and Remuneration Committee and Stakeholders' Relationship Committee, Statutory Auditors, etc. who are allowed to attend the AGM without any restrictions.
- IV. Members will be allowed to attend the AGM through VC/ OAVM on first come first served basis.
- V. Members are encouraged to join the AGM through laptops with any internet browsers for better experience.
- VI. Members will be required to allow "camera" and use internet with a good speed to avoid any disturbance during the meeting.
- VII. Please note that participants connecting from mobile devices or tablets or through laptop connecting via mobile hotspot may experience Audio/Video loss due to fluctuation in their respective network. It is therefore recommended to use stable Wi-Fi or LAN Connection to mitigate any kind of aforesaid glitches.
- VIII. AGM Questions prior to e-AGM: Members who would like to express their views/ask questions during the meeting may log into <https://emeetings.kfintech.com> and click on "Post your Questions". Thereafter, the members may post their queries/ views in the window provided by mentioning the name, demat account number/folio number, email id, mobile number. "Post your Questions" link shall commence on Friday, the 28th October, 2022 at 9.00 a.m. and close on Saturday, the 29th October, 2022 at 5.00 p.m.
- IX. Speaker Registration during e-AGM session: Members who would like to express their views or ask questions during the AGM may register themselves by logging on to <https://emeetings.kfintech.com> and clicking on "Speaker Registration". You would have to mention the demat account number/folio number, city, email id, mobile number and then click on submit. The speaker registration shall commence on Friday, the 28th October, 2022 at 9.00 a.m. and close on Saturday, the 29th October, 2022 at 5.00 p.m. The Company reserves the rights to restrict the number of speakers depending on availability of time for the AGM.
- X. A video guide assisting the members attending e-AGM either as a speaker or participant is available for quick reference at URL <https://emeetings.kfintech.com/>
- XI. Members attending the AGM through VC/ OAVM shall be reckoned for the purpose of quorum under Section 103 of the Act.
- XII. Members who need assistance before or during the AGM, can contact Ms. C. Shobha Anand, Dy. Vice President at toll free number 1800-309-4001.
20. The Scrutinizer shall, immediately after the conclusion of voting at the AGM, first count the votes cast during the AGM, thereafter unblock the votes cast through remote e-voting and make, not later than two working days of conclusion of the AGM, a consolidated Scrutinizer's Report of the total votes cast in favour or against, if any, to the Chairman or a person authorised by him in writing, who shall countersign the same.
21. The voting result declared along with the report of the Scrutinizer shall be placed on the website of the Company, viz., www.jaicorpindia.com and on the website of KFintech <https://evoting.kfintech.com/> immediately after the declaration of result by the Chairman or by a person duly authorised. The results shall also be immediately forwarded to BSE Limited and National Stock Exchange of India Limited, where the equity shares of the Company are listed.
22. Subject to receipt of requisite number of votes, the resolutions as stated in this Notice shall be deemed to have been passed on the date of the AGM i.e., Monday, the 31st October, 2022.

By Order of the Board of Directors

Mumbai
21st September, 2022

A. Datta
Company Secretary

Registered Office: A-3, M.I.D.C. Indl. Area,
Nanded 431 603, Maharashtra.

CIN: L17120MH1985PLC036500

e-mail for investors: cs2@jaicorpindia.com

STATEMENT PURSUANT TO SECTION 102(1) OF THE COMPANIES ACT, 2013:

Item No. 4

Members of the Company at the Thirty-second Annual General Meeting held on 12th September, 2017 approved the appointment D T S & Associates LLP, Chartered Accountants (Registration No. 142412W), ("Retiring Auditors") as the Auditors of the Company to hold office for a term of 5 (five) consecutive years from the conclusion of said Annual General Meeting till the

conclusion of the sixth Annual General Meeting from the said Annual General Meeting and will complete their present term on conclusion of this Annual General Meeting. The Board of Directors of the Company (“the Board”), at its meeting held on 12th August, 2022 has, considering the experience and expertise and on the recommendation of the Audit Committee, proposed to the Members of the Company appointment Chaturvedi & Shah LLP, Chartered Accountants (Registration No. 101720W / W100355), as Auditor of the Company in place of the Retiring Auditor, for a term of 5 (five) consecutive years from the conclusion of this Annual General Meeting till the conclusion of the sixth Annual General Meeting from this Annual General Meeting at such remuneration as shall be fixed by the Board of Directors of the Company.

Chaturvedi & Shah LLP, Chartered Accountants, founded in 1967, has its head office in Mumbai and has diversified client base of large corporates in different sectors and offers a range of services.

Chaturvedi & Shah LLP, Chartered Accountants have consented to this appointment as Auditor and have confirmed that if appointed, it will be in accordance with the provisions of Section 139 read with Section 141 of the Companies Act, 2013. Chaturvedi & Shah LLP, Chartered Accountants have also provided confirmation that they have subjected themselves to the peer review process of the Institute of Chartered Accountants of India (ICAI) and hold a valid certificate issued by the ‘Peer Review Board’ of the ICAI.

The terms of appointment of Chaturvedi & Shah LLP cover statutory audit of standalone financial statements and consolidated financial statements in accordance with Companies Act, 2013, financial results in accordance with SEBI (Listing Obligations and Disclosure Requirements) and other verification and certification requirements as per various regulatory guidelines. The proposed remuneration to be paid to Auditors for the financial year 2022-23 is ₹ 24.00 lakh excluding applicable taxes, out of pocket expenses and fee for various certificates.

The remuneration for the subsequent year(s) of their term shall be fixed by the Board of Directors of the Company based on the recommendation of the Audit Committee.

There is no material change in the remuneration proposed to be paid to Auditor proposed to be appointed for the financial year 2022-23 and the remuneration paid to the incumbent Auditor for the financial year 2021-22.

None of the Directors / Key Managerial Personnel of the Company / their relatives is, in any way, concerned or interested, financially or otherwise, in the resolution except as a member of the Company.

The Board commends the Ordinary Resolution set out at Item No. 4 of the Notice for the approval by the Members.

Item No. 5:

Re-appointment of Mr. Gaurav Jain as the Managing Director

Subject to the approval of the members, the Board of Directors at their meeting held on 21st September, 2022, on the recommendation of the Nomination and Remuneration Committee, re-appointed Mr. Gaurav Jain (DIN 00077770) as the Managing Director of the Company with the designation of the Chief Executive Officer, for a period of five years commencing from 4th June, 2023 up to 3rd June, 2028. Mr. Gaurav Jain was appointed as the Managing Director for the first time on 4th June, 2008 and was re-appointed as the Managing Director with effect from 4th June, 2013 and 4th June, 2018. The present term of the Managing Director will end on 3rd June 2023. Agreement proposed to be entered into with Mr. Gaurav Jain, *inter-alia*, contains the following terms:

Salary: Nil

Commission: Nil

Perquisites and Allowances: Nil

General:

- i. The Managing Director shall perform such duties as shall from time to time be entrusted to him by the Board and shall be subject to superintendence, guidance and control of the Board.
- ii. The Managing Director shall act in accordance with the Articles of Association of the Company and shall abide by the provisions contained in Section 166 of the Act with regard to duties of directors.
- iii. The Managing Director shall adhere to the Company’s Code of Conduct.
- iv. The office of the Managing Director may be terminated by the Company or by him by giving, 3 (three) months’ prior notice in writing.

The above may be treated as a written memorandum setting out the terms of re-appointment of Mr. Gaurav Jain under Section 190 of the Act.

The Nomination and Remuneration Committee of the Company has recommended the re-appointment of Mr. Gaurav Jain as the Managing Director

Details of Mr. Gaurav Jain, pursuant to the provisions of (i) the Securities and Exchange Act of India (Listing Obligations and Disclosure Requirements) Regulations, 2015; and (ii) Secretarial Standard on General Meetings issued by the Institute of Company Secretaries of India, are provided elsewhere in the Annual Report.

Mr. Gaurav Jain has voluntarily stopped taking any remuneration with effect from 1st November, 2015.

Mr. Gaurav Jain has given his consent to the re-appointment. He satisfies all the conditions specified under Section 196(3) and Part- I of Schedule V to the Companies Act, 2013. He is not disqualified from being appointed as Director in terms of Section 164 of the

Companies Act, 2013.

Mr. Gaurav Jain is a promoter director and has wide ranging experience. He attended all 5 meetings of the Board of Directors during 2021-22 and the last Annual General Meeting.

Other than Mr. Gaurav Jain, Mr. Anand Jain and Mr. Virendra Jain being related to Mr. Gaurav Jain may be deemed to be interested in the resolution set out at Item No. 5 of the Notice. The other relatives of Mr. Gaurav Jain may be deemed to be interested in the said resolution to the extent of their shareholding interest. No other Director / Key Managerial Personnel/ their relatives is in any way, considered concerned or interested, financially or otherwise in this resolution, except as a member of the Company.

The Board of Directors is of the opinion that the continued association of Mr. Gaurav Jain with the Company will be beneficial to the Company and accordingly commends the ordinary resolution set out in Item No. 5 of the accompanying Notice for the approval of the members.

Item No. 6:

Remuneration of Cost Auditor

Pursuant to Section 148 of the Companies Act, 2013 read with Rule 3(B) of the Companies (Cost Records and Audit) Amendment Rules, 2014 ('the Rules') the Company is required to maintain cost records and get them audited in accordance with these Rules for the financial year 2022-23.

The Board of Directors has appointed Tadhani and

Co., Cost Accountants (Membership No. 33178 issued by the Institute of Cost Accountants of India) as the cost auditor of the Company for the financial year 2022-23. Pursuant to Section 148(3) of the Act read with Rule 14 of the Companies (Audit and Auditors) Rules, 2014 members are required to ratify the remuneration payable to the cost auditor.

Based on the recommendation of the Audit Committee, the Board of Directors has approved remuneration of ₹ 88,000/- to Tadhani and Co. excluding the Goods and Services Tax.

The Board of Directors accordingly commends the Ordinary Resolution set out at Item No. 6 of the accompanying Notice for approval of the members which is an enabling resolution.

No Director / Key Managerial Personnel/ their relatives is in any way, considered concerned or interested, financially or otherwise in this resolution, except as a member of the Company.

By Order of the Board of Directors

Mumbai
21st September, 2022

A. Datta
Company Secretary

Registered Office: A-3, M.I.D.C. Indl. Area,
Nanded 431 603, Maharashtra.

CIN: L17120MH1985PLC036500

e-mail for investors: cs2@jaicorpindia.com

ANNEXURE TO THE NOTICE DATED 21ST SEPTEMBER, 2022

Details of Directors seeking appointment/ re-appointment/ continuation with appointment at the 37th Annual General Meeting pursuant to Regulation 36(3) of the Securities and Exchange Board of India (Listing Obligations and Disclosure Requirements) Regulations, 2015 read with the Secretarial Standard-2 on General Meetings issued by the Institute of Company Secretaries of India

Name of the Director	Mr. Anand Jain	Mr. Gaurav Jain
Age	65 years	43 years
Date of Appointment	24/09/2007	12/03/2004 (first time as director) By Members-25/09/2018 (re-appointed as Managing Director for 5 years w.e.f. 04/06/2018)
Expertise in specific functional area/ brief resume	Entrepreneur with over 33 years' of experience in the various businesses	Entrepreneur with over 21 years' of experience in business of plastic processing. Brief resume is given in the Corporate Governance Report forming part of this Annual Report.
Qualification	B. Com	B.Sc.(Econ), B.Sc.(Comp. Sc.)
No. of equity shares held by a non-executive director in the Company including shares held as beneficial owner (as at 30.06.2022)	36,10,240 equity shares of face value ₹ 1 each	Not Applicable
Directorships in other listed entities and membership of committees of the board. Listed entities from which the Director has resigned in the past three years	Nil	Nil
Directorships in other unlisted entities and membership/ chairmanship of committees of the board	<ol style="list-style-type: none"> 1. Jaicorp Welfare Foundation 2. Mumbai SEZ Limited 3. Navi Mumbai SEZ Private Limited 4. Rewas Ports Limited 5. Urban Infrastructure Venture Capital Limited 	Directorships- <ol style="list-style-type: none"> 1. Dhruvam Realtors Pvt. Ltd. 2. Geotech Lining Pvt. Ltd. 3. JKSP Samarpan Foundation (Sec. 8) 4. Kamal Agri Properties Pvt. Ltd. 5. Megaplast India Pvt. Ltd. 6. Mega Pipes Pvt. Ltd. 7. Mega Prime Estate Pvt. Ltd. 8. Navnetra Trading Pvt. Ltd. 9. Navnirman Real Estate Pvt. Ltd. 10. Neo-Spectra Realtors Pvt. Ltd. 11. Omni Realtors Pvt. Ltd. 12. Pet Fibres Pvt. Ltd. 13. Prashant Realtors Pvt. Ltd. 14. Prime Wovens Pvt. Ltd. 15. Richmond Traders Pvt. Ltd. 16. Samruddha Realtors Pvt. Ltd. 17. Shiva Land Infrastructure Pvt. Ltd. 18. Welldone Real Estate Ltd.

Name of the Director	Mr. Anand Jain	Mr. Gaurav Jain
Number of Meetings of the Board attended during the year 2021-22	5 out of 5	5 out of 5
Relationship between Directors <i>inter se</i> , Manager and other Key Managerial Personnel.	Is related to Mr. Virendra Jain and Mr. Gaurav Jain	Is related to Mr. Anand Jain and Mr. Virendra Jain
Terms and conditions of appointment/ re-appointment	In terms of Section 152(6) of the Companies Act, 2013, Mr. Anand Jain who was appointed as a Non-executive Director at the Annual General Meeting held on 30/09/2019, is liable to retire by rotation. Being eligible has offered himself for re-appointment.	As per the resolution at item no. 5 of the Notice convening this Meeting read with explanatory statement thereto, Mr. Gaurav Jain is proposed to be re-appointed as the Managing Director with the designation of Chief Executive Officer.
Remuneration last drawn	₹ 72,500/- as sitting fee for attending Board and Committee meetings.	Not Applicable. Has voluntarily stopped accepting remuneration.
Remuneration proposed to be paid	Sitting fee for attending Board and Committee meetings as may be decided by the Board from time to time but not exceeding the limits specified under the Companies Act, 2013.	Not Applicable
DIN	00003514	00077770
Category of directorship & designation	Non - executive, promoter director and Chairman	Director, promoter director and Managing Director and Chief Executive Officer.

DIRECTORS' REPORT

Your Directors are pleased to present the Thirty-seventh Annual Report and the audited accounts for the year ended 31st March, 2022.

FINANCIAL SUMMARY:

(₹ in Lakh)

	Year Ended 31-03-2022	Year Ended 31-03-2021
Profit before Depreciation, Finance Costs, Exceptional Items & Income – tax	8,066.70	15,127.67
Less: Finance Costs	335.01	1,563.23
Depreciation and Amortization Expense	957.29	1,056.47
Profit before Exceptional Items & Income-tax	6,774.40	12,507.97
Exceptional Items		
Profit before Income-tax	6,774.40	12,507.97
Less: Provision for Taxation:	-	-
Current Tax	1,621.59	3,399.57
Deferred Tax Expense/ (Credit)	(168.69)	(456.31)
Income Tax of Earlier Years	-	(27.08)
Net Profit after Tax from Continuing Operations	5,321.50	9,591.79
Profit/ (Loss) before Tax from Discontinued Operations	131.38	292.97
Tax Expenses of Discontinued Operations	32.32	22.84
Net Profit/(Loss) after Tax from Discontinued Operations	99.06	270.13
Net Profit for the Year	5,420.56	9,861.92
Other Comprehensive Income (net)	37.22	(83.00)
Total Comprehensive Income	5,457.78	9,778.92
Statement of Retained Earnings		
At the beginning of the year	44,949.44	35,328.40
Add: Profit for the year	5,420.56	9,861.92
Less: Dividend paid on Shares	(240.85)	(240.89)
Balance at the end of the year	50,129.14	44,949.43

THE CHANGE IN THE NATURE OF BUSINESS, IF ANY:

There was no change in the nature of business of the Company during the year or subsequently.

RESULT OF OPERATIONS AND THE STATE OF THE COMPANY'S AFFAIRS:

During the year under review, the gross turnover of the Company's Steel Division was ₹ 71.45 crore as compared to the previous year's gross turnover of ₹ 8.39 crore. The Division reported a profit/(loss) of ₹ (0.46) crore during the year under review as against a profit of ₹ 0.55 crore of the previous year.

The Plastic Processing Division of the Company achieved a gross turnover of ₹ 644.69 crore as compared to previous year's gross turnover of ₹ 460.55 crore. The Division reported a profit of ₹ 75.55 crore

during the year under review as against a profit of ₹ 143.65 crore of the previous year.

The Spinning Division of the Company achieved a gross turnover of ₹ 0.69 crore as compared to the previous year's gross turnover of ₹ 1.31 crore. The Division reported a profit of ₹ 1.39 crore during the year under review as against a profit of ₹ 2.93 crore of the previous year.

The Board has decided to discontinue the operations of the Spinning Division as it is no longer commensurate with the economies of scale. The Company wants to concentrate more on its core business activities of plastic processing. No material financial impact is envisaged on the Company's operations.

During the year under review, the production of Plastic Processing Division decreased to 42,501 MT during 2021-22 from 40,346 MT during 2020-21.

The third-party production (job work) of GP/GC coils and sheets decreased to Nil during 2021-22 from 17,447.17 MT during 2020-21. The production of GP/GC coils and sheets increased to 8,512.72 MT during FY 2021-22 from Nil during FY 2020-21. CR coils and sheets were not produced due to lack of demand.

AMOUNT PROPOSED TO BE CARRIED TO GENERAL RESERVE AND AMOUNT RECOMMENDED TO BE PAID BY WAY OF DIVIDEND:

Your Directors have decided not to transfer any amount to the General Reserve. Your Directors have also recommended a dividend of ₹ 0.50/- (50 per cent) per equity share on 17,84,49,410 equity shares of face value ₹ 1/- each for the financial year ended 31st March, 2022. This will amount to ₹ 8,92,24,705/- and, if approved at the ensuing 37th Annual General Meeting, will be paid to members whose names appear on the Register of Members of the Company at close of business on 24th October, 2022. In respect of shares held in dematerialized form, it will be paid to members whose names are furnished by National Securities Depository Limited and Central Depository Services (India) Limited as beneficial owners as on that date. No dividend was recommended on 44,600 shares forfeited and not re-issued.

Pursuant to the requirements of Regulation 43A of the SEBI (Listing Obligations and Disclosure Requirements) Regulations, 2015 (the "Listing Regulations"), the Company has formulated a dividend distribution policy and disclosed it on the website. The Uniform Resource Locator ("URL") for this Policy is: <http://www.jaicorpindia.com/pdf/Dividend-Distribution-Policy.pdf>.

During the year under review, there is no change in the paid-up equity share capital of the Company. The Company has neither issued shares with differential voting rights, nor granted stock options, nor sweat equity and none of the Directors of the Company hold any convertible instruments. The Company proposes to transfer Nil amount to the Reserves.

During the year under review, 5,28,000 preference shares were redeemed. With that there are no outstanding preference shares.

EXTRACT OF ANNUAL RETURN:

Annual Return referred to in sub-section (3) of section 92 of the Companies Act, 2013 ("the Act") can be viewed in the Company's website. The Uniform Resource Locator ("URL") for the Annual Return is : <http://www.jaicorpindia.com/investor/annualreports.html>.

NUMBER OF MEETINGS OF THE BOARD:

Five meetings of the Board of Directors and one meeting of the Independent Directors of the Company were held during the financial year 2021-22. Further details in this regard are furnished in the Corporate Governance Report given elsewhere in this Annual Report.

DETAILS OF DIRECTORS OR KEY MANAGERIAL PERSONNEL WHO WERE APPOINTED OR HAVE RESIGNED DURING THE YEAR:

In accordance with the provisions of the Companies Act, 2013 and the Articles of Association of the Company, Mr. Anand Jain (DIN: 00003514) retires by rotation and being eligible has offered himself for re-appointment at the ensuing Annual General Meeting. The Board on recommendation of the Nomination and Remuneration Committee recommends the re-appointment of Mr. Anand Jain (DIN: 00003514).

The present term of the Managing Director and Chief Executive Officer, Mr. Gaurav Jain (DIN: 00077770) will end on 03-06-2023. The Board on the recommendation of the Nomination and Remuneration Committee has re-appointed Mr. Gaurav Jain (DIN: 00077770) with effect from 04-06-2023 as the Managing Director and Chief Executive Officer for a period of 5 (five) years, subject to approval of the members at the ensuing Annual General Meeting.

During the year under review, Mr. Dinesh Deokinandan Paliwal (DIN: 00524064) was appointed as a director in the category of an executive director with the designation of Director-Works with effect from 1st April, 2021 for a period of 3 (three) years. His appointment was approved by the members at the 36th Annual General Meeting.

Brief resume of all Directors including those proposed to be appointed/ re-appointed/continue with appointment, nature of their expertise in specific functional areas and names of public limited companies in which they hold directorship, memberships/chairmanships of Board Committees, are provided elsewhere in the Annual Report. The Directors who are being appointed/ re-appointed have intimated to the Company that they are eligible for appointment/ re-appointment.

Mr. Vasudeo Srinivas Pandit (DIN: 00460320) resigned as a director of the Company with effect from 01st April, 2021.

There was no change among the Key Managerial Personnel during the year. Subsequent to end of the financial year, Mr. P.K. Jaiswal has tendered his resignation as the Chief Financial Officer with effect from 31st October, 2022. The Board on the on the recommendation of the Nomination and Remuneration Committee has appointed Mr. Deepak Ojha, as the Chief Financial Officer from 1st November, 2022.

DIRECTORS' RESPONSIBILITY STATEMENT:

Pursuant to the requirement under Section 134(5) of the Act, it is hereby stated that:

- (a) in the preparation of the annual accounts for the financial year ended 31st March, 2022, the applicable accounting standards read with requirements set out under Schedule III to the Act have been followed and there are no material departure(s) from the same.

- (b) appropriate accounting policies have been selected and applied consistently and the Directors have made judgments and estimates that are reasonable and prudent, so as to give a true and fair view of the state of affairs of the Company at the end of the financial year at 31st March, 2022 and of the profit including total comprehensive income of the Company for that period.
- (c) proper and sufficient care has been taken for the maintenance of adequate accounting records in accordance with the provisions of the Act for safeguarding the assets of the Company and for preventing and detecting fraud and other irregularities.
- (d) the annual accounts for the financial year ended 31st March, 2022 have been prepared on a 'going concern' basis.
- (e) internal financial controls have been laid down to be followed by the Company. The internal financial controls are adequate and are operating effectively.
- (f) proper systems have been devised to ensure compliance with the provisions of all applicable laws and that such systems are adequate and operating effectively.

STATEMENT ON DECLARATION GIVEN BY INDEPENDENT DIRECTORS

The Independent Directors have given their respective declarations under Sections 149(6) and 150(3) of the Act and under Regulation 25 of the Listing Regulations.

SECRETARIAL STANDARDS:

The Directors state that applicable Secretarial Standards have been duly followed by the Company.

COMPANY'S POLICY ON DIRECTORS' APPOINTMENT AND REMUNERATION INCLUDING CRITERIA FOR DETERMINING QUALIFICATIONS, POSITIVE ATTRIBUTES, INDEPENDENCE OF A DIRECTOR AND OTHER MATTERS PROVIDED UNDER SUB-SECTION (3) OF SECTION 178 OF THE ACT:

(a) Qualifications of directors:

- (i) A candidate for executive directorship should possess administrative skills and functional experience or knowledge of the division or department entrusted to such director. The candidate should have strong attributes of a leader and inter-personal skills to deal with the Board, colleagues, peers and subordinates.
- (ii) A non-executive director and an independent director shall possess appropriate skills, experience and knowledge in one or more fields of finance, law, management, sales, marketing, administration, research, corporate governance, technical operations

or other disciplines related to the Company's business.

(b) Process of selection to the Board/ extending invitation to a potential candidate:

One of the roles of the Nomination and Remuneration Committee ("N&RC") is to periodically identify competency gaps in the Board, evaluate potential candidates as per the criteria stated above, ascertain their availability and make suitable recommendation to the Board.

In selecting a suitable candidate as an independent director the N&RC will also look into the data bank that is proposed to be set up pursuant to the provisions of Section 150 of the Companies Act, 2013 and the Rules made thereunder.

The N&RC shall also identify suitable candidates in the event of resignation, retirement or demise of an existing Board member. Based on the recommendation of the N&RC, the Board through its Chairman/ N&RC will then invite the prospective person to join the Board as a director.

In case the shareholders recommend any person as a director pursuant to the provisions of Section 151 of the Act and the Rules made thereunder, the N&RC shall consider that candidate and make suitable recommendation to the Board. The procedure pertaining to appointment of small shareholders' director laid down in Rule 7 of the Companies (Appointment and Qualification of Directors) Rules, 2014 will have to be adhered to.

(c) Orientation and Induction:

A new director will be given a formal induction and orientation with respect to the Company's vision, core values, business operations, corporate governance norms, financials etc. The Board will carry out a continuous education of its members.

In respect of independent directors, as required under Regulation 25(7) of SEBI (Listing Obligations and Disclosure Requirements) Regulations, 2015 ('Listing Regulations'), the Company will familiarize them about the organization, their roles, rights, responsibilities in the Company, nature of the industry in which the Company operates, business model of the Company, etc.

(d) Remuneration to Directors:

The N&RC is, *inter alia*, required to oversee remuneration payable to directors.

The executive directors including managing directors are paid remuneration by way of salary, perquisites, contribution to provident fund, superannuation fund, gratuity, encashment of leave etc. as per the terms of agreement entered into with them and approved by the shareholders pursuant to the requirements of the Act.

Non-executive directors are paid a sitting fee for attending each Board and/or Committee meetings except for those committees where no sitting fee is payable to attend the meetings. Such fee shall be fixed by the Board of Directors on receiving recommendation in that respect from the N&RC. Shareholder's approval will be taken where the same is mandated by the provisions of the Act and/ or the Listing Regulations.

No commission is presently payable to the directors and the Company has presently not granted any stock option to its directors. The independent directors are not entitled to stock options as mandated by law.

(e) Re-imbursement of expenses of non-executive directors:

The Company recognizes that non-executive directors, particularly non-executive promoter directors, also play a vital role in the business of the Company. The non-executive promoter directors contribute their time, energy, and expertise in helping the Company garner business and run its operations successfully, thereby ultimately resulting in value addition to the Company.

It is fair that the expenses incurred by directors exclusively for the purposes of the Company be borne by the Company or be reimbursed to them. Payment may be made on their behalf either by the Company or be paid by them directly. Where the concerned director seeks to claim reimbursement, he/she is required to submit a claim along with relevant particulars in supporting of the expenses incurred.

The Nomination & Remuneration Policy for Directors, KMPs & Senior Management is available at the website of the Company. The Uniform Resource Locator ("URL") for this Policy is: www.jaicorplndia.com/pdf/nomination_remuneration.pdf

AUDITORS AND AUDITORS' REPORTS:

Pursuant to the provisions of the Act, the present term of D T S & Associates LLP, Chartered Accountants (Registration No. 142412W/100595 issued by the Institute of Chartered Accountants of India), who were appointed as the Auditor at the 32nd Annual General Meeting held on 12-09-2017, will expire at the conclusion of the 37th Annual General Meeting.

Based upon the recommendation of the Audit Committee, it is proposed to appoint Chaturvedi & Shah LLP, Chartered Accountants (Registration No. 101720W/W100355 issued by the Institute of Chartered Accountants of India) from the conclusion of the ensuing 37th Annual General Meeting till

the conclusion of the sixth annual general meeting thereafter.

The Company has received certificate from Chaturvedi & Shah LLP confirming that they are eligible for appointment.

The Central Government had approved the appointment of Tadhani & Co., Cost Accountants as the cost auditor for the financial year 2021-22. The Board has appointed Tadhani & Co. as the Cost Auditor for the financial year 2022-23. The Central Government has approved the appointment of Tadhani & Co., Cost Accountants as the cost auditor for the financial year 2022-23. The remuneration payable to Tadhani & Co. is subject to approval of the members at the ensuing 37th Annual General Meeting.

The Board had appointed Kakaria and Associates LLP, Chartered Accountants as the Internal Auditor for the financial years 2021-22 and 2022-23 under Section 138 of the Companies Act, 2013. They carried out the internal audit as per the scope approved by the Audit Committee.

Mr. Shridhar V. Phadke, Company Secretary in Whole time Practice was appointed as the Secretarial Auditor under Section 204 of the Act. The Secretarial Audit Report issued pursuant to the provisions of Section 204 of the of the Act and the Secretarial Compliance Report issued pursuant to the provisions of Regulation 24A of the Listing Regulations are given in **Annexure - 1**.

There is no qualification, reservation or adverse comment in the Standalone Auditors' Report and the Secretarial Audit and Compliance Reports.

The Auditor has expressed a qualified opinion in the Consolidated Auditors' Report and pursuant to the provisions of Regulation 34(2) of the Listing Regulation. Statement on Impact of Audit Qualifications is given in **Annexure - 2**.

PARTICULARS OF LOANS, GUARANTEES OR INVESTMENTS UNDER SECTION 186 OF THE COMPANIES Act, 2013:

Particulars of loans, guarantees or investments under Section 186 of the Companies Act, 2013 are given in **Annexure - 3**.

PARTICULARS OF CONTRACTS OR ARRANGEMENTS WITH RELATED PARTIES REFERRED TO IN SUB-SECTION (1) OF SECTION 188 OF THE ACT:

Particulars of contracts or arrangements with related parties referred to in sub-section (1) of Section 188 of the Act are given in Form AOC-2 in **Annexure - 4**.

MATERIAL CHANGES AND COMMITMENTS, IF ANY, AFFECTING THE FINANCIAL POSITION OF THE COMPANY WHICH HAVE OCCURRED

BETWEEN THE END OF THE FINANCIAL YEAR OF THE COMPANY TO WHICH THE FINANCIAL STATEMENTS RELATE AND THE DATE OF THE REPORT:

There are no material changes and commitments affecting the financial position of the Company which have occurred between the end of the financial year and date of this Report.

CONSERVATION OF ENERGY, TECHNOLOGY ABSORPTION, FOREIGN EXCHANGE EARNINGS AND OUTGO:

A) CONSERVATION OF ENERGY:

- i) **the Steps taken or impact on conservation of energy:** The Company has taken various steps for minimization of energy consumption by putting continuous efforts towards optimization of operating and processing activities, up-gradation of plant equipment etc.
- ii) **the steps taken by the company for utilizing alternate sources of energy:** Nil
- iii) **the capital investment on energy conservation equipment:** Nil

B) TECHNOLOGY ABSORPTION:

- i) **the efforts made in technology absorption:**
At the plants, technology has been fully absorbed and the plants are being operated efficiently.
- ii) **the benefits derived like product improvement, cost reduction, product development or import substitution:**
The Company is producing quality products and is constantly making efforts to reduce cost and develop products so that it leads to import substitution.
- iii) **In case of imported technology (imported during the last 5 years reckoned from the beginning of the financial year):**

The details of technology imported	The year of import	Whether the technology been fully absorbed	If not fully absorbed areas where this has not taken place, reasons thereof
(a)	(b)	(c)	(d)
Not Applicable			

- iv) **the expenditure incurred on Research and Development:** Nil

C) Foreign exchange earnings and outgo:

The foreign exchange earned in terms of actual inflows during the year and the foreign exchange outgo during the year in terms of actual outflows.

(₹ in Lakh)

Particulars	31-03-2022	31-03-2021
1) FOB Value of Exports	10,074.87	5,750.14
2) CIF Value of Imports	41.17	84.70
3) Expenditure in Foreign Currency	1509.64	599.58

STATEMENT INDICATING DEVELOPMENT AND IMPLEMENTATION OF A RISK MANAGEMENT POLICY FOR THE COMPANY INCLUDING IDENTIFICATION THEREIN OF ELEMENTS OF RISK, IF ANY, WHICH IN THE OPINION OF THE BOARD MAY THREATEN THE EXISTENCE OF THE COMPANY:

The Risk Management Committee took note of the implementation of steps to identify, manage and mitigate the risks affecting the Company as per the Risk Management Policy.

The Audit Committee and the Board are also apprised of the risks and the measures taken by the Company to mitigate the same.

The Company has adequate insurance cover for the normal business risks.

THE DETAILS ABOUT THE POLICY DEVELOPED AND IMPLEMENTATION BY THE COMPANY ON CORPORATE SOCIAL RESPONSIBILITY INITIATIVES TAKEN DURING THE YEAR:

Details about the policy developed and implementation by the Company on Corporate Social Responsibility (CSR) initiatives taken during the year is given in **Annexure- 5**

The CSR Policy is available at the website of the Company. The URL for this Policy is: <http://www.jaicorpltd.com/pdf/CSRPolicy.pdf>

STATEMENT INDICATING THE MANNER IN WHICH FORMAL ANNUAL EVALUATION OF PERFORMANCE HAS BEEN MADE OF THE BOARD, ITS COMMITTEES AND OF INDIVIDUAL DIRECTORS:

An annual evaluation was carried out of performance of the Board, its Committees and that of the individual Directors. A structured questionnaire was prepared covering various aspects of the Board's functioning. Inputs received from the Directors were suitably incorporated in the questionnaire. Similar exercise was

carried out to evaluate the performance of individual directors and that of the Committees. Performance evaluation of Directors individually was carried out by the Board, with the Director being evaluated staying out. Independent Directors at their separate meeting evaluated the performance of the Board, the non-independent directors and the Chairman. Performance of the Secretarial Department was also included in the evaluation.

The Directors expressed their satisfaction at the performance of all concerned.

THE NAMES OF COMPANIES WHICH HAVE BECOME OR CEASED TO BE SUBSIDIARIES, JOINT VENTURES OR ASSOCIATE COMPANIES DURING THE YEAR:

During the year under review, there is no new subsidiary, joint venture or associate companies. Rudradev Developers Limited, a wholly-owned subsidiary company ceased to be a subsidiary due to strike-off its name from the Register of Companies. Jai Corp Welfare Foundation, a wholly-owned company is in the process of surrendering the license issued to it under Section 8 of the Companies Act, 2013.

PERFORMANCE AND FINANCIAL POSITION OF EACH OF THE SUBSIDIARIES, ASSOCIATES AND JOINT VENTURE COMPANIES INCLUDED IN THE CONSOLIDATED FINANCIAL STATEMENT:

Highlights of performance of subsidiaries, associates and joint venture companies and their contribution to the overall performance of the company during the period under report is presented in **Form AOC-1** given elsewhere in the Annual Report and is not being reproduced here to avoid repetition.

CONSOLIDATED FINANCIAL STATEMENTS:

Pursuant to the provisions of the Act and in accordance with Ind AS 110 – Consolidated Financial Statements read with Ind AS 28 - Investments in Associates and Ind AS 31 - Interests in Joint Ventures, the audited consolidated financial statements are provided elsewhere in the Annual Report.

DETAILS RELATING TO DEPOSITS COVERED UNDER CHAPTER V OF THE ACT AND DEPOSITS WHICH ARE NOT IN COMPLIANCE WITH THE REQUIREMENTS OF CHAPTER V OF THE ACT:

Company has not accepted any deposit covered under Chapter V of the Act nor any deposit not in compliance with the requirements of Chapter V of the Act.

THE DETAILS OF SIGNIFICANT AND MATERIAL ORDERS PASSED BY THE REGULATORS OR COURTS OR TRIBUNALS IMPACTING THE GOING CONCERN STATUS AND COMPANY'S OPERATIONS IN FUTURE:

No order has been passed by any Regulator, Court or Tribunal impacting the going concern status and the Company's operations in future.

THE DETAILS IN RESPECT OF ADEQUACY OF INTERNAL FINANCIAL CONTROLS WITH REFERENCE TO THE FINANCIAL STATEMENTS:

The Company has in place adequate internal control with reference to the financial statements. During the year under review, such controls were put to test and were found to be adequate.

DETAILS IN RESPECT OF FRAUDS REPORTED BY AUDITORS UNDER SUB-SECTION (12) OF SECTION 143 OF THE ACT OTHER THAN THOSE WHICH ARE REPORTABLE TO THE CENTRAL GOVERNMENT:

No fraud has been reported by the Auditors to the Audit Committee or to the Board of Directors of the Company.

EMPLOYEE RELATED DISCLOSURES:

Pursuant to the requirements of Section 197(12) of the Act read with Rule 5(1) of the Companies (Appointment and Remuneration of Managerial Personnel) Rules, 2014, the information sought thereat is given in **Annexure- 6**.

Neither the Managing Director nor the Director-Works was paid commission from the Company and they did not receive any commission from any subsidiary company.

Disclosure under Rule 5(2) of the Companies (Appointment and Remuneration of Managerial Personnel) Rules, 2014:

A. Top ten employees in terms of remuneration drawn:

Name, Age, Qualification	Designation and Nature of Employment Whether contractual or otherwise	Remuneration Received (in ₹)	Date of Joining and experience	Particulars of last employment
Given in Annexure- 6				

B. Name of employee employed throughout the financial year ended 31st March 2022 and was in receipt of remuneration not less than ₹1,02,00,000/- or more per annum:

Name, Age, Qualification	Designation and Nature of Employment	Remuneration Received (in ₹)	Date of Joining and experience	Particulars of last employment
Not Applicable				

C. Name of employee employed for part of the financial year ended 31st March 2022 and was in receipt of remuneration not less than ₹ 8,50,000/- or more per month:

Name, Age, Qualification	Designation and Nature of Employment	Remuneration Received (in ₹)	Date of Joining and experience	Particulars of last employment
Not Applicable				

D. Name of employee employed throughout the financial year or part thereof, was in receipt of remuneration in that year which, in the aggregate, or as the case may be, at a rate which, in the aggregate, is in excess of that drawn by the managing director or whole-time director or manager and holds by himself or along with his spouse and dependent children, not less than two percent of the equity shares of the company.

There is no employee who was in receipt of remuneration in excess of that drawn by the managing director or whole-time director or manager and holds by himself or along with his spouse and dependent children, not less than two percent of the equity shares of the company.

ISSUE OF EQUITY SHARES WITH DIFFERENTIAL RIGHTS, SWEAT EQUITY, EMPLOYEE STOCK OPTION:

The Company has not issued any shares with differential rights, sweat equity or as employee stock options.

AUDIT COMMITTEE:

The Audit Committee comprises of Independent Directors Mr. Kaushik Deva (Chairman), Ms. Priyanka S. Fadia, and Ms. Amita J. Jasani. Non-executive Director, Mr. Virendra Jain is the other member of the Committee.

All recommendations made by the Audit Committee were accepted by the Board.

COST AUDIT:

Maintenance of cost records as specified by the Central Government under sub-section (1) of Section 148 of the Act is required by the Company and, accordingly, such accounts and records are made and maintained.

INTERNAL COMPLAINTS COMMITTEE:

The Company has complied with the provisions relating to the constitution of Internal Complaints Committee under the Sexual Harassment of Women at Workplace (Prevention, Prohibition and Redressal) Act, 2013.

During the year under review, there were no complaints reported to the Board.

INDUSTRIAL RELATIONS:

The relations with the employees remained cordial and satisfactory during the year under review.

TRANSFER OF UNPAID/ UNCLAIMED AMOUNTS TO IEPF:

Pursuant to the provisions of Section 124 of Act, the declared dividends which remained unpaid/ unclaimed for a period of 7 years along with all shares in respect of such unpaid or unclaimed dividend were transferred by the Company to the Investor Education and Protection Fund (IEPF) established by the Central Government pursuant to Section 125 of the Companies Act, 2013. During the year under review, ₹ 6,74,563/- was transferred as unpaid or unclaimed dividend and 41,060 equity share were also transferred.

CORPORATE GOVERNANCE:

The Company is committed to maintain highest standards of corporate governance. Your Directors adhere to the requirements of the Securities and Exchange Board of India's corporate governance practices and has implemented all the mandatory requirements. A separate section on Corporate Governance forms part of the Annual Report. A certificate from the statutory auditors of the Company regarding compliance of the requirements of Regulation 34(3) read with Schedule V to the Listing Regulations is attached to this Report.

MANAGEMENT DISCUSSION AND ANALYSIS REPORT:

The Management Discussion and Analysis Report portion of the Corporate Governance Report for the year under review, as stipulated under Regulation 34(3) read with Schedule V to the Listing Regulations is given in **Annexure - 7**.

INSOLVENCY AND BANKRUPTCY CODE AND ONE-TIME SETTLEMENT:

There is no proceeding pending against the Company under the Insolvency and Bankruptcy Code, 2016.

There has not been any instance of one-time settlement of the Company with any bank or financial institution.

BUSINESS RESPONSIBILITY REPORT:

The Business Responsibility Report for the year under review, as stipulated under Regulation 34(2)(f) of the Listing Regulations is given in **Annexure - 8**.

OUTLOOK:

The Company has invested in entities carrying on the businesses pertaining to essential integrated urban infrastructure. These businesses relate to special economic zones, port, real estate etc. The Company also intends to focus on the asset management business carried out through its wholly-owned subsidiary. In addition, the Company is also taking steps to improve the performance and efficiency of its existing manufacturing businesses. As a result of these

factors, your Directors are confident that the Company will continue sustaining our strengths.

ACKNOWLEDGEMENT:

Your Directors express their grateful appreciation for the assistance and co-operation received from banks, financial institutions, Government authorities, customers, vendors and shareholders during the year under review. Your Directors also wish to place on record their deep sense of appreciation for the committed services by the executives, staff and workers of the Company.

For and on behalf of the Board of Director

Mumbai,
21st September, 2022

Anand Jain
Chairman
DIN: 00003514

Annexure - 1 to Directors' Report

Form No. MR-3

SECRETARIAL AUDIT REPORT

FOR THE FINANCIAL YEAR ENDED MARCH 31, 2022

[Pursuant to section 204(1) of the Companies Act, 2013 and Rule No. 9 of the Companies (Appointment and Remuneration of Managerial Personnel) Rules, 2014]

To,
The Members,
JAI CORP LIMITED
CIN: L17120MH1985PLC036500
A-3, M.I.D.C. Indl. Area
Nanded 431 603 Maharashtra

I have conducted the Secretarial Audit of the compliance of applicable statutory provisions and the adherence to good corporate practices by JAI CORP LIMITED (hereinafter called the "Company"). Secretarial Audit was conducted in a manner that provided me a reasonable basis for evaluating the corporate conducts/statutory compliances and expressing my opinion thereon.

Based on my verification of the Company's books, papers, minute books, forms and returns filed and other records maintained by the Company and also the information provided by the Company, its officers, agents and authorized representatives during the conduct of Secretarial Audit, I hereby report that in my opinion, the Company has, during the audit period covering the financial year ended on March 31, 2022, complied with the statutory provisions listed hereunder and also that the Company has proper Board-processes and compliance-mechanism in place to the extent, in the manner and subject to the reporting made hereinafter:

I have examined the books, papers, minute books, forms and returns filed and other records maintained by the Company for the financial year ended on March 31, 2022 according to the provisions of:

1. The Companies Act, 2013 (the Act) and the rules made thereunder;
2. The Securities Contracts (Regulation) Act, 1956 ('SCRA') and the rules made there under;
3. The Depositories Act, 2018, and the Regulations and Bye-laws framed thereunder;
4. Foreign Exchange Management Act, 1999 and the rules and regulations made there under to the extent of Foreign Direct Investment, Overseas Direct Investment and External Commercial Borrowings.
5. The following Regulations and Guidelines prescribed under the Securities and Exchange Board of India Act, 1992 ('SEBI Act'):-
 - a. The Securities and Exchange Board of India (Substantial Acquisition of Shares and Takeovers) Regulations, 2011; there were no events occurred during the period which attracts provisions of these guidelines, hence not applicable
 - b. Securities and Exchange Board of India (Prohibition of Insider Trading) Regulations, 2015;
 - c. The Securities and Exchange Board of India (Issue of Capital and Disclosure Requirements) Regulations, 2018; there were no events occurred during the period which attracts provisions of these guidelines, hence not applicable.
 - d. The Securities and Exchange Board of India (Share Based Employee Benefits) Regulations, 2014: There were no events occurred during the period which attracts provisions of these guidelines, hence not applicable.
 - e. The Securities and Exchange Board of India (Issue and Listing of Debt Securities) Regulations, 2008: There were no events occurred during the period which attracts provisions of these regulations, hence not applicable.
 - f. The Securities and Exchange Board of India (Registrars to an Issue and Share Transfer Agents) Regulations, 1993: There were no events occurred during the period which attracts provisions of these regulations, hence not applicable.
 - g. The Securities and Exchange Board of India (Delisting of Equity Shares) Regulations, 2009: There were no events occurred during the period which attracts provisions of these regulations, hence not applicable; and

- h. The Securities and Exchange Board of India (Buyback of Securities) Regulations, 2018: There were no events occurred during the period which attracts provisions of these regulations, hence not applicable.

I have also examined compliance with the applicable clauses of the following:

- (i) Secretarial Standards issued by The Institute of Company Secretaries of India; and
- (ii) The Securities and Exchange Board of India (Listing Obligations and Disclosures requirements) Regulations, 2015.

During the audit period the Company has generally complied with the provisions of the Act, Rules, Regulations, Guidelines, Standards, etc. as mentioned above.

I further report that, on the basis document & explanation furnished to me by the Company & its officers and having regard to the compliance management system prevailing in the Company, the Company has complied with the following laws applicable specifically to the Company:

- ▣ The Explosives Act, 1884
- ▣ The Boilers Act, 1923.

I further report that:

The Board of Directors of the Company is duly constituted with proper balance of Executive Directors, Non-Executive Directors and Independent Directors. There were changes in the composition of the Board of Directors during the period under review in accordance with the applicable provisions of Companies Act, 2013 and other applicable legislation(s).

Adequate notice is given to all directors to schedule the Board Meetings, agenda and detailed notes on agenda were sent at least seven days in advance, and a system exists for seeking and obtaining further information and clarifications on the agenda items before the meeting and for meaningful participation at the meeting.

All the decision in the board meetings were carried through by majority while there were no dissenting members' views and hence not captured and recorded as part of the minutes.

I further report that:

There are adequate systems and processes in the Company commensurate with the size and operations of the Company to monitor and ensure compliance with applicable laws, rules, regulations and guidelines.

I further report that during the audit period, the Company does not have any events having a major bearing on its affairs in pursuance of the above referred laws, rules, regulations, guidelines, standards, etc.

for **SVP & ASSOCIATES**
Company Secretaries

SHRIDHAR PHADKE

CP No. 18622

FCS No. 7867

UDIN : F007867D000613549

Date: 13/07/2022

Place: Pune

To,
The Members,
JAI CORP LIMITED
CIN: L17120MH1985PLC036500
A-3, M.I.D.C. Indl. Area
Nanded 431 603 Maharashtra

My report of even date is to be read along with this letter.

1. Maintenance of secretarial record is the responsibility of the management of the Company. My responsibility is to express an opinion on these secretarial records based on my audit.
2. I have followed the audit practices and processes as were appropriate to obtain reasonable assurance about the correctness of the contents of the secretarial records. The verification was done on test basis to ensure that correct facts are reflected in secretarial records. I believe that the processes and practices, I followed provide a reasonable basis for my opinion.
3. I have not verified the correctness and appropriateness of financial records and Books of Accounts of the Company.
4. Wherever required, I have obtained the management representation about the compliance of laws, rules and regulations and happening of events etc.
5. The compliance of the provisions of Corporate and other applicable laws, rules, regulations, standards is the responsibility of management. My examination was limited to the verification of procedures on test basis.
6. The Secretarial Audit report is neither an assurance as to the future viability of the Company nor of the efficiency or effectiveness with which the management has conducted the affairs of the Company.
7. Due to COVID-19 outbreak and Lockdown situation, this Report has been issued relying on the certificate, information, details, data, documents and explanation provided by the Company and its officers, agents and authorized representatives and Registrar and Transfer Agent in electronic form, without physically verifying at their office.

for **SVP & ASSOCIATES**
Company Secretaries

SHRIDHAR PHADKE

CP No. 18622

FCS No. 7867

UDIN : F007867D000613549

Date: 13/07/2022

Place: Pune

**SECRETARIAL COMPLIANCE REPORT OF JAI CORP LIMITED
FOR THE YEAR ENDED 31ST MARCH 2022**

I, CS Shridhar Phadke from SVP & ASSOCIATES, Practicing Company Secretary, have examined:

- (a) all the documents and records made available to me and explanation provided by **JAI CORP LIMITED** (“the listed entity”),
- (b) the filings/ submissions made by the listed entity to the stock exchanges,
- (c) website of the listed entity,
- (d) other documents and information received from the MCA portal and stock exchange websites,

for the year ended 31st March 2022 (“Review Period”) in respect of compliance with the provisions of:

- (a) the Securities and Exchange Board of India Act, 1992 (“SEBI Act”) and the Regulations, circulars, guidelines issued thereunder; and
- (b) the Securities Contracts (Regulation) Act, 1956 (“SCRA”), rules made thereunder and the Regulations, circulars, guidelines issued thereunder by the Securities and Exchange Board of India (“SEBI”);

The specific Regulations, whose provisions and the circulars/ guidelines issued thereunder, have been examined, include:-

- (a) Securities and Exchange Board of India (Listing Obligations and Disclosure Requirements) Regulations, 2015;
- (b) Securities and Exchange Board of India (Issue of Capital and Disclosure Requirements) Regulations, 2018: There are no events occurred during the period which attracts provisions of these regulations, hence not applicable;
- (c) Securities and Exchange Board of India (Substantial Acquisition of Shares and Takeovers) Regulations, 2011; There are no events occurred during the period which attracts provisions of these regulations, hence not applicable;
- (d) Securities and Exchange Board of India (Buyback of Securities) Regulations, 2018: There are no events occurred during the period which attracts provisions of these regulations, hence not applicable;
- (e) Securities and Exchange Board of India (Share Based Employee Benefits & Sweat Equity) Regulations, 2021: There are no events occurred during the period which attracts provisions of these regulations, hence not applicable;
- (f) Securities and Exchange Board of India (Issue and Listing of Debt Securities) Regulations, 2008: There are no events occurred during the period which attracts provisions of these regulations, hence not applicable;
- (g) Securities and Exchange Board of India (Issue and Listing of Non-Convertible and Redeemable Preference Shares) Regulations, 2013: There are no events occurred during the period which attracts provisions of these regulations, hence not applicable;
- (h) Securities and Exchange Board of India (Prohibition of Insider Trading) Regulations, 2015; and circulars/ guidelines issued thereunder.

Based on the above examination, I hereby report that, during the Review Period:

- (a) The listed entity has complied with the provisions of the above Regulations and circulars/ guidelines issued thereunder:
- (b) The listed entity has maintained proper records under the provisions of the above Regulations and circulars/ guidelines issued thereunder in so far as it appears from my examination of those records.
- (c) No actions had been taken against the listed entity/ its promoters/ directors/ material subsidiaries either by SEBI or by Stock Exchanges (including under the Standard Operating Procedures issued by SEBI through various circulars) under the aforesaid Acts/ Regulations and circulars/ guidelines issued thereunder.
- (d) The listed entity was not required to take any actions to comply with the observations made in previous reports.

for SVP & ASSOCIATES
Company Secretaries

SHRIDHAR PHADKE

CP No. 18622

FCS No. 7867

UDIN : F007867D000390370

Date: 25/05/2022

Place: Pune

Annexure- 2 to Directors' Report
Statement on Impact of Audit Qualification

Statement on Impact of Audit Qualifications for the Financial Year ended March 31, 2022 on Consolidated Financial Statements				
I.	Sl. No.	Particulars	Audited Figures (as reported before adjusting for qualification)*	Adjusted Figures (audited figures after adjusting for qualifications)
	1.	Turnover/ Total Income	₹ 74226 Lakh	Refer 'Details of Audit Qualification' below
	2.	Total Expenditure	₹ 68380 Lakh	-do-
	3.	Net Profit/(Loss) [after taxes, minority interest and share of profit/ (loss) of associates	₹ 5256 Lakh	-do-
	4.	Earnings Per Share	₹ 2.95	-do-
	5.	Total Assets	₹ 152934 Lakh	-do-
	6.	Total Liabilities	₹ 7869 Lakh	-do-
	7.	Net Worth	₹ 145065 Lakh	-do-
	8.	Any other financial item(s)	Not Applicable	Not Applicable
* related to continuing and discontinuing operations				
II.	Audit Qualifications			
	<p>a. Details of Audit Qualification:</p> <p>The auditors of the Company in their report on the consolidated financial statements, have reported in their report, that:-</p> <p>(i) The consolidated audited financial statements also include the Group's share of net profit after tax of ₹ 747 lakh and total comprehensive income of ₹ 766 lakh for the year ended 31st March, 2022, in respect of one of the associate, whose financial statements have not yet been audited. The consolidated financial statements of that associate are unaudited and have been approved by the Board of Directors of that associate and our opinion on the consolidated financial statements, in so far as it relates to the amounts and financial information included in respect of the above associate, is based solely on these unaudited consolidated financial statements. Consequently, effects on the Group's share of net loss or profit and total comprehensive income, if any, pursuant to the audit of that associate, is not ascertainable at this stage.</p> <p>(ii) Current financial assets –loan includes inter-corporate deposits and interest receivables aggregating to ₹ 3253 lakh given by one of the subsidiary Company, overdue for substantial period of time, where subsidiary Company has initiated legal proceedings against those parties, have been considered good for recovery and no provisions for impairment have been considered necessary, by the management of that subsidiary. The matter described in above has uncertainties related to the outcome of the legal proceedings and therefore auditors of the subsidiary Company are unable to express an opinion on the ability of the subsidiary Company to recover the outstanding amount and possible impacts on the financial statements of the subsidiary Company.</p> <p>b. Type of Audit Qualification: Qualified Opinion</p> <p>c. Frequency of Audit Qualification: Since March 2016 (Referred II (a) (i)) and Since March 2019 and March 2021 (Referred II (a) (ii))</p> <p>d. For Audit Qualification where the impact is quantified by the auditor, Management's Views: Not Applicable</p>			

	<p>e. For Audit Qualification where the impact is not quantified by the auditor:</p> <p>(i) Management’s estimation on the impact of audit qualification: Not Applicable</p> <p>(ii) If the Management is unable to estimate the impact, reasons for the same:</p> <ul style="list-style-type: none"> ▣ In respect of Audit Qualification as referred in II (a) (i) above-The statutory Auditors of the Company have qualified their report on the Consolidated Financial Statements for the year ended 31st March 2022 in respect of inclusion of the Company’s share in the net profit after tax of ₹ 747 lakh and total comprehensive income of an associate of ₹ 766 lakh based on the unaudited consolidated financial statements of that associate in the consolidated financial statement of the Company. As the consolidated financial statement of an associate company is unaudited, it is not possible at this stage to estimate the impact, if any, whether the figure of the loss/ profit after tax and total comprehensive income will vary after audit. ▣ In respect of Audit Qualification as referred in II (a) (ii) above- in respect of inter-corporate deposits and interest receivables aggregating to ₹ 3253 lakh in view of value of the assets of the borrowers and commitment from the promoter of those borrowers as applicable, management is of the view that above amounts are recoverable. <p>(iii) Auditors’ Comments on (i) or (ii) above:</p> <p>Refer “ Basis for Qualified Opinion “ in the Independent Audit Report on the consolidated financial statements dated 25th May ,2022</p>
III.	Signatories:

For Jai Corp Limited

Gaurav Jain
(CEO/Managing Director)

Pramod Jaiswal
(Chief Financial Officer)

K. Deva
(Audit Committee Chairman)

Refer our Independent Auditor’s Report dated 25th May, 2022 on the consolidated financial statements of the Company.

For D T S & Associates LLP
Chartered Accountants

Registration No. 142412W/W100595

Parimal Kumar Jha
Partner
Membership No – 124262

Place: Mumbai
Date: 25th May, 2022

Annexure - 3 to Directors' Report

Particulars of loans, guarantees or investments under Section 186 of the Companies Act, 2013

The Company has provided following loans and guarantees and made following investments pursuant to Section 186 of the Companies Act, 2013:

Sr. No.	Name of the Entity	Relation	₹ in lakh	Particulars of loans, guarantees and investments	Purpose for which the loan, guarantee or security is proposed to be utilized
1	Hill Rock Construction Ltd.	Wholly Owned Subsidiary	5.00	0% Optionally Fully Convertible Debentures	To meet that company's requirement for Funds
2	Yug Developers Ltd	Wholly Owned Subsidiary	39.50	0% Optionally Fully Convertible Debentures	To meet that company's requirement for Funds
3	Multifaced Impex Limited	Wholly Owned Subsidiary	10.00	0% Optionally Fully Convertible Debentures	To meet that company's requirement for Funds

Annexure - 5 to Directors' Report

FORMAT FOR THE ANNUAL REPORT ON CSR ACTIVITIES TO BE INCLUDED IN THE BOARD'S REPORT

1. Brief outline on CSR Policy of the Company:

A brief outline of the Company's CSR policy, including overview of projects or programmes proposed to be undertaken and a reference to the web-link to the CSR Policy and projects or programs.

An essential component of Jai Corp's corporate social responsibility is to care for the community. The Company endeavors to make a positive contribution to the under privileged communities by supporting a wide range of socio-economic, educational, Skill enhancement & development and health initiatives. The Company is helping implement the roadmap drafted with the help of the Administration of UT Dadra & Nagar Haveli and Daman and Diu ("D & NH and DD"), The Administration of D & NH and DD has encouraged the Company to participate in a various private-public initiative projects like. **Rural development, Education Promotion, Skill Enhancement & Livelihood Programme, Promotion of Health Care, Women Empowerment, Safe Drinking Water to All, Animal Welfare, Environment Sustainable Project, Infrastructure development Projects and current pandemic COVID- 19 Projects** etc with the active involvement of the Administration of UT D & NH and DD. The Company's CSR policy is placed on the website of the Company. The Uniform Resource Locator ("URL") for this Policy is: <http://www.jaicorpindia.com/investor/policies.html>.

2. Composition of the CSR Committee:

Sl. No.	Name of Director	Designation/ Nature of Directorship	Number of CSR Committee held during the year	Number of CSR Committee attended during the year
1	Mr. Anand Jain	Chairman, Non-independent, non-executive director	1	1
2	Mr. Virendra Jain	Member, Non-independent, non-executive director	1	1
3	Mr. Kaushik Deva	Member, Independent Director	1	1

3. Provide the web-link where the composition of CSR committee, CSR Policy and CSR projects approved by the board are disclosed on the website of the company: www.jaicorpindia.com

4. Provide the details of impact assessment of CSR projects carried out in pursuance of sub-rule (3) of rule 8 of the Companies (Corporate Social Responsibility Policy) Rules,2014, if applicable (attach the report):

Not Applicable

5. Details of the amount available for set off in pursuance of sub-rule(3) of rule 7 of the Companies (Corporate Social Responsibility Policy) Rules, 2014, and amount required for set-off for the financial year, if any:

Sr. No.	Financial Year	Amount available for set-off from preceding financial years (in ₹)	Amount required to be set-off for the financial year, if any (in ₹)
1	NIL	NIL	NIL

6. Average net profit of the company as per section 135(5): Rs 50,62,00,000/-

7. (a) Two percent of average net profit of the company as per section 135(5):Rs. 1,01,24,000/-

(b) Surplus arising out of the CSR projects or programmes or activities of the Previous financial years : Nil

(c) Amount required to be set-off for the financial year, if any: Nil

(d) Total CSR obligation for the financial year (7a+7b-7c):Rs. 1,01,24,000/-

8. (a) CSR amount spent or unspent for the financial year: 2021-22

Total Amount Spent for the Financial Year (in ₹)	Amount Unspent (in ₹)	
	Total Amount transferred to Unspent CSR Account as per section 135(6)	Amount transferred to any fund specified under Schedule VII as per second proviso to section 135(5)
1,02,22,614/-	N.A	N.A.
	Date of Transfer	Date of Transfer
	N.A.	N.A.
	Name of the Fund	
	N.A.	N.A.
	Amount (in Rs.)	Amount (in Rs.)
	N.A	N. A

(b) Details of CSR amount spent against ongoing projects for the financial year: 2021-22

(1) Sr. No.	(2) Name of the Project	(3) Item from the list of activities in Schedule VII to the Act	(4) Local Area (Yes / No)	(5) Location of the Project		(6) Project Duration	(7) Amount allocated for the project (in ₹)	(8) Amount spent in the current financial year (in ₹)	(9) Amount transferred to Unspent CSR Account for the project as per Section 135(6) (in ₹)	(10) Mode of implementation- Direct (Yes/No)	(11) Mode of Implementation- Through Implementing Agency	
				State	District						Name	CSR Registration number
1	Education – CSR at Manufacturing Location Sponsoring academic fee of 2169 students of Pharmacy, Engineering, Hotel Management, MBBS, BAMS & BDS, Nursing, Paramedical Course, Diploma Courses and Degree course of Arts , Comm. and Science students in Dadra and Nagar Haveli and Daman and Diu (U.T.)	Cl.(ii) promoting education	Yes	Dadra and Nagar Haveli and Daman and Diu (U.T.)	Silvassa	-	6342999	6364168	00	Yes	-	-
2	Education – CSR at Manufacturing Location Conducting Soft Skill Training Programme at Dr. APJ Abdul Kalam Govt. College, Dokmard, Benefited 565 Students in Dadra and Nagar Haveli and Daman and Diu (U.T.)	Cl.(ii) promoting education	Yes	Dadra and Nagar Haveli and Daman and Diu (U.T.)	Silvassa	-	35000	35000	00	Yes	-	-

(1) Sr. No.	(2) Name of the Project	(3) Item from the list of activities in Schedule VII to the Act	(4) Local Area (Yes / No)	(5) Location of the Project		(6) Project Duration	(7) Amount allocated for the project (in ₹)	(8) Amount spent in the current financial year (in ₹)	(9) Amount transferred to Unspent CSR Account for the project as per Section 135(6) (in ₹)	(10) Mode of implementation- Direct (Yes/No)	(11) Mode of Implementation- Through Implementing Agency	
				State	District						Name	CSR Registration number
3	Community Development & Health – CSR at Manufacturing Location Safe drinking water to all under Maintenance Expenses of 21 Nos. of installed RO Plants in Dadra and Nagar Haveli and Daman and Diu (U.T.). Expected to benefited 52,000 nos. of school going students and Villagers in Dadra and Nagar Haveli and Daman and Diu (U.T.)	Cl. (i) & Cl.(x) Promoting Preventive Healthcare & Community Development	Yes	Various places Dadra and Nagar Haveli and Daman and Diu (U.T.)	Silvassa		292939	292939	00	Yes	-	-
4	Anganwadi Project – CSR at Manufacturing Location Providing educational support and supplementary Food to 65 Students of 2 Nos. of Angawandi Centers in Dadra and Nagar Haveli and Daman and Diu (U.T.) And Provided Educational Kits to 60 girls student of Primary Marathi School , Zenda Chowk in Dadra and Nagar Haveli and Daman and Diu (U.T.)	Cl. (i) & (ii) promoting education	Yes	Various places Dadra and Nagar Haveli and Daman and Diu (U.T.)	Silvassa		42184	42184	00	No	Rotary Club of Dadra & Nagar Haveli	-

(1) Sr. No.	(2) Name of the Project	(3) Item from the list of activities in Schedule VII to the Act	(4) Local Area (Yes / No)	(5) Location of the Project		(6) Project Duration	(7) Amount allocated for the project (in ₹)	(8) Amount spent in the current financial year (in ₹)	(9) Amount transferred to Unspent CSR Account for the project as per Section 135(6) (in ₹)	(10) Mode of implementation-Direct (Yes/No)	(11) Mode of Implementation-Through Implementing Agency	
				State	District						Name	CSR Registration number
5	Health – CSR at Manufacturing Location Provided free of cost. 350 blood unit to 147 patients of sickle cell anemia and Thalassemic, Dadra and Nagar Haveli and Daman and Diu (U.T.)	Cl. (i) Promoting Preventive Healthcare	Yes	Various places Dadra and Nagar Haveli and Daman and Diu (U.T.)	Silvassa		262500	262500	00	No	Indian Red Cross Society – Silvassa Blood Bank	-
6	COVID-19 Project at Manufacturing Location Distribution of face masks , sanitizers to Various Govt. Dept. like Govt. Hospitals, Police Station , Silvassa Municipal Council , District Panchayat Offices in UT of D & NH and DD, Total benefited 51720 Nos. Contribution for Life Saving Injection Remdesiver – 300 Nos. for Patients battling COVID- 19 at Vinobha Bhawe Govt. Civil Hospital UT of D & NH and DD Contributed funds to the Federation of Industries for distribution of ration kits , Cotton Bags for Packing Ration and Promotion of COVID Vaccination Drive in UT of D & NH and DD, Benefited of 1000 Nos. of People.	Cl.(i) & (xii) Promoting Preventive Healthcare & disaster management, including relief, rehabilitation and reconstruction activities.	Yes	Various places Dadra and Nagar Haveli and Daman and Diu (U.T.),	Silvassa		962218	962218	00	Yes	-	-
										Yes	Federation of Industries Association	-

(1) Sr. No.	(2) Name of the Project	(3) Item from the list of activities in Schedule VII to the Act	(4) Local Area (Yes / No)	(5) Location of the Project		(6) Project Duration	(7) Amount allocated for the project (in ₹)	(8) Amount spent in the current financial year (in ₹)	(9) Amount transferred to Unspent CSR Account for the project as per Section 135(6) (in ₹)	(10) Mode of implementation- Direct (Yes/No)	(11) Mode of Implementation- Through Implementing Agency	
				State	District						Name	CSR Registration number
7	Environment Sustainability Project - CSR at Manufacturing Location 577 sapling of Horticulture and Fruit plants were planted in Galonda Village , Dadra and Nagar Haveli and Daman and Diu (U.T.)	Cl. (iv) Environmental Sustainability Project	Yes	Dadra and Nagar Haveli and Daman and Diu (U.T.)	Silvassa	-	58649	58649	00	No	Agriculture Dept. Administration of D & NH	-
8	Disaster Management Including Relief, Rehabilitation Project - CSR Provided 100 Ration Kits to Flood affected people of Ratnagiri , Maharashtra.	Cl. (xii) Disaster Management Project	Yes	Dadra and Nagar Haveli and Daman and Diu (U.T.)/ Maharashtra	Silvassa	-	33450	33450	00	Yes		
9	Education – CSR at Manufacturing Location - CSR Financial Donation of Mentally Challenged Person Mr. Shanteshwar Warad Resident at Adhar, Nashik , Maharashtra.	Cl. (ii) promoting education	Yes	Dadra and Nagar Haveli and Daman and Diu (U.T.)/ Maharashtra	Silvassa	-	52800	52800	00	Yes		

(1) Sr. No.	(2) Name of the Project	(3) Item from the list of activities in Schedule VII to the Act	(4) Local Area (Yes / No)	(5) Location of the Project		(6) Project Duration	(7) Amount allocated for the project (in ₹)	(8) Amount spent in the current financial year (in ₹)	(9) Amount transferred to Unspent CSR Account for the project as per Section 135(6) (in ₹)	(10) Mode of implementation- Direct (Yes/No)	(11) Mode of Implementation- Through Implementing Agency	
				State	District						Name	CSR Registration number
10	Community Development –CSR at Manufacturing Location Project- Saksham, Skill Enhancement & Development Programme under which provided Heavy Motor Vehicle training to youth and Mushroom Farming course training to SHG Women in Dadra and Nagar Haveli and Daman and Diu (U.T.) Total Benefited – 70	Cl. (ii) & Cl. (x) Employment enhancing Vocation Skill Training	Yes	Various places Dadra and Nagar Haveli and Daman and Diu (U.T.)	Silvassa	-	563578	588578	00	NO	BOB Bank- RSETI (Baroda, Rural Self Employment Training Institute, Silvassa	
11	Sport Promotion –CSR at Manufacturing Location Providing Sponsorship for Kabaddi Tournament Organized by DNHDD Kabaddi Association of D & NH Dadra and Nagar Haveli and Daman and Diu (U.T.)	Cl. (vii) Sport Promotion	Yes	Various places Dadra and Nagar Haveli and Daman and Diu (U.T.)	Silvassa	-	25000	31000	00	No	DNHDD Kabaddi Association, D & NH	
12	Animal Welfare Project - CSR at Manufacturing Location Renovation of Existing Construction shed, at Gaushala Animal Welfare Society, Doknardi, Dadra and Nagar Haveli and Daman and Diu (U.T.)	Cl. (iv) Animal Welfare Project	Yes	Dadra and Nagar Haveli and Daman and Diu (U.T.)	Silvassa	-	226067	272512	00	Yes	-	-
13	Salary CSR Dept.						1226616	1226616	00	No	Direct	
					Total		10124000	10222614				

(c) Details of CSR amount spent against other than ongoing projects for the financial year: NA

(1)	(2)	(3)	(4)	(5)		(6)	(7)	(8)	
Sr. No.	Name of the Project	Item from the list of activities in Schedule VII to the Act	Local Area (Yes / No)	Location of the Project		Amount spent for the project (in ₹)	Mode of implementation-Direct (Yes/No)	Mode of Implementation-Through Implementing Agency	
				State	District			Name	CSR Registration number

(d) Amount spent in Administrative Overheads: ₹ 12,26,616/-

(e) Amount spent on Impact Assessment, if applicable: NA

(f) Total amount spent for the Financial year (8b+8c+8d+8e): ₹ 1,02,22,614/-

(g) Excess amount for set-off, if any: ₹ 98,614/-

Sl. No.	Particular	Amount (in ₹)
(i)	Two percent of average net profit of the company as per section 135(5)	1,01,24,000/-
(ii)	Total amount spent for the financial year	1,02,22,614/-
(iii)	Excess amount spent for the Financial year [(ii)-(i)]	98,614/-
(iv)	Surplus arising out of the CSR projects or programmes or activities of the previous financial year	Nil
(v)	Amount available for set-off in succeeding financial years [(iii)-(iv)]	98,614/-

9. (a) Details of Unspent CSR amount for the preceding three financial years:

Sl. No.	Preceding Financial year	Amount transferred to Unspent CSR Account for the project as per Section 135(6) (in ₹)	Amount spent in the reporting Financial Year (in ₹)	Amount transferred to any fund specified under Schedule VII as per section 135(6), if any			Amount remaining to be spent in succeeding financial years (in ₹)
				Name of the Fund	Amount (in ₹)	Date of Transfer	
1.	NA	NA	NA	NA	NA	NA	Nil
	TOTAL						

(b) Details of CSR amount spent in the financial year for ongoing projects of the preceding financial years(s):

(1)	(2)	(3)	(4)	(5)	(6)	(7)	(8)	(9)
Sl. No.	Project ID.	Name of the Project	Financial year in which the project was commenced	Project duration	Total amount allocated for the project (in ₹)	Amount spent on the project in the reporting Financial Year (in ₹)	Cumulative amount spent at the end of reporting Financial Year (in ₹)	Status of the project – Completed/ Ongoing
1.	NA	NA	NA	NA	NA	NA	NA	NA
	TOTAL							

10. In case of creation or acquisition of capital asset, furnish the details relating to the asset so created or acquired through CSR spent in the financial year : NA

(asset-wise details).

(a) Date of creation or acquisition of the capital assets(s):NA

(b) Amount of CSR spent for creation or acquisition of capital asset:NA

(c) Details of the entity or public authority or beneficiary under whose name such capital asset is registered, their address etc.:NA

(d) Provide details of the capital assets(s) created or acquired (including complete address and location of the capital asset):NA

11. Specify the reason(s), if the company has failed to spend two per cent of the average net profit as per section 135(5):NA

(Gaurav Jain)

Chief Executive Officer or Managing Director or Director

DIN: 00077770

25th May, 2022

(Anand Jain)

Chairman CSR Committee

DIN: 00003514

ANNEXURE - 6 to Directors' Report

EMPLOYEE RELATED DISCLOSURES:

1. Top ten employees in terms of remuneration drawn:

Name, Age, Qualification	Designation and Nature of Employment Whether contractual or otherwise	Remuneration Received (p.a.) (in ₹)	Date of Joining and experience	Particulars of last employment
Ashok Kumar 71 years, B. Sc. (Metallurgical Engineering)	President	81,60,000/-	03/04/2006 and 48 years	Steel Authority of India Ltd., Bokaro; Dy. General Manager
Rajendra V. Singh 56 years, B. Tech. Mechanical	Chief Operating Officer	66,38,940/-	01/01/2005 and 33 Years	Pet Fibers Ltd.; General Manager
Dinesh D. Paliwal 54 years, M. Engg.	Director- Works -Contractual	67,16,365/-	05/01/2010 and 32 Years	Prime Wovens Ltd.; Director-Works
Dilip K. Lunawat 67 years, B.Com, LLB, FCMA	Vice President - Commercial	48,00,000/-	14/11/2005 and 41Years	Aurangabad Electricals Ltd.; Dy. General Manager
Pramod Kr. Jaiswal 56 years, B. Com.(H), AICWA	Chief Financial Officer	68,99,263/-	11/04/2011 Experience 30 Years	Adventity Global Services Pvt. Ltd.; Chief Accounts Officer
Ananjan Datta 55 years, B.Com.(H), CS, ICWAI.	Company Secretary	37,51,895/-	01/01/2007 and 33 years	Modella Woollens Ltd.; Finance Manager & Company Secretary
Guru Maniam Vedkancherry 44 Years CFA, B.Com	Chief Accounts Officer	25,20,000/-	29/09/2018 and 23 Years	Audax Protective Fabrics P Ltd Director Finance
G P Reddy 59 Years Diploma in Electrical Engineering	General Manager Maintenance	26,52,000/-	27/07/1986 And 36 years	Shivanand Industries, Supervisor
Atul D. Pawar 54 years, DBM	General Manager - Marketing	23,35,189/-	01/04/2008 and 33 years	Magico Exports & Consultants Ltd.; Sr. Manager
Bhanwar Singh Sisodia 51 Years B.com	GM (Operation)	26,40,000/-	06/06/2006 and 31 year	RSWM Ltd as a Commercial manager

Note:

- a. All appointments are accordance with terms and conditions as per Company rules. Appointment and remuneration of Mr. D.D. Paliwal were approved by the Members.
- b. None of the above employees is a relative of any Director of the Company.
- c. Mr. Ashok Kumar, Mr. D.K. Lunawat hold 1 equity share each and Mr. P.K. Jaiswal holds 50 equity shares in the Company. None of them holds either by himself or with his spouse and dependent children 2% or more of the equity shares of the Company.

2. The ratio of remuneration of each director to the median remuneration of the employees of the Company for the financial year 2021-22 and the percentage increase in remuneration of each Director, Chief Financial Officer, Chief Executive Officer, Company Secretary or Manager in the financial year 2021-22:

Sr. No.	Name of Director	Designation	Remuneration paid during F. Y. 2021-22 (₹ in lakh)	Remuneration paid during F.Y. 2020-21 (₹ in lakh)	Percentage increase in remuneration	Ratio of remuneration of each director to the median remuneration of the employees
1.	Anand Jain*	Chairman	0.73	0.63	15.87%	0.31 times
2.	Virendra Jain*	Vice Chairman	1.55	1.23	26.02%	0.65 times
3.	Gaurav Jain**	Managing Director & Chief Executive Officer	-	-	N.A.	N.A.
4.	Dinesh D. Paliwal***	Director-Works	67.16	-	N.A.	28.10 times
5.	Priyanka S. Fadia*	Independent Director	1.35	1.10	22.73%	0.56 times
6.	Kaushik Deva*	Independent Director	1.88	1.40	34.29%	0.79 times
7.	Amita J. Jasani*	Independent Director	1.50	1.40	6.67%	0.63 times
8.	Shruti Shah*	Independent Director	0.60	0.40	50.00%	0.25 times
8.	Pramod Kr. Jaiswal	Chief Financial Officer	68.99	50.98	35.33%	28.87 times
9.	Ananjan Datta	Company Secretary	37.52	28.61	31.14%	15.70 times

* Remuneration received by way of sitting fee only.

** Has voluntarily stopped accepting any remuneration w.e.f. 01.11.2015

*** Was appointed as Director (Works) with effect from 01.04.2021.

3. The percentage increase in the median remuneration of employees in the financial year 2020-21:

Median remuneration of employees in F.Y. 2021-22	Median remuneration of employees in F.Y. 2020-21	Percentage Increase
₹ 2,38,893/-	₹ 2,03,169/-	(+) 17.58%

4. The number of permanent employees on the rolls of the Company: 1,943.
5. Average percentile increase already made in the salaries of employees other than managerial personnel in the last financial year and its comparison with the percentile increase in the managerial remuneration and justification thereof:

Average percentile increase in the salaries of employees other than managerial personnel in F.Y. 2021-22	Average percentile increase/ (Decrease) in managerial remuneration in F.Y. 2021-22	Justification
1.37 %	37.75 %	Average increase in remuneration is guided by several factors such as normal salary revision, inflation, market condition, talent retention etc.

6. It is affirmed that the remuneration is as per the remuneration policy of the Company.

For and on behalf of the Board of Directors

Anand Jain

Chairman

DIN: 00003514

Mumbai,
21st September, 2022

Annexure - 7 to Directors' Report

MANAGEMENT DISCUSSION AND ANALYSIS

Forward-looking Statement

This report contains forward-looking statements, which may be identified by their use of words like 'plans', 'expects', 'will', 'anticipates', 'believes', 'intends', 'projects', 'estimates' or other words of similar meaning. All statements that address expectations or projections about the future, including but not limited to statements about the Company's strategy for growth, product development, market position, expenditures and financial results are forward-looking statements. Forward-looking statements are based on certain assumptions and expectations of future events. The Company cannot guarantee that these assumptions and expectations are accurate or will be realised. The Company's actual results, performance or achievements could, thus, differ materially from those projected in any such forward-looking statements. The Company assumes no responsibility to publicly amend, modify or revise any forward-looking statements on the basis of any subsequent developments, information or events.

Overview of Financial Year (FY)

The continuance of COVID-19 pandemic is unambiguously the worst health and economic crisis in recent memory with unprecedented negative consequences for output, jobs and well-being of the citizen of the country. The global economic and financial environment has turned worrisome with the escalation of geopolitical conflict and consequent sanctions. Commodity prices have shot up substantially across the board amidst heightened volatility, with

adverse fallouts on net commodity importers. Financial markets have exhibited increased volatility. Crude oil prices jumped to 14-year high in early March; despite some correction, they remain volatile at elevated levels. The second advance estimates (SAE) for 2021-22 released by the National Statistical Office (NSO) on February 28, 2022 placed India's real gross domestic product (GDP) growth at 8.9 per cent, 1.8 per cent above the pre-pandemic (2019-20) level. On the supply side, real gross value added (GVA) rose by 8.3 per cent in 2021-22, with its major components, including services, exceeding pre-pandemic levels. GDP growth in Q3:2021-22 decelerated to 5.4 per cent. The Governor of the Reserve Bank of India in his statement dated August 05, 2022 stated: *"the real GDP growth projection for 2022-23 is retained at 7.2 per cent, with Q1 at 16.2 per cent; Q2 at 6.2 per cent; Q3 at 4.1 per cent; and Q4 at 4.0 per cent, with risks broadly balanced. Real GDP growth for Q1:2023-24 is projected at 6.7 per cent."*

Key performance indicators of the Company are given below:

- The gross turnover increased by 28.33 per cent to ₹ 721.11 crore in FY 2021-22 from ₹ 561.94 crore in FY 2020-21.
- The total EBIDTA decreased by 47.06 per cent to ₹ 82.05 crore in FY 2021-22 from ₹ 154.98 crore in FY 2020-21.
- The Net Profit decreased by 45.04 per cent to ₹ 54.21 crore in FY 2021-22 from ₹ 98.62 crore in FY 2020-21.

Details of significant changes in Key Financial Ratio along with details explanations

S. No.	Particulars	2021-22	2020-21	% of change from 2020-21 to 2021-22	Remarks
1	Current Ratio	7.07	1.87	278.07%	Primary due to repayment of Current Borrowing.
2	Debt-Equity Ratio	-	0.07	-100.00%	Primary due to repayment of Borrowing.
3	Debt Service Coverage Ratio	0.70	0.81	-13.58%	
4	Return on Equity Ratio	0.04	0.08	-50.00%	Primary due to Sale of Land and Building in previous year.
5	Inventory turnover Ratio	7.77	6.09	27.59%	Primary due to increase in turnover.
6	Trade Receivables turnover Ratio	11.77	7.44	58.20%	Primary due to increase in turnover and decrease in trade receivable.
7	Trade Payables turnover Ratio	133.84	138.33	-3.25%	
8	Net capital turnover Ratio	4.33	4.92	-11.99%	
9	Net Profit Ratio	0.08	0.21	-61.90%	Primary due to Sale of Land and Building in previous year.
10	Return on Capital employed	0.05	0.10	-50.00%	Primary due to Sale of Land and Building in previous year.
11	Return on Investment	-	-	-	

Business Review

Jai Corp is a stakeholder in following entities-

I - Navi Mumbai SEZ Private Limited (NMSEZ)

Performance Overview:

Government of Maharashtra (GoM) had, in its Industrial Policy of 2013 subject to certain terms and conditions, allowed SEZ to exit and move towards being developed as Integrated Industrial Area (IIA). NMSEZ had received approval from Ministry of Commerce – GoI to denotify its SEZ and accordingly all its SEZ have been denotified. Approval from GoM to develop the Project as an IIA has been received. The Project parameters will not change and now even local Industries will be able to set up units in IIA. NMSEZ is in the process of taking required consents and approvals from GoM / CIDCO in this regards.

II - Mumbai SEZ Limited (MSEZ)

Performance Overview:

MSEZ has acquired land in Uran, Pen and Panvel areas in the state of Maharashtra. So far, consent award and sale deeds have been executed for around 4,600 acres. The subject land is not contiguous. The Land Acquisition Act which has been notified in January, 2014 makes it difficult to buy land for contiguity. MSEZ is in discussion with GoM on way forward.

III- Rewas Ports Limited (RPL)

Performance Overview:

RPL has signed the lease deed with Maharashtra Maritime Board (MMB) for 839 hectares (Ha) of inter tidal land. The Government land of about 167 hectares has been transferred by the GoM to MMB. MMB will sign the lease deed for the same at the time of financial closure. RPL has been in discussions with Indian Railways and GoM to firm up the rail and road connectivity of the port with the hinter land. RPL has been persistently working to resolve the key issue related to right of way from Mumbai Port Trust, but progress is slow. Unless this issue is resolved the Project is unable to progress.

Real Estate

Sector Overview:

The Indian real estate sector witnessed a number of structural changes led by the Real Estate (Regulation and Development) Act, 2016, demonetization and Goods and Services Tax Acts. In near term, these have resulted in generation of tailwinds for the sector. However, such measures are expected to result in greater transparency and confidence in the sector.

Our Business:

Certain subsidiaries of Jai Corp have acquired land. The same may be consolidated for the purpose of development subject to the applicable legislations at that point of time. The Company is of the view that any

presumed fall in the current valuation of land held by some of the subsidiary companies is a temporary phenomenon. These are long-term investments and in the course of time are expected to realise their fair value.

Performance Overview:

One of the wholly-owned subsidiaries of the Company, Swar Land Developers Limited, is developing an industrial estate near Mumbai. Construction of Phases I, II & III are complete and are being disposed of. It has reported a net profit of about ₹ 0.16 crore during FY 2021-22 as against a net profit of about 0.50 crore during FY 2020-21.

Oasis Holding FZC earned ₹ 7.70 crore as rental income from labour accommodations in the United Arab Emirates during the FY 2021-22 as against ₹ 7.97 crore during the FY 2020-21.

Asset Management

Sector Overview:

Year 2021 was a year of revival for the Indian real estate sector. The demand for housing was robust across all the segments. Gradual opening of the economy, robust hiring in IT/ITeS segment, increased affordability and improved availability of financing options culminated into records sales for the sector. Pandemic and Work from Home culture created renewed impetus for owning property and need for bigger space. Fast paced vaccination drive and various tax incentives announced by different state government further improved buyers' sentiments and catalysed home buying. Sales activities were particularly robust in mid, premium and luxury residential segment which were less impacted by the pandemic. In last quarter of 2021, the top seven cities cumulatively sold nearly 90,000 units, the highest quarterly sales registered since 2015.

Private Equity investments in real estate sector however, fell behind the curve. In FY 2022, the PE investments declined by 32% over the previous year to USD 4.3 Bn. Reduced participation by global players, heightened fear of Covid-19 fallout and relatively better opportunities in other markets led to reduced investment activity during the year. Commercial real estate continued to dominate investment landscape as demand for Grade "A" office buildings continued unabated. Increased confidence in India growth story also saw significant investments in Industrial & Logistics sector. Increase in data usage and need for localisation caused Data Centres to emerge as new asset class for investments. The successful listing of REITs on stock exchanges over the past two years have improved confidence of players on depth and acceptability for such products in the Indian markets. This would embolden PE investors to invest in other real estate asset classes and further help to widen the real estate market in India.

In line with the global trends, RBI has increased the policy rate thrice in 2022 to 5.4 percent. Inflation continues to be one of the major concerns for real estate sector. Overall increase in input cost has led the construction cost to rise by 25-30%. This has compelled the developers across the board to increase the property prices. Going forward, the rise in interest rate may further affect the borrowing capability of customers and it may adversely impact the sales momentum especially in affordable and mid-range segment.

Our Business:

Urban Infrastructure Venture Capital Limited (UIVCL) is wholly owned subsidiary of Jai Corp. UIVCL is a venture capital management company and is the manager to Urban Infrastructure Opportunities Fund (UIOF), a scheme of Urban Infrastructure Venture Capital Fund (UIVCF), a SEBI registered fund. UIOF is a close ended India domiciled venture capital fund having raised a corpus of approximately ₹ 2,434 crore.

UIVCL, is also Indian advisor to Urban Infrastructure Capital Advisors, Mauritius (UICAM), investment manager to India focused real estate fund Urban Infrastructure Real Estate Fund (UIREF), having a total capital commitment of US\$ 300 million.

At the end of July 2022, the domestic fund and the off-shore fund had invested in 20 special purpose vehicles spread across 12 cities of India.

Jai Corp's interest in asset management business is through UIVCL. Going forward, UIVCL does not have any intention to increase its business further.

Performance Overview:

On an aggregate basis, UIOF has returned approximately ₹ 2,115 crore to its contributors by way of repurchase of units and return of capital/profits.

In FY 2021-22, UIVCL incurred a loss of ₹ 8.10 crore as against a loss of ₹ 1.77 crore during FY 2020-21.

Steel Division

Sector Overview:

The World Steel Association (worldsteel) in its Short Range Outlook (SRO) for 2022 and 2023 has made a forecast that steel demand will grow by 0.4% in 2022 to reach 1,840.2 Mt after increasing by 2.7% in 2021. In 2023 steel demand will see further growth of 2.2% to reach 1,881.4 Mt. The current forecast is made against the backdrop of the war in Ukraine and is subject to high uncertainty. According to Credit Analysis & Research Ltd. (CARE Ratings), crude steel production is expected to reach 112-114 MT (million tonne), an increase of 8-9% YoY in FY22. The consumption of finished steel stood at 93.43 MT in FY21.

Performance Overview:

Jai Corp manufactures cold rolled coils, galvanized coils and galvanized corrugated sheets at its Nanded unit in Maharashtra. During FY 2021-22, the Company did not produce any cold rolled coils (CR) due to lack of demand and achieved a production of GP/GC coils and sheets increased to 8,512.720 MT during FY 2021-22 from NIL during FY 2020-21 an increase of about 100% per cent. The third-party production (Job Work) of NIL as compared to 17447.17 MT of galvanized plain and galvanized corrugated steel sheets (GP/GC) sheets during FY 2021-22 a decrease of about 100% per cent when compared with the production of FY 2020-21. The Division reported turnover of 71.45 crore in FY 2021-22 as compared to 8.39 crore in FY 2020-21. It reported a loss of ₹ 0.46 crore in FY 2021-22 as compared to a profit of 0.55 crore in FY 2020-21.

Plastic Processing Division

Tape Woven Products

Sector Overview:

The usage of polyethylene (PE)/ polypropylene (PP) woven tape products like sacks, bags, Flexible Intermediate Bulk Containers (FIBCs), fabrics, geotextiles etc. has been growing in India. FIBC bags are constructed from woven PP fabric which may be single layered, with extra loose liner, or laminated. PP when treated with ultra violet acts as electrical insulator.

According to a research report, considering increase in demand during 2022 at 4.0 per cent CAGR, The FIBC market size is expected to grow from 7461.4 million USD In 2020, to reach 9848.9 Million USD by 2026.

Performance Overview:

The Company's production increased by about 5.34 per cent to 42501 MT in FY 2021-22 as compared to 40,346 MT in FY 2020-21. The gross turnover increased by about 40.49 per cent to ₹ 644.69 crore in FY 2021-22 as compared to gross turnover of ₹ 458.90 crore in FY 2020-21. The net profit decreased by about 49.23 per cent to ₹ 75.55 crore in FY 2021-22 as compared to ₹ 150.20 crore in FY 2020-21. The Company's exports were 5414.66 MT in FY 2021-22 as compared to 3,670.14 MT in FY 2020-21. The FOB value of the exports increased by about 75.21 per cent to ₹ 100.74 crore in FY 2021-22 as compared to ₹ 57.50 crore in FY 2020-21 due change in international scenario and our policy of concentrating on high value products.

Spinning Division

Sector Overview:

According to a study by India Brand Equity Foundation (IBEF), *India's textiles industry contributed 7% to the industry output (by value) in 2018-19. The Indian textiles and apparel industry contributed 2% to the*

GDP, 12% to export earnings and held 5% of the global trade in textiles and apparel in 2018-19. The share of the India's textiles and apparel exports in mercantile shipments was 11% in 2019-20. Textiles industry has around 4.5 crore employed workers including 35.22 lakh handloom workers across the country.... The domestic textiles and apparel market stood at an estimated US\$ 100 billion in FY19."

Performance Overview:

The Company does not have production in FY 2021-22. The gross turnover of this Division decreased by about 49.26 per cent to ₹ 0.69 crore in FY 2021-22 as compared to ₹ 1.36 crore in FY 2020-21. There was a net profit of ₹ 1.31 crore in 2021-22 as compared to profit of ₹ 2.93 crore in 2020-21.

The Board has decided to discontinue the operations of the Spinning Division as this non-core activity is no longer commensurate with the economies of scale. No material financial impact is envisaged on the Company's operations.

Human Resource Development

Jai Corp's most valuable assets are its human resource. With the support of its dedicated human resource it confronted the rapid changes in the business environment last year with the resolve and determination to ensure that the business of the Company continues to enhance value creation.

The Company's talent pool as on 31st March, 2022 was 1943 which include highly qualified professionals across all its business segments. The growth and sustained leadership of the Company is largely a function of its human resource. The Company has always aimed to create a workplace where every person can achieve his/her optimum potential. The Company has a performance rewarding culture, enabling it to create leaders out of its employees. The Company has also undertaken various training and development initiatives to hone the skill and expertise of its employees.

With diversified business interests, the Company empowers the inter-departmental and inter-unit movement to deserving individuals, ensuring better retention of talent and at the same time providing avenues to its employees.

Internal Control System

Jai Corp has a comprehensive system of internal controls to safeguard the Company's assets against loss from unauthorized use and ensure proper authorization of financial transactions. The system ensures the integrity of the accounting, recording and reporting of all transactions. It monitors and controls against any unauthorized disposition of assets, thus safeguarding the Company's assets.

Jai Corp ensures adherence to all internal control policies and procedures as well as compliance with all

regulatory guidelines. This enhances the reliability of financial and operational information. The Company has appointed a reputed firm, Kakaria and Associates LLP as the internal auditor. The Audit Committee of the Company periodically reviews, with the management, *inter alia* performance of the internal auditor and adequacy of the internal control systems.

The internal control systems are adequate and commensurate with the size of the Company and the nature of its business.

Risk Concerns and Risk Management

Jai Corp is exposed to the normal industry risk of factors of competition, economic cycle, raw material availability and uncertainties in the international and domestic markets and credit risk. The Company has a system-based approach to business risk management. It has a proper and adequate system of controls designated to assist in the identification and management of risks. The Company manages these risks by maintaining a conservative financial profile and by following prudent business and risk management policies:

- a) Clearly laid down roles and responsibilities of the various entities in relation to risk management. A range of responsibilities, from the strategic to the operational, is specified therein. These role definitions, *inter alia*, are aimed at ensuring formulation of appropriate risk management policies and procedures, their effective implementation, independent monitoring and reporting by internal audit.
- b) A combination of centrally issued policies and divisionally-evolved procedures to bring strength to the process of ensuring that business risks are effectively addressed.
- c) Appropriate structures are in place to pro-actively monitor and manage the inherent risks in businesses with proper risk profiling.
- d) A professional and independent firm has been appointed as internal auditor to carry out the risk focused audits across divisions, enabling identification of areas where risk management processes may need to be improved. The Audit Committee of the Board of Directors regularly reviews internal auditor's findings and provides strategic guidance on internal controls.
- e) A comprehensive framework of strategic planning and performance management ensures realization of business objectives based on effective strategy implementation. The annual planning exercise requires all divisions to clearly identify their main risks and set out a mitigation plan with agreed time line and accountability.

Health, Safety and Environment

Jai Corp is committed to ensuring the health and safety of its employees, its plants and its surrounding

communities at all its operations sites. It's the constant endeavor of the Company to provide safe and hygienic working conditions for its employees. The Company also strives to maintain a pro-active check on environmental compliance in its operations. Some of the initiatives undertaken by the Company in this regard are as follows:

- a) Well defined work practices ensure work in a manner that promotes safety and health of its employees as well as that of the environment they operate in.
- b) Provide training to all concerned personnel to maintain health, safety and environment.
- c) Creating awareness on health, safety, environment and developing the required skill, knowledge and confidence of the personnel so as to enable them to understand their responsibility.
- d) Provide all required safety poster, safety equipment, first-aid box and facility, purified drinking water and adequate medical facility under the aegis of a full time qualified medical practitioner.
- e) Maintaining excellent housekeeping practices across all locations and premises of the Company.
- f) Maintaining safe, healthy and pollution-free environment in the work places with suitable safe work systems and methods of work like protective fencing of machinery, periodical testing of hoist and lifts, ropes and chain pulley blocks, testing of pressure vessels. Periodical and preventive maintenance of compressors and proper arrangement of fire extinguishers at designated places.
- g) Obtaining a stability certificate for all the factory buildings as per the requirement of the Factories Act, 1948.
- h) Developing safety awareness among the staff and other concerned workers.
- i) Maintaining environmental norms prescribed by State/ Central Governments in the matter of air, water, quality, noise, environment etc.
- j) Cleaning and disposing off of wastes and effluents, proper ventilation and sustaining of pollution-free atmosphere.
- k) Taking suitable insurance policies such as fire, safety, group, personal accident etc.

Corporate Social responsibility and community development

An essential component of Jai Corp's social responsibility is to care for the community. The Company endeavors to make a positive contribution to the under privileged communities by supporting a wide range of Activity like Socio-Economic Development, Educational Promotion, Rural development, Livelihood

and Skill Development Training, Providing Clean and Safe drinking water projects to Tribal Villagers, Animal welfare Projects, Tree Plantation drive and health initiatives. Many of the community projects and programmes are driven by active participation from our employees. We, at Jai Corp, have defined a set of core values for ourselves- care, innovation, passion and trust – to guide us in all we do. We have decided to act as a catalyst between the government and the people.

A) Education Promotion Programme:

Education has many benefits and has positive impact in human life; educated person is an asset for our country, and human capital is considered the best National Resource. With this vision, the Company started education promotion drive in year of 2014-15. Under this programme we have been sponsoring tuition fees of domicile students of Dadra and Nagar Haveli and Daman and Diu (DNHDD), by directly paying to the concerned institution. Particular attention is paid for sponsoring students who are economically weak. During the year 2020-21, the Company had sponsored fees of 853 students, including who had gained admission in MBBS, BAMS, BDS, Diploma and Degree of Engineering, Pharmacy, Nursing, Paramedical Courses, Hotel Management, Degree Courses of B.Sc, B.Com & BA.

B) Safe Drinking Water to All:

It was reported in the Times of India on *29th June, 2019* "polluted water killed seven people a day in India in 2018, while at least 36,000 people were diagnosed with water-borne diseases every day." Tribal communities of DNHDD faces a huge challenge in ensuring clean and safe drinking water supply. For fulfilling the need of local communities we had installed 08 Nos. of Reverse Osmosis (RO) Water Purification Plant with total capacity of 3750 liter per hour at a number of places DNHDD. More than 10,306 school students and villagers are expected to avail benefit for safe drinking water. Reports show that after installation of RO water purification plants there is drastic reduction of water born disease like diarrhea, typhoid, abdominal pain etc. For all installed RO water purification plants regular maintenance done by us. It is expected that clean and wholesome drinking water initiative will improve the quality of life, health general wellbeing in tribal areas of DNHDD.

C) Skill Enhancement and Development Programme:

We have a vision to raise the scale of employability and to financially support livelihood trainings- specifically aimed at sustainable development in rural India, we also endeavor to promote, encourage, assist unemployed and school dropout tribal candidates in DNHDD and provide

them skill based training of light motor vehicle and tailoring courses. During the year 2020-21, we had provided skill based training to 190 candidates.

D) Running of Anganwadi Center in Tribal Belt of DNHDD:

In association with Rotary Club of Dadra & Nagar Haveli and Government Integrated Child Development Services (ICDS) Department, we have started 2 Anganwadi Centers in Village of Singhdungri and Gavanpada, at Kaucha Grampanchayat, DNHDD. Under this project, we take care of supplementary nutrition foods, pre-school education, non-formal education, immunization, health check-up, toy bank and books, good hygiene practices and referral services. A total of 62 students avail the benefit of our Anganwadi project.

E) Promoting preventative healthcare:

Under this initiative we provided free of cost blood unit to Thalassaemic and Sickle Cell Anemia patients in DNHDD. During 2020-21, we provided free of cost 426 blood unit to 153 needy patients of Thalassaemic and Sickle Cell Anemia in DNHDD.

F) COVID-19 Projects :

1. Provided health care equipments, reagent kits for chemiluminiscence and consumable for investigation for COVID-19 patients to Rogi Kalyan Samiti, VBCH, Silvassa-

Pursuant to appeal letter received from the Member Secretary, Rogi Kalan Samiti, Shri Vinoba Bhave Civil Hospital, Silvassa, Administration of DNHDD we provided reagent kits for Chemiluminiscence and Consumable for the investigation performed on ADVIA Centaur CP in Clinical Biochemistry Laboratory for COVID-19 patients.

2. Contributed funds to Federation of Industries, Silvassa to fight COVID -19 in DNHDD-

In the wake of outbreak of corona virus (COVID-19), which was declared as a pandemic by the World Health Organization and as national disaster by the Central Government, with active involvement of Administration of DNHDD and pursuant to appeal received from Federation of Industries Association, Silvassa contribution of funds to combat against COVID-19 in DNHDD, we provided the necessary funds that the said Federation used for distribution of 45,000 ration kits to needy people of DNHDD.

3. Provide Health Care aid to Janseva Hospital Vapi during the Period of COVID-19-

Pursuant to appeal letter from Shree Janseva Mandal, Vapi, Gujrat to provide financial support or through donation of PPE Kits, N95 masks, sanitizers, hand gloves, replaceable Oxygen cylinders, medicines, food for patients and more Items for their staff and patents admitted at Janseva Hospital Vapi, we have provided financial support to the said Mandal for their requirement and treatment of needy patients suffering from COVID- 19.

4. Mask Making Programme by SHG Group for Bedpada, Sindoni village and Dadra, DNHDD-

COVID-19 Outbreak has presented an unprecedented Health emergency worldwide, in India this has led to increased requirement of medical facilities including masks, PPE kits and face shields for frontline line workers and general public. We under our “Women Empowerment” project had formed 3 Self-Help Groups of women in DNHDD, with association of NRLM (National Rural Livelihood Mission) Administration of DNHDD. We provide them mask making training, materials required for mask Making free of cost and also gave them a supportive remuneration. A total 40 women participated and supplied more than 1,00,000 masks in DNHDD and Gujarat.

5. Distribution of Face Masks, Sanitizers, Food packets and Food Serving Items to Needy People in DNHDD-

Pursuant to the appeal from the Chief Executive officer, District Panchayat we have provided 5,000 Nos. of cotton face masks and 7,000 nos. of hand sanitizer bottles for distribution to the rural residents of Grampanchayat in DNHDD. We also provided 2,000 nos. of face masks and 3 Ply Lace Bulk to the police of DNHDD.

We provided cooked food packets through Maheshwari Mahila Sangathan during lockdown period to the people in need of food like on-duty police personnel, reserve battalion personnel, scout and guide staffs, labourers and truckers who got stuck in the difficult period and relatives accompanied with the patients admitted in Vinoba Bhave Civil Hospital, Silvassa. Pursuant to appeal letter received from the Asst. Director of Education DNHDD, we provided 14,000 food serving containers and 5,000 paper cups to Akshay Patra Centralized Kitchen run by the Administration of DNHDD for serving cooked food to the migrant labourers travelling back to their home town, on-duty police personnel, reserve battalions Personals and scout and guide staffs in DNHDD.

G) Environmental Sustainability:

Plastic Waste Management is a critical service for the urban and local bodies, since many public health issues are connected with it and inadequate waste disposal may cause severe environmental and health problems. We provided reusable 3,000 cotton bags to Naroli Panchayat in DNHDD for distribution to every household and small shopkeepers. Under tree plantation drive, we planted 600 medicinal plants in Kharadpada Substation, DNHPDCL, Silvassa.

H) Animal Welfare:

Infrastructure development Work at Animal Welfare Society, DNHDD-

1. Pursuant to appeal letter received from the Secretary of Animal Welfare Society we constructed a food cutting and storage shed for cows at Gaushala, Dokmardi, DNHDD and also provided side coated black fabric for use in the animal shed.
2. We financed the cost of carrying out the plain cement concrete work, leveling and block work, tiles fitting for the food cutting and storage shed, brick work for dog shed, and other repairing expenses in premises of the Animal Welfare Society, and provided green grass for 400 cows at Animal Welfare Society, Dokmardi, DNHDD.

I) Organize Road Safety Week:

Traffic Police of DNHDD and the Company jointly celebrated the 32nd National Road Safety week in DNHDD, for awareness on road Safety rules and regulation among the general public of DNHDD.

We organized various awareness activities like bike rally, drawing competition, essay and slogan competition, flowers and chocolates distribution to shame the traffic violators, display of banner and sign boards on road safety awareness in various places of DNHDD. We also distributed helmets, traffic light bar lamp, wheel clamp lock trailer- for both light and heavy motor vehicles. Through the road safety week we reached out to more than 2,000 people of DNHDD.

J) Project of “Nekiki Deewar” SMC area in DNHDD:-

Pursuant to ‘Ek Nahi Pahel Apke Sath’ a NGO in Silvassa seeking our support for the project of installing “Nekiki Deewar” in Shivaji Chowk:- Near Subhagya Inn Hotel, Vapi Silvassa Main Rd. Silvassa Municipal Council (SMC). In this project, the NGO Team will collect used clothes from the people of DNHDD and provide them to needy communities of DNHDD.

The project of “Nekiki Deewar” will fulfill the requirements of Needy Communities of DNHDD. This wall (“Deewar”) is different from a charity box as it allows people to donate whatever they can and one is free to take the item they need without taking someone’s approval. We have provided 2 Nos. of cupboards for storage of clothes with necessary permission from the Silvassa Municipal Council.

Annexure- 8 to Directors' Report

BUSINESS RESPONSIBILITY REPORT**Introduction**

In terms of Regulation 34(2)(f) of the Securities and Exchange Board of India (Listing Obligations and Disclosure Requirements) Regulations, 2015, as amended, (the “**Listing Regulations**”), this Business Responsibility Report of the Company for the financial year 2021-22 forms part of the Annual Report.

This Business Responsibility Report (BRR) of the Company is in line with principles of National Voluntary Guidelines (NVGs) on Social, Environmental and Economic Responsibilities of Business as notified by the Ministry of Corporate Affairs (MCA), Government of India.

The Business Responsibility Report of the Company is also available on its website at www.jaicorpindia.com.

Section A: General Information about the Company

1.	Corporate Identity Number (CIN) of the Company	L17120MH1985PLC036500
2.	Name of the Company	Jai Corp Limited
3.	Registered address	A-3, M.I.D.C. Industrial Area, Nanded, Maharashtra – 431 603.
4.	Website	www.jaicorpindia.com
5.	E-mail id	cs@jaicorpindia.com
6.	Financial Year reported	2021-22
7.	Sector(s) that the Company is engaged in (industrial activity code-wise)	HSN code 3923 -HDPE/PP Woven Sack, HSN code 6305 –Jumbo bags HSN code 5503 –PP staple fibre HSN code 5407 - Geotextiles HSN Code 7210- Galvanized Steel Products
8.	List three key products/services that the Company manufactures/provides (as in balance sheet)	1. PP Woven Sacks, Jumbo Bags; PP staple fibre, Woven geotextiles 2. Galvanized /coated steel products
9.	Total number of locations where business activity is undertaken by the Company (a) Number of International Locations (Provide details of major 5) (b) Number of National Locations	(a) Number of International Locations: Nil (b) Number of National Locations 1. Dadra & Nagar Haveli and Daman and Diu (UT); 2. Maharashtra
10.	Markets served by the Company – Local/ State/National/International	National and International

Section B: Financial details of the Company

1.	Paid up Capital (INR)	1,78,471,710/-
2.	Total Turnover (INR)	7,16,82,82,128/-
3.	Total profit after taxes (INR)	54,20,55,969/-
4.	Total Spending on Corporate Social Responsibility (CSR) as percentage of profit after tax (%)	1.89%
5.	List of activities in which expenditure in 4 above has been incurred:- (INR)	
	(a) Education	64,51,968/-
	(b) Health	15,17,667/-
	(c) Others (including salary)	22,52,979/-

Section C: Other Details

1.	Does the Company have any Subsidiary Company/ Companies?	Yes. The information of list of subsidiaries is given in 'Financial Information of Subsidiary Companies' forming part of Annual Report
2.	Do the Subsidiary Company/Companies participate in the BR Initiatives of the parent company? If yes, then indicate the number of such subsidiary company(s)	No. The subsidiary companies do not participate in the BR activities of the parent Company.
3.	Do any other entity/entities (e.g. suppliers, distributors etc.) that the Company does business with, participate in the BR initiatives of the Company? If yes, then indicate the percentage of such entity/entities? [Less than 30%, 30-60%, More than 60%]	No. Other entities do not participate in the BR initiatives of the Company.

Section D: BR Information

(a) Details of the Director/Director responsible for implementation of the BR policy/policies

DIN Number	Name	Designation
07017428	Mr. Kaushik Deva	Chairman, Business Responsibility Committee
00003514	Mr. Anand Jain	Member, Business Responsibility Committee
00077662	Mr. Virendra Jain	Member, Business Responsibility Committee

(b) Details of the BR head

No.	Particulars	Designation
1	DIN Number (if applicable)	07017428
2	Name	Mr. Kaushik Deva
3	Designation	Independent Director
4	Telephone number	(+91) 22 43490400
5	e-mail id	kaushikdeva@gmail.com

2. Principle-wise (as per NVGs) BR Policy/policies

(a) Details of compliance (Reply in Y/N)

No.	Questions	P 1	P 2	P 3	P 4	P 5	P 6	P 7	P 8	P 9
1	Do you have a policy/ policies for....	Y	Y	Y	Y	Y	Y	Y	Y	Y
2	Has the policy being formulated in consultation with the relevant stakeholders?	Y	Y	Y	Y	Y	Y	Y	Y	Y
3	Does the policy conform to any national / international standards? If yes, specify? (50 words)	Y*	Y*	Y*	Y*	Y*	Y*	Y*	Y*	Y*
4	Has the policy being approved by the Board? If yes, has it been signed by MD/ owner/ CEO/ appropriate Board Director?	Y	Y	Y	Y	Y	Y	Y	Y	Y
5	Does the company have a specified committee of the Board/ Director/ Official to oversee the implementation of the policy?	Y	Y	Y	Y	Y	Y	Y	Y	Y
6	Indicate the link for the policy to be viewed online?	Y+	Y+	Y+	Y+	Y+	Y+	Y+	Y+	Y+
7	Has the policy been formally communicated to all relevant internal and external stakeholders?	Y	Y	Y	Y	Y	Y	Y	Y	Y
8	Does the company have in-house structure to implement the policy/ policies.	Y	Y	Y	Y	Y	Y	Y	Y	Y

No.	Questions	P 1	P 2	P 3	P 4	P 5	P 6	P 7	P 8	P 9
9	Does the Company have a grievance redressal mechanism related to the policy/ policies to address stakeholders' grievances related to the policy/ policies?	Y	Y	Y	Y	Y	Y	Y	Y	Y
10	Has the company carried out independent audit/ evaluation of the working of this policy by an internal or external agency?	Y	Y	Y	Y	Y	Y	Y	Y	Y

(*) – The policies have been developed on the lines of the ‘National Voluntary Guidelines on Social, Environment, and Economic responsibilities of businesses’ established by the Ministry of Corporate Affairs, Government of India in 2011.

(+) –The policies are available for viewing on: www.jaicorpindia.com

(b) If answer to the question at serial number 1 against any principle, is ‘No’, please explain why: (Tick up to 2 options)

No.	Questions	P 1	P 2	P 3	P 4	P 5	P 6	P 7	P 8	P 9
1	The company has not understood the Principles	Not Applicable								
2	The company is not at a stage where it finds itself in a position to formulate and implement the policies on specified principles									
3	The company does not have financial or manpower resources available for the task									
4	It is planned to be done within next 6 months									
5	It is planned to be done within the next 1 year									
6	Any other reason (please specify)									

3. Governance related to BR

(a) Indicate the frequency with which the Board of Directors, Committee of the Board or CEO to assess the BR performance of the Company. Within 3 months, 3-6 months, Annually, More than 1 year

The Business Responsibility Committee and the Board of Directors is expected to meet annually to discuss the performance related to BR initiatives.

(b) Does the Company publish a BR or a Sustainability Report? What is the hyperlink for viewing this report? How frequently it is published?

Yes, the Company publishes BRR annually. The weblink for viewing the report is: www.jaicorpindia.com

Section E: Principle-Wise Performance

Principle 1: Businesses should conduct and govern themselves with Ethics, Transparency and Accountability

1. Does the policy relating to ethics, bribery and corruption cover only the company? Yes/ No. Does it extend to the Group/Joint Ventures/ Suppliers/Contractors/NGOs /Others?

No, the policy relating to ethics, bribery and corruption covers all employees and business associates. The Company believes in conducting all affairs of its constituents in fair and transparent manner, by adopting the highest standards of professionalism, honesty, integrity and ethical behaviour. The Whistle Blower and Vigil Mechanism Policy enables stakeholders, including Directors and employees to freely communicate their concerns about illegal or unethical practices, actual or suspected fraud and to report genuine concerns and grievances. Also, there is a well-defined Supplier Code of Conduct which clearly lays down our expectations in line with the organization’s principles and ethical values.

2. How many stakeholder complaints have been received in the past financial year and what percentage was satisfactorily resolved by the management? If so, provide details thereof, in about 50 words or so.

During this year, the Company has not received any complaint related to unethical practices across all its operations. A robust system has been established to report and record the complaints relating to ethics and transparency.

Principle 2: Businesses should provide goods and services that are safe and contribute to sustainability throughout their life cycle

1. List up to 3 of your products or services whose design has incorporated social or environmental concerns, risks and/or opportunities.

Not applicable

2. For each such product, provide the following details in respect of resource use (energy, water, raw material etc.) per unit of product (optional):

(a) Reduction during sourcing/production/distribution achieved since the previous year throughout the value chain?

We have installed and commissioned a solar energy generation plant of 490 KW thereby reducing our dependence, to that extent, on outside power supply.

(b) Reduction during usage by consumers (energy, water) has been achieved since the previous year?

Not applicable

3. Does the company have procedures in place for sustainable sourcing (including transportation)?

(a) If yes, what percentage of your inputs was sourced sustainably? Also, provide details thereof, in about 50 words or so.

The polymers viz. Polypropylene and polyethylene are entirely sourced from domestic manufacturer of petrochemical products.

Proper planning is done considering our production plan and the material is sourced accordingly.

4. Has the company taken any steps to procure goods and services from local & small producers, including communities surrounding their place of work?

(a) If yes, what steps have been taken to improve their capacity and capability of local and small vendors?

Our main raw material PP/ HD/LD comes from domestic manufacture petrochemicals products. Certain small quantity of ancillary materials are procured from the local vendors.

5. Does the company have a mechanism to recycle products and waste? If yes what is the percentage of recycling of products and waste (separately as <5%, 5-10%, >10%). Also, provide details thereof, in about 50 words or so.

The waste generated, which is about 10%, during the manufacturing process is recycled and used for captive consumption.

Principle 3: Businesses should promote the wellbeing of all employees

1. Please indicate the Total number of employees. **1,943**

2. Please indicate the Total number of employees hired on temporary/contractual/casual basis. **None**

3. Please indicate the Number of permanent women employees. **None**

4. Please indicate the Number of permanent employees with disabilities **None**

5. Do you have an employee association that is recognized by management. **None**

6. What percentage of your permanent employees is members of this recognized employee association? **N.A.**

7. Please indicate the Number of complaints relating to child labour, forced labour, involuntary labour, sexual harassment in the last financial year and pending, as on the end of the financial year.

No.	Category	No of complaints filed during the financial year	No of complaints pending as on end of the financial year
1	Child labour/forced labour/involuntary labour	Nil	Nil
2	Sexual harassment	Nil	Nil
3	Discriminatory employment	Nil	Nil

8. What percentage of your under mentioned employees were given safety & skill up-gradation training in the last year?

(a) Permanent Employees **30% approx**

(b) Permanent Women Employees **There are no such employees**

(c) Casual/Temporary/Contractual Employees **There are no such employees**

(d) Employees with Disabilities **There are no such employees**

Principle 4: Businesses should respect the interests of, and be responsive towards all stakeholders, especially those who are disadvantaged, vulnerable and marginalized.

1. Has the company mapped its internal and external stakeholders? Yes/No

Yes, the Company has identified and mapped all its key internal and external stakeholders and the same are listed below:

Internal Stakeholders: • Employees • Board of Directors

External Stakeholders: • Distributors • Suppliers • Vendors • Customers • Communities • Investors • Government Regulators

2. Out of the above, has the company identified the disadvantaged, vulnerable & marginalized stakeholders.

Yes, the Company has identified the disadvantaged, vulnerable and marginalized stakeholders particularly among the communities where its factories are located.

3. Are there any special initiatives taken by the company to engage with the disadvantaged, vulnerable and marginalized stakeholders. If so, provide details thereof, in about 50 words or so.

Yes, the Company engages with the disadvantaged, vulnerable and marginalized stakeholders on a regular basis. Such interventions undertaken are mentioned in details in the Management Discussion and Analysis and the Corporate Social Responsibility Report, forming part of this Annual Report.

Principle 5: Businesses should respect and promote human rights

1. Does the policy of the company on human rights cover only the company or extend to the Group/Joint Ventures/Suppliers/Contractors/NGOs/Others?

Our Company respects and values employees and actively works to develop a culture, which respects and supports human rights at the workplace as well as outside the organization. A Human Rights Policy has been developed which is applicable to all employees, suppliers, vendors and relevant stakeholders. It discourages practices that are in violation of human rights. The Supplier Code of Conduct also lays down parameters to ensure protection of human rights across the value chain.

2. How many stakeholder complaints have been received in the past financial year and what percent was satisfactorily resolved by the management?

There have been no complaints with regards to human rights violations in the past financial year. The Company supports human rights protection and comply with all applicable laws for the same. There are well-defined policies that govern human rights in the organization and supply chain. Training is provided to employees to raise awareness on the issues and to communicate the grievance mechanisms to them.

Principle 6: Business should respect, protect, and make efforts to restore the environment

1. Does the policy related to Principle 6 cover only the company or extends to the Group/Joint Ventures/Suppliers/Contractors/NGOs/others.

The Company lays high importance to sustainability and is committed to a greener future for our business and society. An Environment policy has been developed to implement sustainable business practices across operations. This policy is applicable to employees, suppliers, business associates and other relevant stakeholders. In addition to this, our value chain partners are encouraged to adopt Environment Management Systems thus promoting environmental responsibility.

2. Does the company have strategies/ initiatives to address global environmental issues such as climate change, global warming, etc? Y/N. If yes, please give hyperlink for webpage etc.

The Company is focused on improving environmental practices and performance to mitigate climate change. Several initiatives have been undertaken towards reducing the environmental footprint at the manufacturing sites.

3. Does the company identify and assess potential environmental risks? Y/N

Yes.

4. Does the company have any project related to Clean Development Mechanism? If so, provide details thereof, in about 50 words or so. Also, if Yes, whether any environmental compliance report is filed?

No.

5. Has the company undertaken any other initiatives on – clean technology, energy efficiency, renewable energy, etc. Y/N. If yes, please give hyperlink for web page etc.

We have installed and commissioned a 1800 KW solar power generating plant.

6. Are the Emissions/Waste generated by the company within the permissible limits given by CPCB/SPCB for the financial year being reported?

For the plastic processing Units- no emissions and/ or effluents are generated. Pollution Control Committee, Daman & Diu and Dadra & Nagar Haveli has classified our Units under Green category.

For the Steel Unit- the hazardous waste generated in process of galvanization is sold to Maharashtra Pollution Control Board/ Central Pollution Control Board (MPCB/CPCB) authorised recyclers and is within the permissible limit as per MPCB consent quantity. Waste generation report is submitted to the MPCB annually. Report for the financial year 2021-22 has been filed.

7. Number of show cause/ legal notices received from CPCB/SPCB which are pending (i.e. not resolved to satisfaction) as on end of Financial Year.

Nil.

Principle 7: Businesses, when engaged in influencing public and regulatory policy, should do so in a responsible manner

1. Is your company a member of any trade and chamber or association? If Yes, Name only those major ones that your business deals with:
 - (a) Federation of Indian Exporters Association (FIEO)
 - (b) Plexconcil
 - (c) Dadra & Nagar Haveli and Daman and Diu Industries association
 - (d) All India Flat Tape Manufacture Association
2. Have you advocated/lobbied through above associations for the advancement or improvement of public good? Yes/No; if yes specify the broad areas (drop box: Governance and Administration, Economic Reforms, Inclusive Development Policies, Energy security, Water, Food Security, Sustainable Business Principles, Others)

Not applicable

Principle 8: Businesses should support inclusive growth and equitable development

1. Does the company have specified programmes/initiatives/projects in pursuit of the policy related to Principle 8? If yes details thereof.

Yes, the Company's commitment and focus towards inclusive growth has been at the core of our social responsibility. As per the Corporate Social Responsibility Policy, our focus mainly on Education, healthcare and rural development is not for merely complying with statutory requirements. Various projects have been implemented the details of the thereof can be found in the Corporate Social Responsibility and the Management Discussion and Analysis forming part of the Directors' Report.
2. Are the programmes/projects undertaken through in-house team/own foundation/external NGO/government structures/any other organization?

The programs and the activities are governed and undertaken by the Board level CSR Committee that reviews the ongoing projects and approves new initiatives. In-house projects are conducted as well as collaboration with NGOs, foundations, educational institutes, hospitals and various other external agencies for different projects depending on their ground presence, relevant experience and organizational strength.

Details can be found in the Corporate Social Responsibility and the Management Discussion and Analysis forming part of the Directors' Report.
3. Have you done any impact assessment of your initiative?

Yes, the Company's endeavour to successfully implement and adopt the project to create a profound impact through the various initiatives. Continuous monitoring of all our projects is carried

out to assess the level of satisfaction of beneficiaries and for improvements on the ongoing project.

4. What is your company's direct contribution to community development projects-

Amount in INR and the details of the projects undertaken.

In Education - ₹ 64.52 lakh;

In Helthcare - ₹ 15.18 lakh;

In Community Development - ₹ 6.95 lakh;

In Environment Development - ₹ 3.34 lakh.

Details can be found in the Corporate Social Responsibility and the Management Discussion and Analysis forming part of the Directors' Report.
5. Have you taken steps to ensure that this community development initiative is successfully adopted by the community? Please explain in 50 words, or so.

The various community development projects have been undertaken with the help of the Administration of Dadra & Nagar Haveli and Daman and Diu and the District Panchayat of D & NH. The Administration of D & NH and DD has encouraged the Company to participate in a private-public initiative with various projects and actively monitors the same.

Principle 9: Businesses should engage with and provide value to their customers and consumers in a responsible manner

1. What percentage of customer complaints/consumer cases are pending as on the end of financial year.

No customer complaints are cases are pending, as on end of 31st March, 2022
2. Does the company display product information on the product label, over and above what is mandated as per local laws? Yes/No/N.A. / Remarks (additional information)

Yes, the Company displays all the relevant information on the product in the highest mandated standards by law of land.
3. Is there any case filed by any stakeholder against the company regarding unfair trade practices, irresponsible advertising and/or anti-competitive behaviour during the last five years and pending as on end of financial year. If so, provide details thereof, in about 50 words or so.

NIL. The Company does not have any cases pending or filed cases against us for unfair trade practices, irresponsible advertising and anti-competitive behaviour.
4. Did your company carry out any consumer survey/consumer satisfaction trends?

No. No such survey carried out.

REPORT ON CORPORATE GOVERNANCE

Pursuant to Regulation 34(3) read with Schedule V to the Securities and Exchange Board of India (Listing Obligations and Disclosure Requirements) Regulations, 2015 [‘Listing Regulations’] pertaining to Corporate Governance, the Company submits hereunder a report on the matters mentioned in Section C of Schedule V to Listing Regulations vis-a-vis the practices followed by the Company.

1. Company’s philosophy on code of governance:

The Company strongly believes in fair, efficient and transparent business operations, proper disclosure of relevant information and to serve the best interests of all the stakeholders, viz., employees, shareholders, customers, lenders, the Government and the society at large. The Company strives towards excellence through adoption of best governance and disclosure practices.

2. Board of Directors:

The Composition of the Board, category of directorship, attendance of Directors in Board Meetings, last Annual General Meeting (AGM), number of other directorships and chairmanships/ memberships of committees of the board of other Indian public limited companies are as follows:

(A) Composition of Board

As on date of this Report, the Board of Directors of the Company has an optimum combination of executive and non-executive directors (independent and non-independent) and women directors. The present strength of the Board is eight directors, of which two directors i.e. Managing Director and Director-Works are executive directors and six directors are non-executive directors of which four are independent directors including three women directors.

(B) Independent Directors

(i) Formal Letter of Appointment to Independent Directors

On appointment, the concerned Independent Director is issued a Letter of Appointment setting out in detail, the terms of appointment, duties and responsibilities.

Every Independent Director, at the first meeting of the Board in which he/she participates as a Director and thereafter at the first meeting of the Board in every financial year, gives a declaration that he/she meets the criteria of independence as provided under the Companies Act, 2013 and Listing Regulations. Draft of the formal letter of appointment has been uploaded on the website of the Company.

(ii) Performance Evaluation of Independent Directors

The Performance Evaluation of the Independent Directors of the Company based on the evaluation criteria laid down by the Nomination and Remuneration Committee will be carried out at the ensuing Board meeting is an important part of the Board’s corporate governance framework. In terms of the provisions contained in the Companies Act, 2013, the Listing Regulations and the Guidance Note on Board Evaluation issued by SEBI, the Company carries out a comprehensive evaluation of independent directors through tailored questionnaires.

In the opinion of the Board, the Independent Directors fulfil the conditions specified in the Listing Regulations and are independent of the management.

(iii) Separate Meeting of the Independent Directors

As per the Code of Independent Directors under Schedule IV of the Companies Act, 2013 and Regulation 25(3) of the Listing Regulations a separate meeting of the Independent Directors was held on 05.03.2022 under the Chairmanship of Mr. K. Deva, to review the performance of the non-independent directors and the Board as a whole along with the Chairman of the Company. The Independent Directors also assessed the quality, quantity and timeliness of flow of information between the Management and the Board and its Committees which is necessary to effectively and reasonably perform their duties.

(iv) Training/ Familiarization programme for Independent Directors

Familiarization Program were conducted for the Independent Directors to familiarize them with the Company, his/her role, rights, responsibilities in the Company, nature of the industry in which the Company operates, business model of the Company so that he/she can contribute in a meaningful

way to the Company. Web link where details of familiarisation programmes imparted to independent directors is disclosed - <http://www.jaicorpindia.com>.

Five Board Meetings were held during the financial year ended 31.03.2022, with a time gap of not more than one hundred and twenty days between two consecutive meetings. The dates of the Board Meetings were: 04.06.2021, 13.08.2021, 02.11.2021, 11.02.2022 and 25.02.2022. Separate meeting of the independent directors was held on 05.03.2022 which was attended by all such directors.

Name of the Director	Category of directorship & designation	Attendance of meetings during 2021-22		@No. of other directorships held in other Indian companies	*No. of board committee positions held in other Indian public limited companies
		Board Meetings#	Last AGM		
Mr. Anand Jain	Promoter, Non-Executive Director & Chairman	5	Yes	5	Nil
Mr. Virendra Jain	Promoter, Non-Executive Director & Vice Chairman	5	Yes	17	Nil
Mr. Gaurav Jain	Promoter, Executive Director & Managing Director/ CEO	5	Yes	17	Nil
Mr. Dinesh D. Paliwal	Non-Promoter, Non-Independent, Executive Director & Director- Works	5	Yes	Nil	Nil
Ms. Priyanka S. Fadia	Independent, Non- Executive Woman Director	5	Yes	Nil	Nil
Mr. Kaushik Deva	Independent, Non- Executive Director	5	Yes	3	Nil
Ms. Amita J. Jasani	Independent, Non- Executive Woman Director	5	Yes	Nil	Nil
Ms. Shruti A. Shah	Independent, Non-Executive Woman Director	5	Yes	15	3

does not include separate meeting of the independent directors.

@ including public limited, private limited and Section 8 companies.

* In accordance with Regulation 26(1)(a) of the Listing Regulations, for the purpose of considering the limits of the committees on which a director can serve, all public limited companies, whether listed or not, is included and all other companies including private limited companies, foreign companies, high value debt listed companies and companies under Section 8 of the Companies Act, 2013 were excluded. In accordance with 26(1)(b) of the Listing Regulations, for the purpose of reckoning the limit of committees, chairmanship/ membership of the Audit Committee and the Stakeholders' Relationship Committee alone were considered.

No director is a member of more than ten Audit Committees and Stakeholders' Relationship

Committees and acts as chairman of more than five such committees across all companies he/ she is a director.

3. Equity shares of the Company held by non-executive directors as on 31.03.2022:

Sr. No.	Name of the Non-Executive Director	No. of Shares
1.	Mr. Anand Jain	36,10,240
2.	Mr. Virendra Jain	100
3.	Ms. Priyanka S. Fadia	Nil
4.	Mr. Kaushik Deva	Nil
5.	Ms. Amita J. Jasani	Nil

4. a. Directors' Profile:

Brief resume of all directors, including those who are proposed to be appointed/ re-appointed, nature of their expertise in specific functional areas and names of all Indian listed entities in which they hold the directorship and the membership of Board Committees, their shareholdings in the Company and relationship between them *inter-se* are furnished below:

Mr. Anand Jain (DIN 00003514)

Mr. Anand Jain (65 years) is the Chairman and a promoter director of the Company. He has been associated with the Company since its inception. He graduated from the University of Mumbai and has done a course in Risk Management from the London Business School. He has over 30 years' experience in various businesses. He is the chairman of the Corporate Social Responsibility Committee and a member of the Nomination and Remuneration Committee and of the Company. He is also a director of Mumbai SEZ Limited, Rewas Ports Limited, Urban Infrastructure Venture Capital Limited, Jaicorp Welfare Foundation, a section 8 company and a wholly-owned subsidiary of the Company and one private limited company. As on 31.03.2022, he held 36,10,240 equity shares of the Company. He is related to the following directors of the Company: Mr. Virendra Jain and Mr. Gaurav Jain.

Mr. Virendra Jain (DIN 00077662)

Mr. Virendra Jain (63 years) is the Vice Chairman and a promoter director of the Company. He has been associated with the Company since its inception. He graduated from the University of Mumbai. He has over 30 years' experience in the business of plastic processing. He is the chairman of the Risk Management Committee and Share Transfer Committee and a member of the Audit Committee, Stakeholders' Relationship Committee, Nomination and Remuneration Committee, Corporate Social Responsibility Committee and Business Responsibility Committee of the Company. He is also a director of Techfab (India) Industries Limited, Prime Biotech (India) Limited, Jaicorp Welfare Foundation, a section 8 company and a wholly-owned subsidiary of the Company, Virendra and Rina Jain Foundation, a section 8 company and several private limited companies. As on 31.03.2022, he held 100 equity shares of the Company. He is related to the following directors of the Company: Mr. Anand Jain and Mr. Gaurav Jain.

Mr. Gaurav Jain (DIN 00077770)

Mr. Gaurav Jain (42 years) is the Managing Director/ Chief Executive Officer of the Company since 04.06.2008. He graduated with dual degrees from the Warton School – Bachelor of Science in Economics with specialisation in finance and School of Engineering and Applied Science – Bachelor of Science in Engineering with major in Computer Science and Engineering from the University of Pennsylvania, United States of America. He was instrumental in setting up Adventity Global Services Private Limited, a business process outsourcing company. He is a member of the Stakeholders Relationship Committee, Risk Management Committee and Share Transfer Committee of the Company. He is also a director of Welldone Real Estate Limited, and JKSP Samarpan Foundation, a Section 8 company and several private limited companies. As on 31.03.2022, he held 1,82,13,394 equity shares of the Company. He is a promoter director related to the following directors of the Company: Mr. Anand Jain and Mr. Virendra Jain.

Ms. Priyanka Shashank Fadia (DIN 06702342)

Ms. Priyanka Shashank Fadia (31 years) holds a bachelor's degree in law from the University of Mumbai. She also passed her Solicitors from the Bombay Incorporated Law Society, Bombay High Court and completed a certificate course in Intellectual Property (CCIP) from The Institute of Intellectual Studies (IIPS). She has experience of working with a number of renowned lawyers and law firms. She was a partner of Lawfirst. Presently she is working independently. She is not a director in any other company. She is a member of the Audit Committee, Nomination and Remuneration Committee and Preference Share Redemption Committee of the Company. She does not hold any share of the Company. She is an

independent director and is not related to any other director of the Company.

Mr. Kaushik Deva (DIN 07017428)

Mr. Kaushik Deva (69 years) is a Chartered Accountant and Certified Financial Planner. He has over 25 years of experience in the financial services industry with triumphant stints across Investment Banking, Corporate Banking, Debt Syndication, Wealth Management and Family Office Services. He is a director in several private companies. He is the Chairman of the Audit Committee, Stakeholders Relationship Committee, Nomination and Remuneration Committee, Business Responsibility Committee and Preference Share Redemption Committee and a member of the Corporate Social Responsibility Committee and Risk Management Committee of the Company. He does not hold any share of the Company. He is an independent director and was not related to any other director of the Company.

Ms. Amita Jay Jasani (DIN 08504650)

Ms. Amita Jay Jasani (55 years) has a degree in commerce and a degree in law from University of Mumbai. She is a practicing Advocate and has over 30 years' experience. She is enrolled with the Bar Council of Maharashtra & Goa. She is not a director in any other company. She is a member of the Audit Committee, Stakeholders Relationship Committee, Nomination and Remuneration Committee and Preference Share Redemption Committee of the Company. She does not hold any share in the Company. She is an independent director and is not related to any other director of the Company.

Ms. Shruti Anup Shah (DIN 08337714)

Ms. Shruti Anup Shah (41 years) is a Chartered Accountant. She has a degree in commerce and a degree in law from University of Mumbai. She is an Independent Woman director of Balkrishna Industries Limited, Kalyani Steel Limited, Kalyani Investment Company Limited, and a director of Spinel Energy & Infrastructure Limited and Health and Education Foundation, a Section 8 company and other private companies. She is a member of the Audit Committee, Stakeholders Relationship Committee, Nomination and Remuneration Committee and Corporate Social Responsibility Committee of Balkrishna Industries Limited and Audit Committee of Kalyani Steel Limited. She does not hold any share in the Company. She is an independent director and is not related to any other director of the Company.

Mr. Dinesh D. Paliwal (DIN 00524064)

Mr. Dinesh Deokinandan Paliwal (54 years) is an Executive Director (Director-Works) of the Company. He holds a mechanical engineering degree and has more than 31 years of experience in woven sacks manufacturing business. He has around 16 years' experience of working at a senior level, has been associated with the Company since 2010. He is a member of the Risk Management Committee and Share Transfer Committee of the Company. He does not hold any share of the Company. He is a non-promoter executive director and is not related to any other director of the Company. He was appointed as a director with effect from 01.04.2021.

b. Skills/ expertise/ competence of the Board of Directors:

i. List of core skills/ expertise/competence identified by the board as required in context of its business and sectors for it to function effectively and those actually available with the board and names of directors who have such skills expertise/competence -

Sr. No.	List of core skills/ expertise/competence	Whether actually available with the Board	Name of Directors
1.	Understanding the business of the Company vis-à-vis the industry in which it functions	Yes	Mr. Virendra Jain Mr. Gaurav Jain Mr. D.D. Paliwal Mr. K. Deva
2.	Finance & Accounts	Yes	Mr. Anand Jain Mr. Virendra Jain Mr. K. Deva Ms. S.A. Shah
3.	Legal	Yes	Ms. P. Fadia Ms. A. Jasani

5. In the opinion of the Board, the independent directors fulfil the conditions specified in the Listing Regulations and are independent of the management.

6. CEO/CFO:

Mr. Gaurav Jain, Managing Director is designated as Chief Executive Officer (CEO) and Mr. Pramod Kumar Jaiswal is designated as Chief Financial Officer (CFO).

The Managing Director-cum-Chief Executive Officer and the Chief Financial Officer of the Company have given annual certification on financial reporting and internal controls to the Board in terms of Regulation 17(7) read with Part B of Schedule II to the Listing Regulations. The Managing Director-cum-Chief Executive Officer and the Chief Financial Officer also give quarterly certifications in financial results while placing the financial results before the Board in terms of Regulation 33(2)(a) of the Listing Regulations.

7. Board Meetings:

The Board of Directors meets at least once in every quarter to review the performance of the Company along with the financial results. The functions of the Board are effectively and efficiently discharged by briefing each Board Members of the development that have taken place. The agenda and notes to the agenda are circulated to the directors in advance. All material information is incorporated in the agenda for facilitating meaningful and focused discussions at the meetings. In situations where it is not practicable to attach any document to the agenda, the same is tabled at the meeting; specific reference to this effect is made in the agenda. In special and exceptional circumstances, additional or supplementary items are permitted to be included in the agenda. The Board is given presentation covering finance, investments, sales, marketing and operations of the Company, before taking on record the quarterly results of the Company. The Board periodically reviews compliance reports of laws applicable to the Company, prepared by the Company as well as steps taken by the Company to rectify instances of non-compliance.

The Company Secretary records/ enters the minutes of the proceedings of each Board and Committee Meeting within 30 days from the conclusion of the meeting.

The minutes of the meetings of all committees of the Board were placed before the Board.

The minutes of Board Meetings of subsidiaries and step down subsidiaries were placed before the Board.

8. Board Committees:

Procedure at the Committee Meetings-

The procedure of the Board Meetings is applicable to the meetings of the Committees of the Board as far as practicable. The Minutes of the meetings of the Committees are placed before the Board for perusal and noting.

8.1 Audit Committee-

Pursuant to Regulation 18 of the Listing Regulations, the Audit Committee has four members out of which three are independent directors. Mr. Kaushik Deva, independent director, has been appointed the chairman of the Committee. Ms. Priyanka S. Fadia and Ms. Amita J. Jasani independent directors and Mr. Virendra Jain are the other members. The Managing Director-cum-Chief Executive Officer, Mr. Gaurav Jain attended all the meetings of the Audit Committee. The constitution of the Audit Committee meets with the requirements of Section 177 of the Companies Act, 2013. All the members of the Audit Committee are financially literate and possess accounting and financial management expertise.

The Chairman of the Audit Committee, Mr. Kaushik Deva attended the last Annual General Meeting of the Company.

(a) Powers of Audit Committee:

The Audit Committee has the following powers –

1. To investigate any activity within its terms of reference.
2. To seek information from any employee.
3. To obtain outside legal or other professional advice.
4. To secure attendance of outsiders with relevant expertise, if it considers necessary.

(b) Role of the Audit Committee:

The terms of reference stipulated by the Board to the Audit Committee are, contained in Regulation 18 read with Part C of Schedule II to the Listing Regulations, as follows-

1. Oversight of the Company's financial reporting process and the disclosure of its financial information to ensure that the financial statement is correct, sufficient and credible;
2. Recommendation for appointment, remuneration and terms of appointment of auditors of the Company;
3. Approval of payment to statutory auditors for any other services rendered by the statutory auditors;
4. Reviewing, with the management, the annual financial statements, auditor's report thereon before submission to the board for approval, with particular reference to:
 - a. Matters required to be included in the Director's Responsibility Statement to be included in the Board's report in terms of clause (c) of sub-section (3) section 134 of the Companies Act, 2013.
 - b. Changes, if any, in accounting policies and practices and reasons for the same
 - c. Major accounting entries involving estimates based on the exercise of judgment by management.
 - d. Significant adjustments made in the financial statements arising out of audit findings.
 - e. Compliance with listing and other legal requirements relating to financial statements.
 - f. Disclosure of any related party transactions.
 - g. Qualifications in the draft audit report;
5. Reviewing, with the management, the quarterly financial statements before submission to the board for approval;
6. Reviewing, with the management, the statement of uses / application of funds raised through an issue (public issue, rights issue, preferential issue etc.), the statement of funds utilized for purposes other than those stated in the offer document/prospectus/notice and the report submitted by the monitoring agency monitoring the utilisation of proceeds of a public or rights issue and making appropriate recommendations to the Board to take up steps in this matter;
7. Review and monitor the auditor's independence and performance and effectiveness of audit process;
8. Approval or any subsequent modification of transactions of the Company with related parties;
9. Scrutiny of inter-corporate loans and investments;
10. Valuation of undertakings or assets of the Company, wherever it is necessary;
11. Evaluation of internal financial controls and risk management systems;
12. Reviewing, with the management, performance of statutory and internal auditors, adequacy of the internal control systems;
13. Reviewing the adequacy of internal audit function, if any, including the structure of internal audit department, staffing and seniority of the official heading the department, reporting structure coverage and frequency of internal audit;
14. Discussion with internal auditors of any significant findings and follow up thereon;
15. Reviewing the findings of any internal investigations by the internal auditors into matters where there is suspected fraud or irregularity or a failure of internal control systems of any material nature and reporting the matter to the board;
16. Discussion with the statutory auditors before audit commences, about the nature and scope of audit as well as post-audit discussion to ascertain any area of concern;
17. To look into reasons for substantial defaults in the payment to the depositors, debenture holders, shareholders (in case of non-payment of declared dividends) and creditors;

18. To review the functioning of the Whistle Blower mechanism;
19. Approval of appointment of CFO (i.e. whole-time Finance Director or any other person heading the finance function or discharging that function) after assessing the qualification, experience and background etc. of the candidate;
20. Carrying out any other function as is mentioned in the terms of reference of the Audit Committee.
21. Reviewing the utilization of loans and/ or advances from/investment by the holding company in the subsidiary exceeding ₹ 100 crore or 10% of the asset size of the subsidiary, whichever is lower including existing loans / advances / investments existing as on the date of coming into force of this provision
22. Consider and comment on rationale, cost-benefits and impact of schemes involving merger, demerger, amalgamation etc., on the listed entity and its shareholders.

(c) Review of information by Audit Committee:

The Audit Committee shall mandatorily review the following information:

1. Management discussion and analysis of financial condition and results of operations;
2. Statement of significant related party transactions (as defined by the audit committee), submitted by management;
3. Management letters / letters of internal control weaknesses issued by the statutory auditors;
4. Internal audit reports relating to internal control weaknesses; and
5. The appointment, removal and terms of remuneration of the Chief internal auditor.
6. Statement of deviations:
 - (a) Annual statement of deviation(s) including report of monitoring agency, if applicable, submitted to stock exchange(s) in terms of Regulation 32(7)
 - (b) Quarterly statement of funds utilized for purposes other than those stated in the offer document/ prospectus/ notice in terms of Regulation 32(1).

(d) Meeting of the Audit Committee:

As against the minimum requirement of four meetings during a financial year, four Audit Committee Meetings were held during the financial year ended 31.03.2022, with a time gap of not more than four months or such extended time as allowed by SEBI between two consecutive meetings. The dates of the Audit Committee meetings were 04.06.2021, 13.08.2021, 02.11.2021 and 11.02.2022.

Representatives of the statutory auditors, internal auditor, cost auditors were invited and were either present at the Audit Committee Meeting or sought specific leave of absence.

(e) Attendance of each member at the Audit Committee meetings held during 2021-22:

Name of Director	Designation	No. of Meetings held	No. of Meetings attended
Mr. Kaushik Deva	Chairman	4	4
Mr. Virendra Jain	Member	4	4
Ms. Priyanka S. Fadia	Member	4	4
Ms. Amita J. Jasani	Member	4	4

Mr. Ananjan Datta, the Company Secretary acts as the Secretary to the Committee.

8.2 Nomination and Remuneration Committee and details of remuneration to Directors-

- (a)** Pursuant to Regulation 19 of the Listing Regulations, the Nomination and Remuneration Committee comprises of six non-executive directors out of which four are independent directors - Mr. Kaushik Deva, independent director, has been appointed the chairman of the Committee. Mr. Anand Jain, Mr. Virendra Jain, Ms. P.S. Fadia, Ms. A.J. Jasani and Ms. S.A. Shah are the other members.

The Chairman of the Nomination and Remuneration Committee attended the last Annual General Meeting of the Company.

(b) Terms of reference:

1. Formulation of the criteria for determining qualifications, positive attributes and independence of a director and recommend to the Board a policy, relating to the remuneration of the directors, key managerial personnel and other employees;
- 1A. For every appointment of an independent director, the Nomination and Remuneration Committee shall evaluate the balance of skills, knowledge and experience on the Board and on the basis of such evaluation, prepare a description of the role and capabilities required of an independent director. The person recommended to the Board for appointment as an independent director shall have the capabilities identified in such description. For the purpose of identifying suitable candidates, the Committee may:
 - a. use the services of an external agencies, if required;
 - b. consider candidates from a wide range of backgrounds, having due regard to diversity; and
 - c. consider the time commitments of the candidates.
2. Formulation of criteria for evaluation of Independent Directors and the Board; In terms of the provisions contained in the Companies Act, 2013, the Listing Regulations and the Guidance Note on Board Evaluation issued by SEBI, the Company carries out a comprehensive evaluation of all directors through tailored questionnaires.
3. Devising a policy on Board diversity;
4. Identifying persons who are qualified to become directors and who may be appointed in senior management in accordance with the criteria laid down, and recommend to the Board their appointment and removal.
5. Whether to extend or continue the term of appointment of the independent director, on the basis of the report of performance evaluation of independent directors.
6. Recommend to the board, all remuneration, in whatever form, payable to senior management.

(c) Meeting of the Nomination and Remuneration Committee-

The Nomination and Remuneration Committee met three times during the financial year ended 31.03.2022. The dates of the Nomination and Remuneration Committee meetings were 01.04.2021, 13.08.2021 and 02.11.2021.

(d) Attendance of each member at the Nomination and Remuneration Committee meetings held during 2021-22:

Name of Director	Designation	No. of Meetings held	No. of Meetings attended
Mr. Kaushik Deva	Chairman	3	3
Mr. Anand Jain	Member	3	2
Mr. Virendra Jain	Member	3	3
Ms. Priyanka S. Fadia	Member	3	3
Ms. Amita J. Jasani	Member	3	3

Note: No meeting of the Committee was held subsequent to Ms. S.A. Shah becoming a member of the Committee.

Mr. Ananjan Datta, the Company Secretary acts as the Secretary to the Committee.

(e) Remuneration Policy:

The remuneration policy is performance driven to motivate employees commensurate with the seniority, experience and competence. The Nomination & Remuneration Policy for Directors, KMPs & Senior Management is placed on the website of the Company at <http://www.jaicorpindia.com/investor/policies.html>.

POLICY**(i) Remuneration to Directors:**

The N&RC is, *inter alia*, required to oversee remuneration payable to directors.

The executive directors including managing directors are paid remuneration by way of salary, perquisites, contribution to provident fund, superannuation fund, gratuity, encashment of leave etc. as per the terms of agreement entered into with them and approved by the shareholders pursuant to the requirements of the Act.

Non-executive directors are paid a sitting fee for attending each Board and/or Committee meetings except for those committees where no sitting fee is payable to attend the meetings. Such fee shall be fixed by the Board of Directors on receiving recommendation in that respect from the N&RC. Shareholder's approval will be taken where the same is mandated by the provisions of the Act and/ or the Listing Agreement.

No commission is presently payable to the directors and the Company has presently not granted any stock option to its directors. The independent directors are not entitled to stock options as mandated by law.

(ii) Re-imbusement of expenses of non-executive directors:

The Company recognizes that non-executive directors, particularly non-executive promoter directors, also play a vital role in the business of the Company. The non-executive promoter directors contribute their time, energy, and expertise in helping the Company garner business and run its operations successfully, thereby ultimately resulting in value addition to the Company.

It is fair that the expenses incurred by directors exclusively for the purposes of the Company be borne by the Company or be reimbursed to them. Payment may be made on their behalf either by the Company or be paid by them directly. Where the concerned director seeks to claim reimbursement, he/she is required to submit a claim along with relevant particulars in supporting of the expenses incurred.

The following is an illustrative list of expenses incurred, whether in India or abroad, in any currency that may be reimbursed by the Company-

1. Air/Train fare;
2. Hotel accommodation;
3. Meals for self and guests, where the concerned director is entertaining guests for business purposes of the Company;
4. Car rental;
5. Use of personal vehicle for official purpose.

(iii) Availing of outside professional advice:

The Board and its Committees shall have the authority to obtain legal and other professional advice from external sources to assist in their decision making process. These professional advisors shall report directly to the Board or to the concerned Committee as the case may be. The fee and other related expenses of any such advisors shall be borne by the Company.

(iv) Appointment and remuneration to Key Managerial Personnel and Senior Management:

It shall be the endeavour of the N&RC to identify suitable candidates to be appointed as Key Managerial Personnel (KMP) and in the position of senior management of the Company.

To be eligible for appointed as a KMP or in the rank of senior management, a person should possess adequate qualification commensurate with the designation and where required specific professional qualification depending upon the requirement of the post.

The compensation package will be commensurate with the seniority, experience and competence of the person and his/ her designation. While finalizing the remuneration, the N&RC shall take note of industry norms.

Annual increment shall be determined based upon individual performance relatable to the performance benchmarks as decided from time to time. The N&RC will be guided by recommendations of the management but not bound to follow the same. It may, at its own

discretion and for sufficient reasons, deviate from the recommendations of the management as it may deem fit.

The overall endeavour shall be to attract and retain talent in the Company.

The N&RC shall, from time to time, identify the Company personnel in its core management team who are to be included within the ambit of the expression senior management.

(v) General:

The compensation package to directors, KMPs and senior management will generally be determined having regard to long term and short term performance objectives appropriate to the working of the Company, the Company's goals and will, accordingly, be a balanced combination of fixed salary, perquisites, incentive bonus and/or commission.

(f) Details of remuneration:

Presently, there is one Managing Director and one Whole-time Director. The remuneration paid to them is subject to the limits laid down under Sections 196, 197 read with Schedule V to the Companies Act, 2013. The remuneration consists of salary, contribution to provident fund, gratuity, perquisites and allowances in accordance with respective service contracts and rules of the Company, applicable from time to time.

The Managing Director and the Whole-time Director are not paid any sitting fee for attending the Board/ Committee meetings. The non-executive directors are paid sitting fees @ ₹ 10,000/- per Board Meeting and @ ₹ 7,500/- per Audit Committee, Nomination and Remuneration Committee and Stakeholders Relationship Committee meetings and out-of-pocket expenses to attend these meetings, if any.

(g) The terms of appointment of the Executive Directors are as under-

Name of the Director, Designation	Salary	Commission	Perquisites & Allowance*	Service Contract	
				Tenure	Notice Period
Mr. Gaurav Jain, Managing Director/ Chief Executive Officer	Nil	Nil	Nil	04.06.2018 to 03.06.2023	3 months
Mr. Dinesh D. Paliwal Director- Works	Not exceeding ₹7,00,000/- per month	Not exceeding the limits laid down in Section 197 of the Companies Act, 2013.	Not exceeding ₹ 7,00,000/- per month, subject to overall ceiling of remuneration as stipulated under the Companies Act, 2013.	01.04.2021 to 31.03.2024	3 months

Note:

*Perquisites and Allowances include accommodation (furnished or otherwise) or house rent allowance in lieu thereof, house maintenance allowance together with re-imbursement of expenses or allowances for the utilization of gas, electricity, water, furnishing and repairs, medical expenses/ re-imbursement for self and his family including dependents, leave travel concession for self and his family including dependents, club fees, medical insurance and such other perquisites and allowances as agreed/ authorized by the Board.

During 2021-22, ₹ 67,40,505/- was paid to Mr. Dinesh D. Paliwal towards salary. No payment was made towards benefits, bonus, pension etc. The Company has not offered any stock option any non-executive director. There is no variable component in the remuneration package.

There is no separate provision for payment of severance fee.

The details of remuneration paid to the Directors (including perquisites and allowances) for the year ended 31.03.2022 is as under:

Name of Director	Sitting Fees* (₹)	Salary (₹)	Perquisites (₹)	Total (₹)
Mr. Anand Jain	72,500/-	Nil	Nil	72,500/-
Mr. Virendra Jain	1,55,000/-	Nil	Nil	1,55,000/-
Ms. Priyanka S. Fadia	1,35,000/-	Nil	Nil	1,35,000/-
Mr. Kaushik Deva	1,87,500/-	Nil	Nil	1,87,500/-
Ms. Amita J. Jasani	1,50,000/-	Nil	Nil	1,50,000/-
Ms. Shruti A. Shah	60,000/-	Nil	Nil	60,000/-
Mr. Gaurav Jain	Nil	Nil	Nil	Nil
Mr. Dinesh D. Paliwal	Nil	67,40,505/-	Nil	67,40,505/-

* excluding Goods and Services Tax

Note: (a) Other than sitting fee no pecuniary relationship exists between the Company and non-executive directors;

(b) Non-executive directors are paid only sitting fee of fixed amount for attending Board and Committee meetings.

(h) Performance Evaluation Criteria for Independent Directors

Performance Evaluation Criteria for Independent Directors is as per SEBI "Guidance Note on Board Evaluation" dated 5.1.2017 and disclosure of same is mentioned elsewhere in this report.

8.3 Stakeholders Relationship Committee:

Pursuant to Regulation 20 of the Listing Regulations, the Stakeholders Relationship Committee was formed to specifically look into the redressal of grievances of shareholders, debenture holders and other security holders. Non-executive and independent director, Mr. Kaushik Deva has been appointed the chairman of the Committee. Ms. Amita J. Jasani, independent director, Mr. Virendra Jain and Mr. Gaurav Jain are the other members.

The Chairman of the Stakeholders Relationship Committee attended the last Annual General Meeting of the Company.

The Stakeholders Relationship Committee meet at least once in every quarter to resolve the grievances of the security holders of the Company.

The role of the committee shall *inter-alia* include the following:

- 1) Resolving the grievances of the security holders of the listed entity including complaints related to transfer/transmission of shares, non-receipt of annual report, non-receipt of declared dividends, issue of new/duplicate certificates, general meetings etc.
- 2) Review of measures taken for effective exercise of voting rights by shareholders.
- 3) Review of adherence to the service standards adopted by the listed entity in respect of various services being rendered by the Registrar & Share Transfer Agent.
- 4) Review of the various measures and initiatives taken by the listed entity for reducing the quantum of unclaimed dividends and ensuring timely receipt of dividend warrants/annual reports/statutory notices by the shareholders of the company.

(a) Meeting of the Stakeholders Relationship Committee-

The Stakeholders Relationship Committee met four times during the financial year ended 31.03.2022. The dates of the meeting were 04.06.2021, 13.08.2021, 02.11.2021 and 11.02.2022.

(b) Attendance of each member at the Stakeholders Relationship Committee meetings held during 2021-22:

Name of Director	Designation	No. of Meetings held	No. of Meetings attended
Mr. Kaushik Deva	Chairman	4	4
Mr. Virendra Jain	Member	4	4
Mr. Gaurav Jain	Member	4	4
Ms. Amita J. Jasani	Member	4	4

Mr. Ananjan Datta, the Company Secretary acts as the Secretary to the Committee and is also the compliance officer.

(c) Investor Complaints Redressal:

Nil investor complaint was unresolved at the beginning of the year, 169 investor complaints were received during the financial year ended 31.03.2022 out of which 169 complaints were resolved.

Number of complaints not solved to the satisfaction of shareholders – nil.

As on 31.03.2022, nil complaint was unresolved.

8.4 Share Transfer Committee:

Pursuant to Regulation 40(2) of the Listing Regulations, the Board has delegated *inter alia* the powers to deal with transfer, transmission of shares held in physical form to the Share Transfer Committee. Mr. Virendra Jain, is the Chairman. Mr. Gaurav Jain and Mr. Dinesh D. Paliwal are the other members of the Committee. Consequent upon his resignation, Mr. Vasudeo S. Pandit ceased to be a member with effect from 01.04.2021.

(a) Meeting of the Share Transfer Committee-

The Share Transfer Committee met once on 19.10.2021 during the financial year ended 31.03.2022.

(b) Attendance of each member at the Share Transfer Committee meeting held during 2021-22:

Name of Director	Designation	No. of Meetings held	No. of Meetings attended
Mr. Virendra Jain	Chairman	1	1
Mr. Gaurav Jain	Member	1	1
Mr. D.D. Paliwal	Member	1	0

Mr. Ananjan Datta, the Company Secretary acts as the Secretary to the Committee.

8.5 Risk Management Committee:

The Board has constituted the Risk Management Committee pursuant to the provisions of Regulation 21(5) of the Listing Regulations (as amended) and delegated monitoring and reviewing of the risk management plan. The role and responsibilities of the Risk Management Committee include the performance of functions specified in Part D of Schedule II to the Listing Regulations. Mr. Virendra Jain, has been appointed the Chairman. Independent director, Mr. Kaushik Deva, Mr. Gaurav Jain, Mr. Dinesh D. Paliwal and Chief Financial Officer, Mr. Pramod Kumar Jaiswal, are the other members of the Committee. The constitution of the Committee meets the requirements of Regulation 21(2) of the Listing Regulations. Consequent upon his resignation, Mr. Vasudeo S. Pandit ceased to be a member with effect from 01.04.2021.

(a) Meeting of the Risk Management Committee-

In compliance with the requirements of Regulation 21(3A) of the Listing Regulations (as amended) The Risk Management Committee met twice during the financial year ended 31.03.2022 within the stipulated time gap of not more than 180 days between two consecutive meetings on 29.09.2021 and 25.03.2022.

(b) Attendance of each member at the Risk Management Committee meeting held during 2021-22:

Name of Director	Designation	No. of Meetings held	No. of Meetings attended
Mr. Virendra Jain	Chairman	2	2
Mr. Gaurav Jain	Member	2	2
Mr. Kaushik Deva	Member	2	2
Mr. Dinesh Paliwal	Member	2	2

Mr. Pramod Kumar Jaiswal, Chief Financial Officer and a member also attended both meetings.

Mr. Ananjan Datta, the Company Secretary acts as the Secretary to the Committee

8.6 Other Committees-**i. Corporate Social Responsibility Committee:**

Pursuant to Section 135 of the Companies Act, 2013 the Company constituted the Corporate Social Responsibility Committee for undertaking the activities mentioned therein. Mr. Anand Jain is the Chairman, Mr. Virendra Jain and independent director Mr. Kaushik Deva are the other members.

(a) Meeting of the Corporate Social Responsibility Committee-

The Corporate Social Responsibility Committee met once on 13.08.2021 during the financial year ended 31.03.2022.

(b) Attendance of each member at the Corporate Social Responsibility Committee meeting held during 2021-22:

Name of Director	Designation	No. of Meetings held	No. of Meetings attended
Mr. Anand Jain	Chairman	1	1
Mr. Virendra Jain	Member	1	1
Mr. Kaushik Deva	Member	1	1

Mr. Ananjan Datta, the Company Secretary acts as the Secretary to the Committee

ii. Preference Share Redemption Committee:

This Committee was formed to approve redemption of preference shares. Only independent directors- Mr. Kaushik Deva, Ms. Priyanka S. Fadia and Ms. A. J. Jasani are members of this Committee. The Chairman of the Committee is Mr. Kaushik Deva.

(a) Meeting of the Preference Share Redemption Committee-

The Preference Share Redemption Committee met thrice on 11.06.2021, 10.01.2022 and 14.03.2022 during the financial year ended 31.03.2022.

(b) Attendance of each member at the Preference Share Redemption Committee meetings held during 2021-22:

Name of Director	Designation	No. of Meetings held	No. of Meetings attended
Mr. Kaushik Deva	Chairman	3	3
Ms. Priyanka S. Fadia	Member	3	3
Ms. Amita J. Jasani	Member	3	1

Mr. Ananjan Datta, the Company Secretary acts as the Secretary to the Committee

iii. Business Responsibility Committee:

This Committee was formed for the implementation of the Policies framed for the purpose of business responsibility.

Mr. Anand Jain, Mr. Virendra Jain and Mr. Kaushik Deva, are members of this Committee. The Chairman of the Committee is Mr. Kaushik Deva.

(a) Meeting of the Business Responsibility Committee-

The Business Responsibility Committee met once on 13.08.2021 during the financial year ended 31.03.2022.

(b) Attendance of each member at the Business Responsibility Committee meeting held during 2021-22:

Name of Director	Designation	No. of Meetings held	No. of Meetings attended
Mr. Kaushik Deva	Chairman	1	1
Mr. Anand Jain	Member	1	1
Mr. Virendra Jain	Member	1	1

Mr. Ananjan Datta, the Company Secretary acts as the Secretary to the Committee

9. Prevention of Insider Trading:

Code of Conduct to Regulate, Monitor and Report Trading by Insiders came into effect from 15.05.2015. Pursuant to this Code, all directors, officers and designated employees have furnished quarterly/ annual statements of their shareholdings in the Company.

The Company has also formulated the Code of Practices and Procedures for Fair Disclosure of Unpublished Price Sensitive Information and published it on the website of the Company.

10. Code of Conduct and Business Ethics for Directors and Senior Management:

The Code of Conduct and Business Ethics for Directors and Senior Management came into effect from 01.12.2015. The Code lays down the standards of business conduct, ethics and governance. The Code was circulated and is posted in the website of the Company. All directors, senior management and designated employees have affirmed their compliance to the Code annually.

The declaration signed by the chief executive officer stating that the members of board of directors and senior management personnel have affirmed compliance with the code of conduct of board of directors and senior management is given as a part of this Report.

11. Compliance officer:

Mr. Ananjan Datta, the Company Secretary, is the Compliance Officer for complying with SEBI Regulations and requirements under the Listing Agreement/ Listing Regulations. He is also the Chief Investor Relations Officer under the 'Code of Practices and Procedures for Fair Disclosure of Unpublished Price Sensitive Information.'

12. Subsidiary monitoring framework:

All subsidiaries of the Company are Board managed with their respective Boards having rights and obligations to manage such companies in the best interest of their respective stakeholders. It monitors the performance of all subsidiary companies *inter alia* by the following means-

- (a) Financial statements, in particular the investments made by the unlisted subsidiary companies are reviewed and noted by the Audit Committee of the Company.
- (b) All minutes of the meetings of the unlisted subsidiary companies are placed before the Company's Board.
- (c) A statement containing all significant transactions and arrangements entered into by the unlisted subsidiary company is placed before the Board.

The Company has formulated a policy for determining 'material' subsidiaries and it has been uploaded on the website of the Company.

13. General body meetings:

- (i) (a) Location and time of last three Annual General Meetings of the Company and the special resolutions passed in these meetings-

Year	Date	Day	Time	Location	Special Resolution Passed
2019	30.09.2019	Monday	11:00 am	Registered Office, A-3, M.I.D.C. Industrial Area, Nanded – 431 603, Maharashtra	Approval for roll-over of preference shares.
2020	28.12.2020	-do-	-do-	V i d e o Conferencing/ Other Audio Visual Means	Continuation of Mr. V.S. Pandit as a whole-time director beyond 70 years.
2021	22.11.2021	-do-	-do-	-do-	Approval for roll-over of preference shares.

- (b) Location and time of **Extra-ordinary General Meetings** of the Company held during the last three financial years and the special resolutions passed in these meetings-

No Extra-ordinary General Meeting was held in the last three financial years.

- (c) Details of **postal ballots** held during the last three financial years and the special resolutions passed in these meetings-

No postal ballot was held in the last three financial years.

(ii) Details of special resolutions passed last year through postal ballot-

No resolution was passed through postal ballot last year.

(iii) Persons who conducted the postal ballot exercise-

Not Applicable.

(iv) Special resolution proposed to be passed through postal ballot-

None of the businesses proposed to be transacted at the ensuing Annual General Meeting require passing of special resolution by postal ballot.

(v) Procedure of postal ballot-

Not Applicable.

14. Other Disclosures:**(i) Disclosures on materially significant related party transactions that may have potential Conflict with the interests of company at large-**

None of the transactions with any of the related parties were in conflict with the interests of the Company at large. The Company has formulated a policy on determining materiality of and dealing with related party transactions and posted the same on the website of the Company.

All transactions are in ordinary course of business and on an arm's length basis.

Further in compliance to the Indian Accounting Standard (IndAS-24), a detailed disclosure of transactions with related parties has been made in Note 39 of the standalone financial statements.

(ii) Details of non-compliance by the company, penalties, strictures imposed on the company by Stock Exchange or SEBI or any statutory authority, on any matter related to capital markets, during the last three years-

There was no non-compliance on any matter related to capital markets during the last three years.

(iii) Details of establishment of vigil mechanism, whistle blower policy and affirmation that no personnel has been denied access to the audit committee-

The Vigil Mechanism & Whistle Blower Policy is posted in the website of the Company. No personnel were denied access to the Audit Committee.

(iv) Details of compliance with mandatory requirements and adoption of the non- mandatory requirements -

All mandatory provisions have been complied with. The status of adoption of non-mandatory/ discretionary requirements are mentioned elsewhere in this Report.

(v) Web link where policy for determining 'material' subsidiaries is disclosed:

The web link is - <http://www.jaicorpindia.com/investor/policies.html>.

(vi) Web link where policy for dealing with related party transactions:

The web link is - <http://www.jaicorpindia.com/investor/policies.html>.

(vii) Disclosure of commodity price risks and commodity hedging activities

As per nature of business transactions of the entity there is no material commodity risk. The entity does not undertake commodity hedging.

(viii) Details of utilization of funds raised through preferential allotment or qualified institutions placement as specified under Regulation 32 (7A).

The Company has not raised any fund that requires disclosure as regards its utilization.

(ix) A certificate from a company secretary in practice that none of the directors on the board of the company have been debarred or disqualified from being appointed or continuing as directors of companies by the Board/Ministry of Corporate Affairs or any such statutory authority:

Certificate from Mr. Shridhar Phadke, that none of the directors on the board of the company have been debarred or disqualified from being appointed or continuing as directors of companies by the Board/ Ministry of Corporate Affairs or any such statutory authority is given as part in this Report.

(x) Where the board had not accepted any recommendation of any committee of the board which is mandatorily required, in the relevant financial year, the same to be disclosed along with reasons thereof:

The Board accepted all recommendations that the Committees made from time to time.

(xi) Total fees for all services paid by the listed entity and its subsidiaries, on a consolidated basis, to the statutory auditor and all entities in the network firm/network entity of which the statutory auditor is a part:

₹ 26.68 lakh was paid to the Statutory Auditor of the Company.

(xii) Disclosures in relation to the Sexual Harassment of Women at Workplace (Prevention, Prohibition and Redressal) Act, 2013:

- | | |
|---|------------------|
| a. number of complaints filed during the financial year | : Nil |
| b. number of complaints disposed of during the financial year | : Not Applicable |
| c. number of complaints pending as on end of the financial year | : Not Applicable |

15. Secretarial Audit:

In compliance with Regulation 24A of the Listing Regulations Mr. Shridhar Phadke, has carried out the Secretarial Audit. The said Audit Report will be forms part of the Directors' Report. The Report does not contain any adverse remark as per draft audit report, which was taken and noted in the meeting of board of directors.

In compliance to SEBI Regulations, the Company subjects itself to secretarial audits as per the frequencies mandated. The Company confirms that there exists no discrepancy with regard to its issued equity share capital, listed equity share capital, equity share capital held in de-materialised form and equity share capital held in physical form. Practicing Company Secretary, Savita Jyoti Associates conducts these secretarial audits. Ms. Savita Jyoti also issues certificate under Regulation 40(9) of the Listing Regulations.

In compliance with Section 204 of the Companies Act, 2013 Secretarial Audit Report prepared pursuant to Rule 9 of the Companies (Appointment & Remuneration of Management Personnel) Rules, 2014 by Mr. Shridhar Phadke will be forms part of the Directors' Report. The Report does not contain any adverse remark as per the draft audit report, which taken and noted in the meeting of board of directors.

16. Means of Communication:

- (i) Quarterly Results-** The quarterly and annual financial results are published in newspapers, displayed in the Company's website www.jaicorpindia.com and are available on the portals of BSE and NSE.

- **Newspapers wherein results normally published** – The financial results are normally published in ‘The Free Press Journal’ and ‘Navshakti’.
- **Website where displayed** - The financial results, quarterly corporate governance reports, quarterly shareholding pattern, announcements to shareholders, loss of share certificates etc. are displayed in the Company’s website www.jaicorpindia.com.
- **Display official news releases, presentation etc.**- All news release such as notice of meetings, outcome of board/ general meetings, clarifications issued to the Stock Exchanges etc. are displayed in the website of the Company, www.jaicorpindia.com. The website contains a separate dedicated section ‘Financial & Investors Relations’ where information of interest to the investors is available.

(ii) **Other means of communication:**

(a) **Annual Report-**

Annual Report containing, *inter alia*, audited accounts, consolidated financial statements, Directors’ Report, Independent Auditors’ Report, Corporate Governance Report, Notice of Annual General Meeting, and other important and relevant information are circulated to the members and others entitled to receive it. The Management Discussion and Analysis (MD&A) Report forms part of the Annual Report. Annual Reports are available in the website of the Company.

(b) **Reminder to investors –**

Reminder to the investors to cash unclaimed dividend, to make nomination etc. are included in the notice to the Annual General Meeting.

(c) **Designated exclusive e-mail address-**

The Company has designated the following e-mail address exclusively for investor servicing: cs2@jaicorpindia.com.

17. General Shareholder Information:

(i) **37th Annual General Meeting: Date, Time and Venue –**

As permitted by the Ministry of Corporate Affairs (MCA) and the SEBI, will be held through Video Conferencing (“VC”)/Other Audio Visual Means (“OAVM”) within the time permitted by the MCA. The date of the said meeting to be decided later.

(ii) **Financial Year** : 01-04-2022 to 31-03-2023.

(iii) **Financial Calendar (Tentative)**

Results for the quarter ended June, 2022	: 2 nd week of August, 2022
Results for the quarter ended September, 2022	: 2 nd week of November, 2022
Results for the quarter ended December, 2022	: 2 nd week of February, 2022
Results for the quarter ended March, 2023	: 3 rd week of May, 2023
38 th Annual General Meeting	: 4 th week of September, 2023

(iv) **Dates of Book Closure** : To be decided later

(v) **Record date for dividend** : To be decided later

(vi) **Dividend Payment Date** : To be decided later

(vii) **Listing on Stock Exchanges:** The Company’s shares are listed on the following Stock Exchanges:

- a) **BSE Limited (BSE)** at ‘Phiroze Jeejeebhoy Towers’, Dalal Street, Mumbai – 400 001.
- b) **National Stock Exchange of India Limited (NSE)** at ‘Exchange Plaza’, Plot No. C/1, ‘G’ Block, Bandra- Kurla Complex, Bandra (East), Mumbai – 400 051.

Annual Listing fee have been paid to both these Stock Exchanges for the financial years 2021-22 and 2022-23.

(viii) **Stock Codes :**

- a) **BSE** : 512237
- b) **NSE** : JAICORPLTD
- c) **Demat ISIN for NSDL and CDSL** : INE070D01027

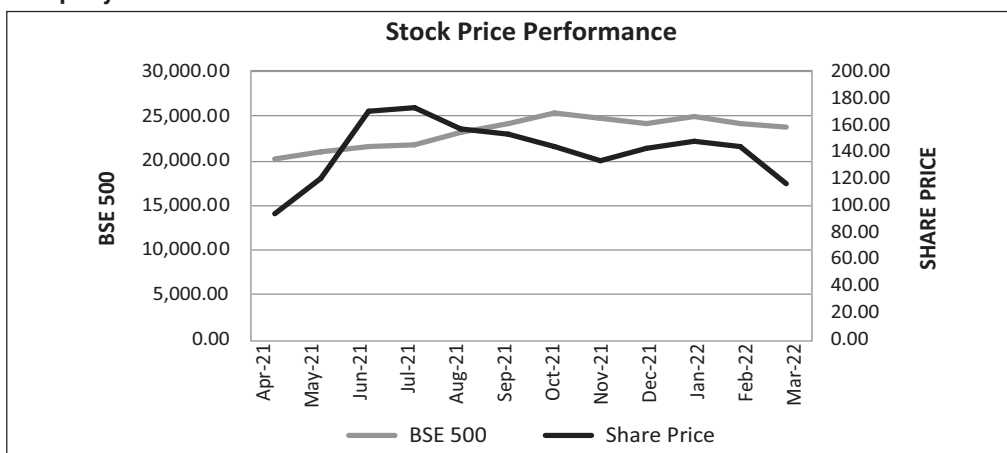
(ix) Market price data (high and low) during each month of the last financial year on BSE and NSE is given below-

Month	BSE		NSE	
	High (in ₹)	Low (in ₹)	High (in ₹)	Low (in ₹)
April, 2021	93.20	79.35	93.20	80.15
May, 2021	120.35	85.15	120.30	85.00
June, 2021	169.60	112.00	169.80	112.10
July, 2021	172.85	148.00	172.95	147.95
August, 2021	156.60	117.15	156.40	117.25
September, 2021	153.50	121.85	153.70	121.80
October, 2021	144.00	118.00	144.00	118.00
November, 2021	133.60	109.00	133.80	108.00
December, 2021	142.90	114.65	143.00	114.70
January, 2022	147.30	120.90	147.40	121.00
February, 2022	144.00	96.30	144.15	96.10
March, 2022	116.35	100.15	116.50	100.10

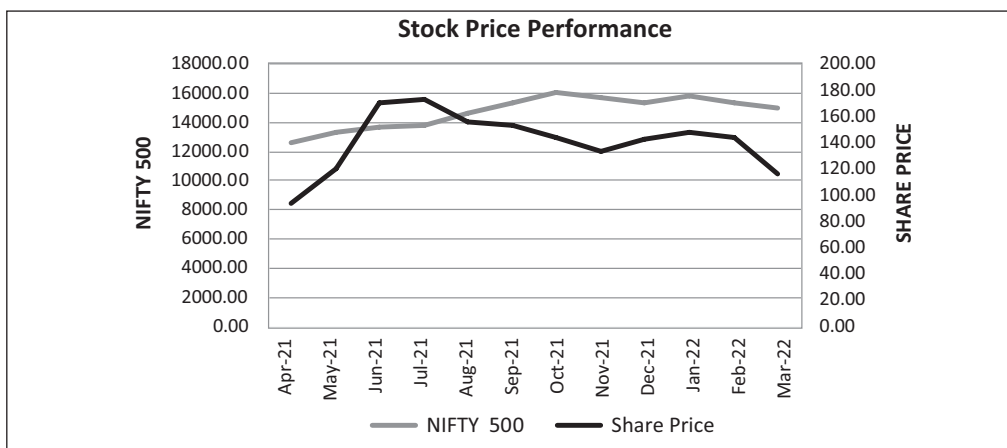
(x) Performance in comparison to BSE and NSE indices-

The Company's shares form a part of the BSE 500 index of BSE and NIFTY 500 index of NSE. The performance of the shares of the Company vis-à-vis these two indices are given below:

a) Company's shares vis-à-vis BSE 500



b) Company's shares vis-à-vis NIFTY 500



(xi) The shares of the company were not suspended from trading during the year under review.

(xii) Registrar & Share Transfer Agents:

KFin Technologies Private Limited is the Registrar & Share Transfer Agent of the Company. Contact details of KFin Technologies Private Limited:

- a) Postal : Unit - Jai Corp Limited, Selenium Tower B, Plot 31-32, Financial District, Nanakramguda, Serilingampally Mandal, Hyderabad – 500 032, Telangana.
- b) Telephone : 1-800-309-4001.
- c) E-mail : einward.ris@kfintech.com

(xiii) Share Transfer Transmission System:

a) Shares held in physical form-

The Board has delegated the authority for approving transfer, transmission etc. of the Company's shares held in physical form to Share Transfer Committee. A summary of transfer, transmission etc. of shares of the Company so approved by the Committee is placed at every Board meeting. The Company obtains from a Company Secretary in Practice annual certificate of compliance with the share transfer formalities as required under Regulation 40(9) of the Listing Regulations (as amended) and files a copy of the certificate with the Stock Exchanges.

With effect from 01.04.2019, except in case of transmission or transposition of securities, requests for effecting transfer of securities shall not be processed unless the securities are held in dematerialized form with a depository. With effect from 24.01.2022, transmission and transposition of shares held in physical form shall only be done in dematerialized form.

b) Shares held in de-materialised form-

For transfer/ transmission of shares held in de-materialised form a shareholder has to approach his/her Depository Participant and lodge/follow the prescribed instruction slip/ the process required by the Depository Participant.

(xiv) Distribution of shareholding:

a) The equity shareholding pattern as at 31.03.2022 is as follows-

Sr. No.	Particulars	No. of Equity shareholders	No. of Equity Shares	Percentage of Equity Shares
1	Promoters, Non-promoter Directors and their relatives	20	13,02,82,400	73.01
2	Mutual Funds/ Alternate Investment Funds	6	64,000	0.04
3	Domestic Financial Institutions & Banks	3	1,06,750	0.06
4	Domestic Bodies Corporate (other than promoter bodies corporate)	440	26,23,906	1.47
5	NRIs/ Foreign Nationals/ FPIs/ Foreign Bodies Corporate	730	20,58,891	1.15
6	Resident Individuals/ HUF	96082	3,91,93,604	21.96
7	Trusts (other than promoter trusts)	2	1,000	0.00
8	NBFC	2	19,936	0.01
9	Clearing Members	107	7,32,897	0.41
10	Unclaimed Suspense Account	1	16,880	0.01
11	IEPF	1	6,71,624	0.38
12	Qualified Institutional Buyer	1	26,77,522	1.50
	Total	97,395**	17,84,49,410*	100

* paid-up/ listed share capital. Does not include 44,600 shares forfeited but not re-issued.

** number of shareholders are consolidated on the basis of the PAN and folio number pursuant to SEBI Circular dated 19.12.2017

b) Distribution of equity shareholding as at 31.03.2021 is as follows-

Sr. No.	Category	No. of Cases	% of Cases	Amount	% of Amount
1	1-5000	96,332	98.91	2,60,73,594	14.61
2	5001- 10000	588	0.60	43,64,312	2.45
3	10001- 20000	263	0.27	37,80,811	2.12
4	20001- 30000	85	0.09	20,83,857	1.17
5	30001- 40000	35	0.04	12,15,511	0.68
6	40001- 50000	27	0.03	12,46,196	0.70
7	50001- 100000	33	0.03	27,60,965	1.55
8	100001& Above	32	0.03	13,69,24,164	76.73
	Total:	97,395**	100.00	17,84,49,410.00*	100.00

* paid-up/listed share capital. Does not include 44,600 shares forfeited but not re-issued.

** number of shareholders are consolidated on the basis of the PAN and folio number pursuant to SEBI Circular dated 19.12.2017

(xv) De-materialization of listed shares and liquidity :

De-materialization-

The equity shares of the Company are traded in compulsory de-materialisation list with effect from 09.03.2001. The Company has entered into agreements with both the depositories enabling the investors to hold shares of the Company in electronic form through the depository of their choice -

- National Securities Depository Limited (NSDL)** at 'Trade World', A Wing, 4th & 5th Floors, Kamala Mills Compound, Senapati Bapat Marg Lower Parel (West), Mumbai – 400 013.
- Central Depository Services (India) Limited (CDSL)** at Marathon Futurex, A-Wing, 25th Floor, N.M. Joshi Marg, Lower Parel (East) , Mumbai – 400 013.

As at 31.03.2022, 17,80,49,057 equity shares were de-materialised representing 99.75% of the total paid-up/ listed equity share capital.

Details of de-materialised and physical equity shares as on 31.03.2022-

Sr. No.	Particulars	No. of Equity shareholders	No. of Equity Shares	Percentage of Equity Shares
1	CDSL	55,341	2,15,75,246	12.09
2	NSDL	43,584	15,64,73,811	87.66
	Total Dematerialised Holding	98,925	17,80,49,057	99.75
3	Physical	531*	4,00,353*	0.25
	Total	99,456**	17,84,49,410*	100.00

* paid-up/ listed share capital. Does not include 44,600 shares forfeited but not re-issued.

** Not clubbed PAN or folio number-wise.

Liquidity of equity shares -

The number of equity shares of the Company that were traded in BSE and NSE during 01.04.2021 to 31.03.2022 and the value thereof are given below:

Particulars	BSE	NSE	Total
Shares (nos. in lakh)	705.93	7,181.991	7,887.921
Value (in ₹ Lakh)	92,934.53	9,53,164.28	10,46,098.81

(xvi) Outstanding GDRs/ ADRs/ Warrants or any convertible instruments, conversion date and likely impact on equity share capital:

Not applicable as the Company has not issued any such instrument.

(xvii) Commodity price risks or foreign exchange risk and hedging activities:

Details of Commodity price risks or foreign exchange risk and hedging activities, is given in Note No. 36 to the standalone financial statements.

(xviii) Plant Locations:

The Company's plants vis-à-vis their locations are given division-wise below-

Sr. No.	Division	Location
1	Steel	Nanded, Maharashtra
2	Plastic Processing	Khadoli, Silvassa (Dadra & Nagar Haveli & Daman & Diu - UT),
		Dabhel, Daman (Dadra & Nagar Haveli & Daman & Diu - UT) – 2 units.
		Vasona, Silvassa ((Dadra & Nagar Haveli & Daman & Diu - UT)
3	Plastic Processing and PSF	Athal, Silvassa, ((Dadra & Nagar Haveli & Daman & Diu - UT)
4	Textile	Vasona, Silvassa, ((Dadra & Nagar Haveli & Daman & Diu - UT) & Sarigam, Valsad, Gujarat

(xix) Address for correspondence:

Investors' correspondence should be addressed to the Registrar & Share Transfer Agent of the Company as per details furnished at '(xii)' above.

The investors can also contact the Company through the designated e-mail address – cs2@jaicorpindia.com or by post – A-3, M.I.D.C. Industrial Area, Nanded – 431 603 or by phone – (022) 611 5300.

(xx) List of all credit ratings obtained by the entity along with any revisions thereto during the relevant financial year, for all debt instruments of such entity or any fixed deposit programme or any scheme or proposal of the listed entity involving mobilization of funds, whether in India or abroad:

The Company has not issued any debt instrument or any fixed deposit or any scheme or proposal involving mobilization of funds either in India or abroad hence credit rating was not obtained.

(xxi) Registration Details with the Registrar of Companies:

The Company is registered in the State of Maharashtra, India. It falls under the jurisdiction of the Registrar of Companies Maharashtra, Mumbai at 'Everest Building', #100, Marine Drive, Mumbai – 400 002.

The Corporate Identity Number (CIN) allotted to the Company by the Ministry of Corporate Affairs (MCA) – L17120MH1985PLC036500.

(xxii) Website of the Company:

Investors can visit the website of the Company at www.jaicorpindia.com for information.

18. Discretionary Requirements:**(a) The Board**

No expense was incurred by the Company for maintain of office of the non-executive Chairman.

(b) Shareholder Rights

Half-yearly declaration of financial performance including summary of the significant events in last six-months was not sent to the shareholders.

(c) Modified opinion(s) in audit report

There was no qualification in the standalone Audit Report for the year ended March 31st, 2022.

(d) Separate posts of Chairperson and the Managing Director or the Chief Executive Officer

The company has separate posts of Chairperson and MD/ CEO; the chairperson is:

- A non-executive director; and
- Not related to MD/CEO as per the definition of the term "relative" defined under the Companies Act, 2013.

(e) Reporting of Internal Auditor

The Internal Auditor reports directly to the Audit Committee.

19. Compliance with corporate governance requirements specified in regulation 17 to 27 and clauses (b) to (i) of sub-regulation (2) of Regulation 46 of Listing Regulations:

Particulars	Regulation Number	Compliance Status
Board composition	17(1)	Yes
Meeting of Board of directors	17(2)	Yes
Review of Compliance Reports	17(3)	Yes
Plans for orderly succession for appointments	17(4)	Yes
Code of Conduct	17(5)	Yes
Fees/ compensation	17(6)	Yes
Minimum Information	17(7)	Yes
Compliance Certificate	17(8)	Yes
Risk Assessment & Management	17(9)	Yes
Performance Evaluation of Independent Directors	17(10)	Yes
Composition of Audit Committee	18(1)	Yes
Meeting of Audit Committee	18(2)	Yes
Composition of Nomination & Remuneration Committee	19(1) & (2)	Yes
Composition of Stakeholder Relationship Committee	20(1) & (2)	Yes
Composition and role of Risk Management Committee	21(1), (2), (3), (4)	NA
Vigil Mechanism	22	Yes
Policy for related party transaction	23(1),(5),(6), (7) & (8)	Yes
Prior or omnibus approval of Audit Committee for all related party transactions	23(2), (3)	Yes
Approval for material related party transactions	23(4)	NA
Composition of Board of Directors of unlisted material subsidiary	24(1)	NA
Other Corporate Governance requirements with respect to subsidiary of listed entity	24(2), (3), (4), (5) & (6)	NA
Maximum directorship & tenure	25(1) & (2)	Yes
Meeting of independent directors	25(3) & (4)	Yes
Familiarization of independent directors	25(7)	Yes
Membership in Committees	26(1)	Yes
Affirmation with compliance to code of conduct from members of Board of Directors and Senior Management	26(3)	Yes
Disclosure of shareholding by Non-Executive Directors	26(4)	Yes
Policy with respect to obligations of directors and senior management	26(2) & 26(5)	Yes
Terms and conditions of appointment of independent directors	46(2)(b)	Yes
Composition of various committees of board of directors	46(2)(c)	Yes
Code of conduct of board of directors and senior management personnel	46(2)(d)	Yes
Details of establishment of vigil mechanism/ Whistle Blower Policy	46(2)(e)	Yes
Criteria for making payments to non-executive directors	46(2)(f)	Yes
Policy for dealing with related party transactions	46(2)(g)	Yes
Policy for determining 'material' subsidiaries	46(2)(h)	Yes
Details of familiarization programmes imparted to independent directors	46(2)(i)	Yes

20. Disclosures with respect to demat suspense account/ unclaimed suspense account

Particulars	Demat		Physical	
	Number of Shareholders	Number of equity shares	Number of Shareholders	Number of equity shares
Aggregate Number of shareholders and the outstanding shares in the suspense account lying as on 01.04. 2021.	27	16,880	-	-
Number of shareholders who approached the Company for transfer of shares and shares transferred from suspense account during the year.	-	-	-	-
Number of shareholders whose shares were transferred to the Investor Education and Protection Fund pursuant to the provisions of the Companies Act, 2013	-	-	-	-
Number of shareholders and aggregate number of shares transferred to the Unclaimed Suspense Account during the year.	-	-	-	-
Aggregate Number of shareholders and the outstanding shares in the suspense account lying as on 31.03. 2022.	27	16,880	-	-

The voting rights on the shares in the suspense account shall remain frozen till the rightful owners claim the shares.

21. Build-up of equity share capital:

Sr. No.	Particulars	Year of Event	No. of Equity Shares
1	Subscribers to the Memorandum	1985	70
2	Further Issue	-do-	1,99,930
3	Public Issue	-do-	3,00,000
4	Rights Issue	1987	3,00,000
5	Bonus Issue	1994	24,00,000
6	Public Issue	1994	11,00,000
7	Amalgamation of Sipta Coated Steels Limited and Comet Steels Limited with the Company.	1996	49,63,522
8	Cancellation of shares under the Scheme of Arrangement	2002	6,32,122
9	Share Split (1:10)	2007	8,63,14,000
10	Bonus shares (1:1 excluding shares forfeited but not cancelled or re-issued)	-do-	8,62,69,400
11	Preferential Offer	-do-	59,10,610

22. Transfer of Unclaimed and Unpaid Dividend Amount to Investor Education & Protection Fund:

During the year under review, ₹ 6,74,563/- amount was credited to the Investor Education and Protection Fund (IEPF) pursuant to Section 124 of the Companies Act, 2013 and the Investor Education and Protection Fund Authority (Accounting, Audit, Transfer and Refund) Rules, 2016.

DECLARATION OF CODE OF CONDUCT

Pursuant to the provisions of Clause D of Schedule V to the Securities and Exchange Board of India (Listing Obligations and Disclosure Requirements) Regulations, 2015, it is hereby declared that the members of the board of directors and senior management personnel have affirmed compliance with the Code of Conduct of board of directors and senior management of the Company.

Place: Mumbai,
Date: 25th May, 2022

Gaurav Jain
Managing Director and Chief Executive Officer
DIN 00077770

COMPLIANCE CERTIFICATE

[Regulation 17(8) of SEBI (LODR) Regulations, 2015]

Period Covered: 01-04-2021 to 31-03-2022

As required under Regulation 17(8) read with Part B of Schedule II to the Securities and Exchange Board of India (Listing Obligations and Disclosure Requirements) Regulations, 2015 we confirm as under:

- A. We have reviewed financial statements and the cash flow statement for the year and that to the best of our knowledge and belief:
- (1) these statements do not contain any materially untrue statement or omit any material fact or contain statements that might be misleading;
 - (2) these statements together present a true and fair view of the listed entity's affairs and are in compliance with existing accounting standards, applicable laws and regulations.
- B. There are, to the best of our knowledge and belief, no transactions entered into by the listed entity during the year which are fraudulent, illegal or violative of the listed entity's code of conduct.
- C. We accept responsibility for establishing and maintaining internal controls for financial reporting and that they have evaluated the effectiveness of internal control systems of the listed entity pertaining to financial reporting and they have disclosed to the auditors and the audit committee, deficiencies in the design or operation of such internal controls, if any, of which we are aware and the steps they have taken or propose to take to rectify these deficiencies.
- D. We have indicated to the auditors and the Audit committee
- (1) significant changes in internal control over financial reporting during the year;
 - (2) significant changes in accounting policies during the year and that the same have been disclosed in the notes to the financial statements; and
 - (3) instances of significant fraud of which we have become aware and the involvement therein, if any, of the management or an employee having a significant role in the listed entity's internal control system over financial reporting.

Place: Mumbai
Dated: 25-05-2022

(Gaurav Jain)
Managing Director and
Chief Executive Officer

(Pramod Kumar Jaiswal)
Chief Financial Officer

CERTIFICATE OF NON-DISQUALIFICATION OF DIRECTORS

(Pursuant to Regulation 34(3) and Schedule V Para C clause (10)(i) of the SEBI (Listing Obligations and Disclosure Requirements) Regulations, 2015)

To
The Members of
JAI CORP LIMITED
A-3, M.I.D.C. Indl. Area
Nanded 431603 Maharashtra

I have examined the relevant registers, records, forms, returns and disclosures received from the Directors of JAI CORP LIMITED having CIN L17120MH1985PLC036500 and having registered office at A-3, M.I.D.C. Indl. Area, Nanded 431603 (hereinafter referred to as 'the Company'), produced before me by the Company for the purpose of issuing this Certificate, in accordance with Regulation 34(3) read with Schedule V Para-C Sub clause 10(i) of the Securities Exchange Board of India (Listing Obligations and Disclosure Requirements) Regulations, 2015.

In my opinion and to the best of my information and according to the verifications (including Directors Identification Number (DIN) status at the portal www.mca.gov.in) as considered necessary and explanations furnished to me by the Company & its officers, I hereby certify that none of the Directors on the Board of the Company as stated below for the Financial Year ending on 31st March, 2022 have been debarred or disqualified from being appointed or continuing as Directors of companies by the Securities and Exchange Board of India, Ministry of Corporate Affairs or any such other Statutory Authority.

Sr. No.	Name of the Director	DIN	Date of Appointment in Company
1	Mr. Virendra Jain	00077662	31/12/1986
2	Mr. Gaurav Jain	00077770	12/03/2004
3	Mr. Anand Jain	00003514	24/09/2007
4	Ms. Priyanka Fadia	06702342	06/06/2019
5	Mr. Kaushik Deva	07017428	06/06/2019
6	Ms. Amita Jasani	08504650	13/08/2019
7	Ms. Shruti Shah	08337714	29/06/2020
8	Mr. Dinesh D. Paliwal	00524064	01/04/2021

Note : Mr. Vasudeo Pandit (DIN: 00460320) has resigned w.e.f. April 1, 2021

Ensuring the eligibility of for the continuity of every Director on the Board is the responsibility of the management of the Company. My responsibility is to express an opinion on these based on my verification. This certificate is neither an assurance as to the future viability of the Company nor of the efficiency or effectiveness with which the management has conducted the affairs of the Company.

for **SVP & ASSOCIATES**
Company Secretaries

SHRIDHAR PHADKE
CP No. 18622
FCS No. 7867
UDIN : F007867D000390381

Date: 25/05/2022
Place: Pune

AUDITORS' CERTIFICATE OF CORPORATE GOVERNANCE

To,
The Members,
Jai Corp Limited

1. The Corporate Governance Report prepared by Jai Corp Limited ("the Company"), contains details as stipulated in Regulations 17 to 27 and clauses (b) to (i) of regulation 46(2) and para C and D of Schedule V of Securities and Exchange Board of India (Listing Obligations and Disclosure Requirements) Regulations, 2015, as amended ("the Listing Regulations") with respect to Corporate Governance for the year ended 31st March, 2022. This certificate is required by the Company for annual submission to the Stock exchanges and to be sent to the shareholders of the Company.

MANAGEMENT'S RESPONSIBILITY

2. The preparation of the Corporate Governance Report is the responsibility of the Management of the Company including the preparation and maintenance of all relevant supporting records and documents. This responsibility also includes the design, implementation and maintenance of internal control relevant to the preparation and presentation of the Corporate Governance Report.
3. The Management along with the Board of Directors are also responsible for ensuring that the Company complies with the conditions of Corporate Governance as stipulated in the Listing Regulations, issued by the Securities and Exchange Board of India.

AUDITOR'S RESPONSIBILITY

4. Our responsibility is to provide a reasonable assurance that the Company has complied with the specific requirement of the Listing Regulations referred to in paragraph 1 above.
5. We conducted our examination of the Corporate Governance Report in accordance with the Guidance Note on Reports or Certificates for Special Purposes and the Guidance Note on Certification of Corporate Governance, both issued by the Institute of Chartered Accountants of India ("ICAI"). The Guidance Note on Reports or Certificates for Special Purposes requires that we comply with the ethical requirements of the Code of Ethics issued by ICAI.
6. We have complied with the relevant applicable requirements of the Standard on Quality Control (SQC) 1, Quality Control for Firms that Perform Audits and Reviews of Historical Financial Information, and Other Assurance and Related Services Engagements.
7. The procedures selected depend on the auditors' judgement, including the assessment of the risks associated in compliance of the Corporate Governance Report with the applicable criteria. The procedure includes, but not limited to, verification of secretarial records and financial information of the Company and obtained necessary representations and declarations from directors including independent directors of the Company.
8. The procedures also include examining evidence supporting the particulars in the Corporate Governance Report on a test basis. Further, our scope of work under this Certificate did not involve us performing audit tests for the purposes of expressing an opinion on the fairness or accuracy of any of the financial information or the financial statements of the Company taken as a whole.

OPINION

9. Based on the procedures performed by us as referred in paragraph 7 and 8 above and according to the information and explanations given to us, we are of the opinion that the Company has complied with the

conditions of Corporate Governance as stipulated in the Listing Regulations, as applicable for the year ended 31st March, 2022, referred to in paragraph 1 above except in respect of Secretarial Audit Report due to the reasons mentioned in the note number 15 of the Corporate Governance Report.

OTHER MATTERS AND RESTRICTION ON USE

10. This Certificate is neither an assurance as to the future viability of the Company nor the efficiency or effectiveness with which the management has conducted the affairs of the Company.
11. This Certificate is addressed to and provided to the members of the Company solely for the purpose of enabling it to comply with its obligations under the Listing Regulations and should not be used by any other person or for any other purpose. Accordingly, we do not accept or assume any liability or any duty of care or for any other purpose or to any other party to whom it is shown or into whose hands it may come without our prior consent in writing. We have no responsibility to update this Certificate for events and circumstances occurring after the date of this Certificate.

For D T S & Associates LLP

Chartered Accountants

Firm Registration No: 142412W/W100595

Parimal Kumar Jha

Partner

Membership No: 124262

UDIN: 22124262AJPVGH4474

Place: Mumbai

Date: 25th May, 2022

INDEPENDENT AUDITOR’S REPORT

To the Members of Jai Corp Limited

Report on the Audit of the Standalone Financial Statements

Opinion

We have audited the accompanying Standalone financial statements of **Jai Corp Limited** (“the Company”), which comprise the Balance Sheet as at 31st March, 2022, the Statement of Profit and Loss including Other Comprehensive Income, Statement of Changes in Equity and the Cash Flow Statement for the year then ended, and the notes to the Standalone financial statements including a summary of significant accounting policies and other explanatory information (hereinafter referred to as “financial statements”).

In our opinion and to the best of our information and according to the explanations given to us, the aforesaid Standalone financial statements give the information required by the Companies Act, 2013 (“the Act”) in the manner so required and give a true and fair view in conformity with the Indian Accounting Standards prescribed under section 133 of the Act read with the Companies (Indian Accounting Standards) Rules, 2015, as amended and other accounting principles generally accepted in India, of the state of affairs of the Company as at 31st March, 2022, and its profit, total comprehensive income, changes in equity and its cash flows for the year ended on that date.

Basis for Opinion

We conducted our audit in accordance with the Standards on Auditing specified under section 143(10) of the Act (SAs). Our responsibilities under those Standards are further described in the Auditor’s Responsibility for the Audit of the Standalone Financial Statements section of our report. We are independent of the Company in accordance with the Code of Ethics issued by the Institute of Chartered Accountants of India (ICAI) together with the ethical requirements that are relevant to our audit of the Standalone financial statements under the provisions of the Act and the Rules made thereunder, and we have fulfilled our other ethical responsibilities in accordance with these requirements and the ICAI’s Code of Ethics. We believe that the audit evidence obtained by us is sufficient and appropriate to provide a basis for our audit opinion.

Key Audit Matters

Key audit matters are those matters that, in our professional judgment, were of most significance in our audit of the Standalone financial statements of the current year. These matters were addressed in the context of our audit of the Standalone financial statements as a whole, and in forming our opinion thereon, and we do not provide a separate opinion on these matters. We have determined the matter described below to be the key audit matters to be communicated in our report.

Key Audit Matters	Auditors’ response
<ul style="list-style-type: none"> Inventories As of 31st March, 2022, inventories appear on the standalone financial statements for an amount of ₹ 8352.13 Lakh, which constitutes 43% of the total current assets. As indicated in Note no. 1(h) to the standalone financial statements, inventories are valued at the lower of cost and net realizable value: The Company may recognize an inventory allowance if inventory items are damaged, if the selling price has declined, or if the estimated costs to completion or to be incurred to make the sale have increased. We focused on this matter because of the: <ul style="list-style-type: none"> Significance of the inventory balance. Complexity involved in determining inventory quantities on hand due to the number, location and diversity of inventory storage locations. Valuation procedure including of obsolete 	<p>Our audit procedures included the following:</p> <ul style="list-style-type: none"> Reviewing the Company’s process and procedures for physical verification of inventories. Assessing the methods used to value inventories and ensuring ourselves of the consistency of accounting methods. Reviewing of the reported acquisition cost on a sample basis. Analyzing of the Company’s assessment of net realizable value, as well as reviewing of assumptions and calculations for stock obsolescence. Assessing of appropriateness of disclosures provided in the standalone financial statements.

Information Other than the Financial Statements and Auditor’s Report Thereon

The Company’s Board of Directors is responsible for the other information. The other information comprises the information included in the Board of Director’s report for the year ended 31st March, 2022, but does not include the Standalone financial statements and our auditor’s report thereon.

Our opinion on the Standalone financial statements does not cover the other information and we do not express any form of assurance conclusion thereon.

In connection with our audit of the Standalone financial statements, our responsibility is to read the other information and, in doing so, consider whether the other information is materially inconsistent with the Standalone financial statements or our knowledge obtained during the course of our audit or otherwise appears to be materially misstated.

When we read the above other information If we conclude that there is a material misstatement therein, we are required to communicate the matter to those charged with governance.

Responsibilities of Management and Those Charged with Governance for the Standalone Financial Statements

The Company's Board of Directors is responsible for the matters stated in section 134(5) of the Act with respect to the preparation of these Standalone financial statements that give a true and fair view of the financial position, financial performance including other comprehensive income, cash flows and changes in equity of the Company in accordance with accounting principles generally accepted in India including the Indian Accounting Standards specified under section 133 of the Act. This responsibility also includes maintenance of adequate accounting records in accordance with the provisions of the Act for safeguarding the assets of the Company and for preventing and detecting frauds and other irregularities; selection and application of appropriate accounting policies; making judgments and estimates that are reasonable and prudent; and design, implementation and maintenance of adequate internal financial controls, that were operating effectively for ensuring the accuracy and completeness of the accounting records, relevant to the preparation and presentation of the Standalone financial statements that give a true and fair view and are free from material misstatement, whether due to fraud or error.

In preparing the Standalone financial statements, management is responsible for assessing the Company's ability to continue as a going concern, disclosing, as applicable, matters related to going concern and using the going concern basis of accounting unless management either intends to liquidate the Company or to cease operations, or has no realistic alternative but to do so.

Those Board of Directors are also responsible for overseeing the Company's financial reporting process.

Auditor's Responsibility for the Audit of the Standalone Financial Statements

Our objectives are to obtain reasonable assurance about whether the Standalone financial statements as a whole are free from material misstatement, whether due to fraud or error, and to issue an auditor's report that includes our opinion. Reasonable assurance

is a high level of assurance, but is not a guarantee that an audit conducted in accordance with SAs will always detect a material misstatement when it exists. Misstatements can arise from fraud or error and are considered material if, individually or in the aggregate, they could reasonably be expected to influence the economic decisions of users taken on the basis of these Standalone financial statements.

As part of an audit in accordance with SAs, we exercise professional judgment and maintain professional skepticism throughout the audit. We also:

- Identify and assess the risks of material misstatement of the Standalone financial statements, whether due to fraud or error, design and perform audit procedures responsive to those risks, and obtain audit evidence that is sufficient and appropriate to provide a basis for our opinion. The risk of not detecting a material misstatement resulting from fraud is higher than for one resulting from error, as fraud may involve collusion, forgery, intentional omissions, misrepresentations, or the override of internal control.
- Obtain an understanding of internal financial control relevant to the audit in order to design audit procedures that are appropriate in the circumstances. Under section 143(3)(i) of the Act, we are also responsible for expressing our opinion on whether the Company has adequate internal financial controls system in place and the operating effectiveness of such controls.
- Evaluate the appropriateness of accounting policies used and the reasonableness of accounting estimates and related disclosures made by the management.
- Conclude on the appropriateness of management's use of the going concern basis of accounting and, based on the audit evidence obtained, whether a material uncertainty exists related to events or conditions that may cast significant doubt on the Company's ability to continue as a going concern. If we conclude that a material uncertainty exists, we are required to draw attention in our auditor's report to the related disclosures in the financial statements or, if such disclosures are inadequate, to modify our opinion. Our conclusions are based on the audit evidence obtained up to the date of our auditor's report. However, future events or conditions may cause the Company to cease to continue as a going concern.
- Evaluate the overall presentation, structure and content of the Standalone financial statements, including the disclosures, and whether the Standalone financial statements represent the underlying transactions and events in a manner that achieves fair presentation.

We communicate with those charged with governance regarding, among other matters, the planned scope and timing of the audit and significant audit findings,

including any significant deficiencies in internal control that we identify during our audit.

We also provide those charged with governance with a statement that we have complied with relevant ethical requirements regarding independence, and to communicate with them all relationships and other matters that may reasonably be thought to bear on our independence, and where applicable, related safeguards.

From the matters communicated with those charged with governance, we determine those matters that were of most significance in the audit of the Standalone financial statements of the current period and are therefore the key audit matters. We describe these matters in our auditor's report unless law or regulation precludes public disclosure about the matter or when, in extremely rare circumstances, we determine that a matter should not be communicated in our report because the adverse consequences of doing so would reasonably be expected to outweigh the public interest benefits of such communication.

Report on Other Legal and Regulatory Requirements

1. As required by the Companies (Auditor's Report) Order, 2020 ("the Order") issued by the Central Government in terms of Section 143(11) of the Act, we give in "Annexure A" a statement on the matters specified in paragraphs 3 and 4 of the Order.
2. As required by Section 143(3) of the Act, we report that:
 - a. We have sought and obtained all the information and explanations which to the best of our knowledge and belief were necessary for the purposes of our audit.
 - b. In our opinion, proper books of account as required by law have been kept by the Company so far as it appears from our examination of those books.
 - c. The Balance Sheet, the Statement of Profit and Loss including Other Comprehensive Income, the Cash Flow Statement and Statement of Changes in Equity dealt with by this Report are in agreement with the relevant books of account.
 - d. In our opinion, the aforesaid Standalone financial statements comply with the Indian Accounting Standards specified under Section 133 of the Act, read with Rule 7 of the Companies (Accounts) Rule, 2014.
 - e. On the basis of the written representations received from the directors as on 31st March, 2022 taken on record by the Board of Directors, none of the directors is disqualified as on 31st March, 2022 from being appointed as a director in terms of Section 164(2) of the Act.
- f. With respect to the adequacy of the internal financial controls with reference to Standalone financial statements of the Company and the operating effectiveness of such controls, refer to our separate Report in "Annexure B".
- g. With respect to the other matters to be included in the Auditor's Report in accordance with the requirements of section 197(16) of the Act, as amended, In our opinion and to the best of our information and according to the explanations given to us, the remuneration paid by the Company to its directors during the year is in accordance with the provisions of section 197 of the Act.
- h. With respect to the other matters to be included in the Auditor's Report in accordance with Rule 11 of the Companies (Audit and Auditors) Rules, 2014, in our opinion and to the best of our information and according to the explanations given to us:
 - i. The Company has disclosed the impact of pending litigations on its financial position in its financial statements as referred to in Note 41 to the Standalone financial statements;
 - ii. The Company has made provision, as required under the applicable law or accounting standards, for material foreseeable losses, if any, on long-term contracts including derivative contracts.
 - iii. There has been no delay in transferring amounts, required to be transferred to the Investor Education and Protection Fund by the Company.
 - iv. (a) The Management has represented that, to the best of its knowledge and belief, as disclosed in the notes to the financial statements no funds have been advanced or loaned or invested (either from borrowed funds or share premium or any other sources or kind of funds) by the Company to or in any other persons or entities, including foreign entities ("Intermediaries"), with the understanding, whether recorded in writing or otherwise, that the Intermediary shall, whether directly or indirectly lend or invest in other persons or entities identified in any manner whatsoever by or on behalf of the Company ("Ultimate Beneficiaries") or provide any guarantee, security or the like on behalf of the Ultimate Beneficiaries;
 - (b) The Management has represented that, to the best of its knowledge and belief, as disclosed in the notes

to the financial statements, no funds have been received by the Company from any person(s) or entity(ies), including foreign entities (“Funding Parties”), with the understanding, whether recorded in writing or otherwise, that the Company shall, whether, directly or indirectly, lend or invest in other persons or entities identified in any manner whatsoever by or on behalf of the Funding Party (“Ultimate Beneficiaries”) or provide any guarantee, security or the like on behalf of the Ultimate Beneficiaries.

- (c) Based on the audit procedures performed that have been considered reasonable and appropriate in the circumstances, nothing has come to our notice that caused us to believe that the representations under sub-

clause (i) and (ii) of Rule 11(e), as provided under (a) and (b) above, contain any material misstatement.

- v. Dividend paid by the Company during the for the previous year is in accordance with Section 123 of the Act to the Extent it applies to payment of Dividend

For D T S & Associates LLP
Chartered Accountants
(Firm’s Registration No. 142412W/W100595)

Parimal Kumar Jha
Partner
Membership No. 124262
UDIN: 22124262AJOVXX5130

Place : Mumbai
Date : 25th May, 2022

ANNEXURE “A” TO THE INDEPENDENT AUDITORS’ REPORT

(Referred to in paragraph 1, under ‘Report on Other Legal and Regulatory Requirements’ section of our Report of even date to the members of Jai Corp Limited on the financial statements for the year ended 31st March, 2022)

In terms of the information and explanations sought by us and given by the Company and the books of account and records examined by us in the normal course of audit and to the best of our knowledge and belief, we state that

- i. a) A. The Company has maintained proper records showing full particulars including quantitative details and situation of Property, Plant and Equipment.
B. The Company has maintained proper records showing full particulars of intangible assets.
- b) As explained to us, all the fixed assets have been physically verified by the management in a phased periodical manner, which in our opinion is reasonable, having regard to the size of the Company and nature of its assets. No material discrepancies were noticed on such physical verification.
- c) Based on the examination of the registered sale deed / transfer deed / conveyance deed provided to us, we report that, the title deeds, of all the immovable properties (other than immovable properties where the Company is the lessee and the lease agreements are duly executed in favour of the Company) disclosed in the financial statements included in property, plant and equipment are held in the name of the Company as at the balance sheet date except the following

Particulars	Actual Cost as at 31 st March 2022 (₹ In Lakh)	Net Block as at 31 st March 2022 (₹ In Lakh)	Remarks
Buildings (No. of Buildings: 2)	2.21	1.59	Out of ₹ 2.21 Lakh, the title deeds of ₹ 2.06 Lakh are in the name of erstwhile companies that merged with the Company under Section 391 to 394 of the Companies Act, 1956 pursuant to Schemes of Amalgamation and Arrangement as Approved by the high Court.

- d) The Company has not revalued any of its property, plant and equipment and intangible assets during the year. working capital facility from banks or financial institutions and hence reporting under clause (ii) (b) of the Order is not applicable.
- e) No proceedings have been initiated during the year or are pending against the Company as at 31 March 2022 for holding any benami property under the Benami Transactions (Prohibition) Act, 1988 (as amended in 2016) and rules made thereunder.
- ii. In respect of its inventories:
 - a) As explained to us, inventories except goods in transit have been physically verified during the year by the management. In our opinion the frequency of verification is reasonable. Discrepancies noticed on physical verification of the inventories between the physical inventories and book records were not material, having regard to the size of the operations of the Company, and the same have been properly dealt with.
 - b) According to the information and explanations given to us, at any point of time of the year, the Company has not been sanctioned any
 - iii. During the year the Company has not provided any guarantee or security, and granted any loans or advances in the nature of loans, secured or unsecured, to companies, firms, Limited Liability Partnerships or any other parties. In view thereof, reporting under clause 3(iii) (a), (c), (d), (e) and (f) of the Order is not applicable. During the year the Company has made investments which, in our opinion, prima facie, are not prejudicial to the Company’s interest.
 - iv. According to information and explanation given to us, during the year, the Company has not granted any loans, made investments or provided guarantees or securities that are covered under the provisions of sections 185 or 186 of the Companies Act, 2013, and hence reporting under clause (iv) of the Order is not applicable.
 - v. The Company has not accepted any deposit or amounts which are deemed to be deposits. Hence, reporting under clause (v) of the Order is not applicable.

- vi. The maintenance of cost records has been specified by the Central Government under section 148(1) of the Companies Act, 2013. We have broadly reviewed the books of account maintained by the Company pursuant to the Companies (Cost Records and Audit) Rules, 2014, as amended, prescribed by the Central Government for maintenance of cost records under Section 148(1) of the Companies Act, 2013, and are of the opinion that, prima facie, the prescribed cost records have been made and maintained by the Company. We have, however, not made a detailed examination of the cost records with a view to determine whether they are accurate or complete.
- b) Details of Statutory dues referred to in sub-clause (a) above which have not been deposited as on March 31, 2022 on account of disputes are given below:

Name of the Statute	Nature of the Dues	Amount (₹ in Lakh)	Period to which the amount relates	Forum where dispute is pending	Remarks if any
Income-tax Act, 1961	Income Tax	1358.44	AY 2009-10 to AY 2013-14	High Court	Income-tax Act, 1961
		2224.32	AY 2011-12, AY 2013-14 to AY 2017-18	Dy. Commissioner of Income Tax	
		-	AY 2016-17	Commissioner of Income Tax (Appeal)	
Central Excise Act, 1944	Excise Duty	-	2004-05 to 2006-07	Assistant Commissioner	
Total		1384.72			

- viii. There were no transactions relating to previously unrecorded income that were surrendered or disclosed as income in the tax assessments under the Income Tax Act, 1961 (43 of 1961) during the year.
- ix. a) In our opinion, the Company has not defaulted in the repayment of loans or other borrowings or in the payment of interest thereon to any lender during the year.
- b) The Company has not been declared wilful defaulter by any bank or financial institutions or government or any government authority.
- c) To the best of our knowledge and belief, in our opinion, no term loans are availed by the Company therefore reporting under this clause is not applicable.
- d) On an overall examination of the financial statements of the Company, there are no funds raised by the Company on short-term basis, therefore reporting under this clause is not applicable.
- e) The Company has not made any investment in or given any new loan or advances to any of its subsidiaries during the year and hence, reporting under clause (ix)(e) of the Order is not applicable.
- vii. According to the information and explanations given to us, in respect of statutory dues:
- a) The Company has generally been regular in depositing undisputed statutory dues, including Provident Fund, Employees' State Insurance, Income-tax, Goods and Services Tax, Customs Duty, Cess and other material statutory dues applicable to it to the appropriate authorities as applicable during the year. According to the information and explanations given to us, no undisputed amounts payable in respect of such statutory dues were outstanding as at 31st March, 2022 for a period of more than six months from the date they became payable.
- f) The Company has not raised loans during the year on the pledge of securities held in its subsidiaries.
- x. a) The Company has not raised moneys by way of initial public offer or further public offer (including debt instruments) during the year and hence reporting under clause (x)(a) of the Order is not applicable.
- b) During the year the Company has not made any of the preferential allotment or private placement of shares or convertible debentures (fully or partly or optionally) and hence reporting under clause (x)(b) of the Order is not applicable to the Company.
- xi. a) To the best of our knowledge, no fraud by the Company and no material fraud on the Company has been noticed or reported during the year.
- b) To the best of our knowledge, no report under sub-section (12) of section 143 of the Companies Act has been filed in Form ADT-4 as prescribed under rule 13 of Companies (Audit and Auditors) Rules, 2014 with the Central Government, during the year and upto the date of this report.
- c) As represented to us by the Management, there were no whistle blower complaints

received by the Company during the year and upto the date of this report.

- xii. The Company is not a Nidhi Company and hence reporting under clause (xii) of the Order is not applicable.
- xiii. In our opinion, the Company is in compliance with Section 177 and 188 of the Companies Act, where applicable, for all transactions with the related parties and the details of related party transactions have been disclosed in the financial statements etc. as required by the applicable accounting standards.
- xiv. a) In our opinion the Company has an adequate internal audit system commensurate with the size and the nature of its business.
b) We have considered, the internal audit reports issued to the Company during the year.
- xv. In our opinion during the year, the Company has not entered into any non-cash transactions with its directors or persons connected with its directors and hence provisions of section 192 of the Companies Act, 2013 are not applicable to the Company.
- xvi. The Company is not required to be registered under section 45-IA of the Reserve Bank of India Act, 1934. Hence reporting under clause (xvi)(a), (b) and (c) of the Order is not applicable.
d) The Group does not have any Core Investment Company (CIC) as part of the Group as per the definition of Group contained in the Core Investment Companies (Reserve Bank) Directions, 2016 and hence the reporting under clause (xvi)(d) of the Order is not applicable.
- xvii. The Company has not incurred cash losses during the financial year covered by our audit and the immediately preceding financial year.
- xviii. There has been no resignation of the statutory auditors of the Company during the year.
- xix. On the basis of the financial ratios, ageing and expected dates of realization of financial assets and payment of financial liabilities, other information accompanying the Standalone financial statements and our knowledge of the Board of

Directors and Management plans and based on our examination of the evidence supporting the assumptions, nothing has come to our attention, which causes us to believe that any material uncertainty exists as on the date of the audit report indicating that Company is not capable of meeting its liabilities existing at the date of balance sheet as and when they fall due within a period of one year from the balance sheet date. We, however, state that this is not an assurance as to the future viability of the Company. We further state that our reporting is based on the facts up to the date of the audit report and we neither give any guarantee nor any assurance that all liabilities falling due within a period of one year from the balance sheet date, will get discharged by the Company as and when they fall due.

- xx. The Company has fully spent the required amount towards Corporate Social Responsibility (CSR) and there are no unspent CSR amount for the year requiring a transfer to a Fund specified in Schedule VII to the Companies Act or special account in compliance with the provision of sub-section (6) of section 135 of the said Act. Accordingly, reporting under clause (xx) of the Order is not applicable for the year.

For D T S & Associates LLP
Chartered Accountants
(Firm's Registration No. 142412W/W100595)

Parimal Kumar Jha
Partner
Membership No. 124262
UDIN: 22124262AJOVXX5130

Place : Mumbai
Date : 25th May, 2022

ANNEXURE “B” TO THE INDEPENDENT AUDITOR’S REPORT

(Referred to in paragraph 2(f) under ‘Report on Other Legal and Regulatory Requirements’ section of our Report of even date to the members of Jai Corp Limited on the Standalone financial statements for the year ended 31st March, 2022)

Report on the Internal Financial Controls with reference to Standalone Financial Statements under Clause (i) of Sub-section 3 of Section 143 of the Companies Act, 2013 (“the Act”)

We have audited the internal financial controls with reference to Standalone financial statements of Jai Corp Limited (“the Company”) as of 31st March 2022 in conjunction with our audit of the financial statements of the Company for the year ended on that date.

Management’s Responsibility for Internal Financial Controls

The Company’s management is responsible for establishing and maintaining internal financial controls based on the internal control with reference to financial statements criteria established by the Company considering the essential components of internal control stated in the Guidance Note on Audit of Internal Financial Controls with reference to financial statements issued by the Institute of Chartered Accountants of India (the “Guidance Note”). These responsibilities include the design, implementation and maintenance of adequate internal financial controls that were operating effectively for ensuring the orderly and efficient conduct of its business, including adherence to respective company’s policies, the safeguarding of its assets, the prevention and detection of frauds and errors, the accuracy and completeness of the accounting records, and the timely preparation of reliable financial information, as required under the Companies Act, 2013.

Auditor’s Responsibility

Our responsibility is to express an opinion on the Company’s internal financial controls with reference to Standalone financial statements based on our audit. We conducted our audit in accordance with the Guidance Note and the Standards on Auditing prescribed under Section 143(10) of the Companies Act, 2013, to the extent applicable to an audit of internal financial controls. Those Standards and the Guidance Note require that we comply with ethical requirements and plan and perform the audit to obtain reasonable assurance about whether adequate internal financial controls with reference to these Standalone financial statement was established and maintained and if such controls operated effectively in all material respects.

Our audit involves performing procedures to obtain audit evidence about the adequacy of the internal financial controls system with reference to these Standalone financial statements and their operating effectiveness. Our audit of internal financial controls with reference to these Standalone financial statements included obtaining an understanding of internal financial controls with reference to financial statements, assessing the risk that a material weakness exists, and testing and evaluating the design and operating effectiveness of internal control based on the assessed risk. The procedures selected depend on the auditor’s judgement, including the assessment of the risks of material misstatement of the financial statements, whether due to fraud or error.

We believe that the audit evidence we have obtained is sufficient and appropriate to provide a basis for our audit opinion on the Company’s internal financial controls system with reference to these Standalone financial statements.

Meaning of Internal Financial Controls with reference to these Standalone Financial Statements

A Company’s internal financial control with reference to these Standalone financial statements is a process designed to provide reasonable assurance regarding the reliability of financial reporting and the preparation of financial statements for external purposes in accordance with generally accepted accounting principles. A Company’s internal financial control with reference to these Standalone financial statements includes those policies and procedures that (1) pertain to the maintenance of records that, in reasonable detail, accurately and fairly reflect the transactions and dispositions of the assets of the Company; (2) provide reasonable assurance that transactions are recorded as necessary to permit preparation of these Standalone financial statements in accordance with generally accepted accounting principles, and that receipts and expenditures of the Company are being made only in accordance with authorisations of management and directors of the Company; and (3) provide reasonable assurance regarding prevention or timely detection of unauthorised acquisition, use, or disposition of the Company’s assets that could have a material effect on the financial statements.

Inherent Limitations of Internal Financial Controls with reference to these Standalone Financial Statements

Because of the inherent limitations of internal financial controls with reference to these Standalone financial statements, including the possibility of collusion or

improper management override of controls, material misstatements due to error or fraud may occur and not be detected. Also, projections of any evaluation of the internal financial controls with reference to these Standalone financial statements to future periods are subject to the risk that the internal financial control with reference to these Standalone financial statements may become inadequate because of changes in conditions, or that the degree of compliance with the policies or procedures may deteriorate.

Opinion

In our opinion, to the best of our information and according to the explanations given to us, the Company has, in all material respects, an adequate internal financial controls system with reference to these Standalone financial statements and such internal financial controls with reference to these Standalone financial statements were operating effectively as at

31st March, 2022, based on the criteria for internal financial control with reference to financial statements established by the Company considering the essential components of internal control stated in the Guidance Note on Audit of Internal Financial Controls with reference to Financial Statements issued by the Institute of Chartered Accountants of India.

For D T S & Associates LLP
Chartered Accountants
(Firm's Registration No. 142412W/W100595)

Parimal Kumar Jha
Partner
Membership No. 124262
UDIN: 22124262AJOVXX5130

Place : Mumbai
Date : 25th May, 2022

BALANCE SHEET AS AT 31ST MARCH, 2022

Particulars	Note	(₹ In Lakh)	
		As at 31 st March, 2022	As at 31 st March, 2021
I. ASSETS			
1 Non-current assets			
(a) Property, plant and equipment	2	11,114.01	11,645.74
(b) Capital work-in-progress	2	39.00	64.50
(c) Investment properties	3	1,857.03	1,920.06
(d) Other Intangible assets	4	4.43	4.02
(e) Financial assets			
(i) Investments	5	94,499.64	95,856.51
(ii) Loans	6	10.55	-
(iii) Other Non-current financial assets	7	366.75	364.57
(f) Non-current tax assets (Net)	8	938.89	917.26
(g) Other Non-current assets	9	11,321.14	11,389.67
2 Current assets			
(a) Inventories	10	8,352.13	10,101.67
(b) Financial assets			
(i) Investments	11	2,217.95	-
(ii) Trade receivables	12	6,285.43	5,893.02
(iii) Cash and Cash Equivalents	13	629.32	1,007.47
(iv) Bank Balances other than (iii) above	14	42.87	347.28
(v) Loans	15	3.42	-
(vi) Other current financial assets	16	147.17	449.02
(c) Other current assets	17	1,054.75	1,620.14
(d) Assets classified as held for sale	18	539.15	1,156.60
TOTAL ASSETS		139,423.63	142,737.53
II. EQUITY AND LIABILITIES			
Equity			
(a) Equity share capital	19(a)	1,784.71	1,784.71
(b) Other equity	19(b)	133,239.92	128,224.00
Liabilities			
1 Non-current liabilities			
(a) Financial liabilities			
(i) Borrowings	20	-	-
(b) Deferred tax liabilities (Net)	21	1,672.57	1,711.24
2 Current liabilities			
(a) Financial liabilities			
(i) Borrowings	22	-	9,186.94
(ii) Trade payables	23	-	18.08
(a) Total Outstanding dues of Micro and Small Enterprises		-	18.08
(b) Total Outstanding dues of creditors other than Micro and Small Enterprises		657.72	395.41
(iii) Other financial liabilities	24	1,129.61	1,154.31
(b) Other current liabilities	25	848.42	151.30
(c) Provisions	26	90.68	111.54
TOTAL EQUITY AND LIABILITIES		139,423.63	142,737.53
Significant accounting policies			
See accompanying Notes to the Standalone financial statements			
		1	
		1 - 50	

As per our report of even date

For and on behalf of the Board of Directors

For D T S & Associates LLP

Chartered Accountants

(Firm Registration No. 142412W/W100595)

Gaurav Jain
Managing Director
(DIN 00077770)

Dinesh Paliwal
Director (Works)
(DIN 00524064)

Parimal Kumar Jha

Partner

Membership No. 124262

Pramod Jaiswal
Chief Financial Officer

A. Datta
Company Secretary

Place : Mumbai

Date : 25th May, 2022

STATEMENT OF PROFIT AND LOSS FOR THE YEAR ENDED 31ST MARCH, 2022

		(₹ In Lakh)	
Particulars	Note	For the year ended 31 st March, 2022	For the year ended 31 st March, 2021
I. Revenue From Operations	27	71,613.94	46,894.38
II. Other Income	28	497.39	9,299.87
III. Total Income (I + II)		72,111.33	56,194.25
IV. Expenses:			
Cost of Materials Consumed	29	53,220.74	32,123.62
Purchase of Stock-in-Trade		216.99	107.74
Changes in Inventories of Finished Goods, Work-in-progress and Stock-in-Trade	30	(264.27)	(1,549.94)
Employee Benefits Expense	31	4,452.51	4,316.77
Finance Costs	32	335.01	1,563.23
Depreciation and Amortization Expense		957.29	1,056.47
Other Expenses	33	6,418.66	6,068.39
Total Expenses		65,336.93	43,686.28
V. Profit before tax from Continuing Operations (III-IV)		6,774.40	12,507.97
VI. Tax Expense:	34		
(i) Current Tax		1,621.59	3,399.57
(ii) Deferred Tax (Credit)		(168.69)	(456.31)
(iii) Income Tax of Earlier Years		-	(27.08)
		1,452.90	2,916.18
VII. Profit from Continuing Operations (V-VI)		5,321.50	9,591.79
VIII. Profit / (Loss) before tax from Discontinuing Operations		131.38	292.97
Tax Expense of Discontinuing Operations		32.32	22.84
Profit/(Loss) from Discontinuing Operations		99.06	270.13
IX. Profit for the Year (VII + VIII)		5,420.56	9,861.92
X. Other Comprehensive Income			
A. (i) Items that will not be reclassified to profit or loss	35	47.37	(64.88)
(ii) Income tax effect on above		(10.15)	(18.12)
		37.22	(83.00)
B. (i) Items that will be reclassified to profit or loss		-	-
(ii) Income tax relating to items that will not be reclassified to profit or loss		-	-
XI. Total Comprehensive Income for the year (IX+X) (Comprising Profit/(Loss) and Other Comprehensive Income for the year)		5,457.78	9,778.92
XII. Earnings per Equity Share:	44		
Basic & Diluted from Continuing Operations (in ₹)		2.98	5.37
Basic & Diluted from Discontinuing Operations (in ₹)		0.06	0.15
Basic & Diluted from Continuing and Discontinuing Operations (in ₹)		3.04	5.52
Face Value per Share (in ₹)		1.00	1.00
Significant Accounting Policies	1		
See accompanying Notes to the Standalone financial statements	1 - 50		

As per our report of even date

For and on behalf of the Board of Directors

For D T S & Associates LLP

Chartered Accountants

(Firm Registration No. 142412W/W100595)

Gaurav Jain
Managing Director
(DIN 00077770)

Dinesh Paliwal
Director (Works)
(DIN 00524064)

Parimal Kumar Jha
Partner
Membership No. 124262

Pramod Jaiswal
Chief Financial Officer

A. Datta
Company Secretary

Place : Mumbai

Date : 25th May, 2022

STATEMENT OF CHANGES IN EQUITY

Equity share capital	(₹ In Lakh)	
	Number of shares	Amount
As at 1 st April 2020	178,449,410	1,784.71
Changes during the year	-	-
As at 31 st March, 2021	178,449,410	1,784.71
Changes during the year	-	-
As at 31 st March, 2022	178,449,410	1,784.71

Other equity

Particulars	Reserves and surplus					Equity component of preference shares	FVOCI - equity instruments	Remeasurements of defined benefit plans	Total
	Capital reserve	Capital redemption reserve	Securities Premium	General reserve	Retained earnings				
Opening balance as at 1 st April 2020	92.17	136.02	43,348.95	19,826.40	35,328.40	24,648.93	(4,011.66)	193.02	119,562.23
Total comprehensive income for the year	-	-	-	-	9,861.92	-	-	-	9,861.92
Profit for the year	-	-	-	-	-	-	-	-	-
Other comprehensive income for the year	-	-	-	-	-	-	(136.89)	53.89	(83.00)
Transactions during the year	-	8.70	-	(8.70)	-	-	-	-	-
Transfer from general reserve on account of redemption of preference shares	-	-	-	-	-	-	-	-	-
Dividend Paid	-	-	-	(240.89)	-	(876.26)	-	-	(240.89)
Early Redemption of Preference Shares	-	-	-	-	-	-	-	-	(876.26)
Closing balance as at 31 st March, 2021	92.17	144.72	43,348.95	19,817.70	44,949.43	23,772.67	(4,148.55)	246.90	128,224.00

(₹ In Lakh)

STATEMENT OF CHANGES IN EQUITY

Other equity

Particulars	Reserves and surplus					Equity component of preference shares	FVOCI - equity instruments	Remeasurements of defined benefit plans	Total
	Capital reserve	Capital redemption reserve	Securities Premium	General reserve	Retained earnings				
Opening balance as at 1 st April 2021	92.17	144.72	43,348.95	19,817.70	44,949.43	23,772.67	(4,148.55)	246.90	128,224.00
Total comprehensive income for the year	-	-	-	-	5,420.56	-	-	-	5,420.56
Profit for the year	-	-	-	-	-	-	-	-	-
Other comprehensive income for the year	-	-	-	-	-	-	7.03	30.19	37.22
Transactions during the year	-	5.28	-	(5.28)	-	-	-	-	-
Transfer from general reserve on account of redemption of preference shares	-	5.28	-	(5.28)	-	-	-	-	-
Dividend Paid	-	-	-	-	(240.85)	-	-	-	(240.85)
Term Extension of Preference Shares (Net off tax)	-	-	-	-	-	239.67	-	-	239.67
Early Redemption of Preference Shares	-	-	-	-	-	(440.68)	-	-	(440.68)
Closing balance as at 31st March, 2022	92.17	150.00	43,348.95	19,812.42	50,129.14	23,571.66	(4,141.52)	277.09	133,239.92

For and on behalf of the Board of Directors

For D T S & Associates LLP
Chartered Accountants
(Firm Registration No. 142412W/W/100595)

Gaurav Jain
Managing Director
(DIN 00077770)

Dinesh Paliwal
Director (Works)
(DIN 00524064)

Parimal Kumar Jha
Partner
Membership No. 124262

Pramod Jaiswal
Chief Financial Officer

A. Datta
Company Secretary

Place : Mumbai
Date : 25th May, 2022

STANDALONE CASH FLOW STATEMENT FOR THE YEAR ENDED 31ST MARCH, 2022

(₹ In Lakh)

Particulars	For the year ended 31 st March, 2022	For the year ended 31 st March, 2021
A. CASH FLOW FROM OPERATING ACTIVITIES		
Net Profit before tax as per Statement of Profit and Loss (Continuing Operations)	6,774.40	12,507.97
Net Profit / (Loss) before tax as per Statement of Profit and Loss (Discontinuing Operations)	131.38	292.97
Adjusted for :		
Depreciation and Amortization Expense	964.44	1,133.78
Net (gain)/loss on foreign currency transaction	0.16	(6.16)
Sundry Balances Written Off (Net)	12.16	3.12
Bad Debts	19.64	162.75
(Profit)/Loss on sale/discarding of PPE (Net)	(406.38)	(9,163.06)
Gains on sales of Investments (Net)	(67.67)	(172.86)
Finance Costs	335.01	1,563.23
Interest Income	(5.64)	(328.08)
Prov. For Impairment of Investments	177.00	204.88
Fair value changes (net) on financial assets classified as fair value through profit and loss	(159.19)	234.74
Fair valuation of Employees Loan	0.64	-
	870.18	(6,367.66)
Operating Profit before Working Capital Changes	7,775.95	6,433.28
Adjusted for :		
Trade & Other Receivables	319.05	1,188.09
Inventories	1,749.54	(4,763.20)
Trade and Other Payables	971.10	41.90
Cash generated from operations	10,815.64	2,900.07
Direct taxes paid	(1,534.10)	(2,255.76)
Net Cash From Operating Activities	9,281.54	644.31
B. CASH FLOW FROM INVESTING ACTIVITIES		
Purchase of PPE	(389.41)	(808.62)
Sale of PPE	1,121.48	11,875.62
Purchase of Intangible Assets	(1.70)	-
Purchase of Investments		
- Subsidiaries	(54.50)	(217.00)
- Others	(61,877.80)	(43,780.55)
Reduction / Sale of Investments		
- Subsidiaries	1,125.50	67.25
- Others	59,997.61	48,493.73
Interest Income	4.54	16.66
Net Cash From Investing Activities	(74.28)	15,647.09

STANDALONE CASH FLOW STATEMENT FOR THE YEAR ENDED 31ST MARCH, 2021

(₹ In Lakh)

Particulars	For the year ended 31 st March, 2022	For the year ended 31 st March, 2021
C. CASH FLOW FROM FINANCING ACTIVITIES		
Redemption of Preference Shares	(9,643.16)	(15,436.83)
Fixed Deposits/Margin Money with Banks and Government Authorities (Net)	298.61	92.16
Dividend Paid	(240.85)	(240.89)
Net Cash (used in) Financing Activities	(9,585.41)	(15,585.56)
Net Increase in Cash and Cash Equivalents (A+B+C)	(378.15)	705.84
Opening Balance of Cash and Cash Equivalents	1,007.47	301.63
Effect of exchange rate on Cash and Cash Equivalents	-	(2.67)
Balance of Cash and Cash Equivalents	629.32	1,010.14
Closing balance of Cash and Cash Equivalents	629.32	1,007.47
Components of Cash and Cash Equivalents:		
Balances with Banks in Current Accounts	629.32	1,006.94
Cash on Hand	-	0.53

Notes:

Changes in Liabilities arising from financing activities on account of Non-Current (Including Current Maturities) and Current Borrowings :

(₹ In Lakh)

Particulars	31.03.2022	31.03.2021
Opening Balance of Liabilities arising from Financing Activities	9,186.94	22,316.25
Less : Changes from Cash Flow from financing Activities (Net)	(9,643.16)	(15,436.83)
Add : Changes on account of fair valuation	456.22	2,307.52
Closing Balance of Liabilities arising from Financing Activities	-	9,186.94

1. Bracket indicates cash outflow.
2. Previous year figures have been regrouped/rearranged wherever necessary.
3. The above statement of cash flow has been prepared under the "Indirect Method" as set out in Ind AS 7 on Statement of Cash Flow.

As per our report of even date

For and on behalf of the Board of Directors

For D T S & Associates LLP

Chartered Accountants

(Firm Registration No. 142412W/W100595)

Gaurav Jain
Managing Director
(DIN 00077770)

Dinesh Paliwal
Director (Works)
(DIN 00524064)

Parimal Kumar Jha
Partner
Membership No. 124262

Pramod Jaiswal
Chief Financial Officer

A. Datta
Company Secretary

Place : Mumbai

Date : 25th May, 2022

NOTES TO THE STANDALONE FINANCIAL STATEMENTS FOR THE YEAR ENDED 31ST MARCH, 2022

Company Information

Jai Corp Limited ('the Company') is a company limited by shares and is domiciled in India. The Company's registered office is at A-3, M.I.D.C. Industrial Area, Nanded - 431 603. These financial statements are the separate financial statements of the Company. The Company is primarily involved in manufacturing activities which produces Woven Sacks/Fabric, Jumbo Bags, PP Staple Fibre and Geotextiles, Spun Yarn and production, processing and trading of CR Coils/Sheets, GP/GC Coils/Sheets and HR Coils / Plates.

Basis of Preparation

The separate financial Statements have been prepared to comply in all material aspects with the Accounting Standards notified under Section 133 of Companies Act, 2013 as per Companies (Indian Accounting Standards (Ind AS)) Rules, 2015 and other relevant provisions of the Companies Act, 2013 and rules framed thereunder. The Financial Statements have been prepared under the historical cost convention and on accrual basis, except for certain financial assets and liabilities (including derivative instruments) measured at fair value; assets held for sale – measured at fair value less cost to sell and defined benefit plan assets measured at fair value.

1 Significant accounting policies

a Investment in subsidiaries and associates

Investments in subsidiaries and associates are accounted at cost in accordance with Ind AS 27 – Separate financial statements.

b Foreign currency translation

The functional currency of the Company is Indian national rupee (INR) which is also the presentation currency and all values are rounded to the nearest Lakh, except when otherwise indicated. All other currencies are accounted for as foreign currency.

Transactions denominated in foreign currencies are initially recorded at the exchange rate prevailing at the date of transaction.

Foreign currency monetary items are reported using the closing exchange rates. Non-monetary items that are measured in terms of historical cost in a foreign currency are translated using the exchange rates at the date of the initial transactions. Non-monetary items measured at fair value in a foreign currency are translated using the exchange rates at the date when the fair value is determined. The gain or loss arising on translation of non-monetary items measured at fair value is treated in line with the recognition of the gain or loss on the change in fair value of the item (i.e., translation differences on items whose fair value gain or loss is recognised in Other Comprehensive Income or profit or loss are also recognised in Other Comprehensive Income or profit or loss, respectively).

Any income or expense on account of exchange difference either on settlement or on translation is recognised in the Statement of Profit and Loss.

In case of an asset, expense or income where a non monetary advance is paid or received, the date of transaction is the date on which the advance was initially recognised. If there were multiple payments or receipts in advance, multiple dates of transactions are determined for each payment or receipt of advance consideration.

c Revenue recognition

The Company derives revenues primarily from sale of products comprising of Woven Sacks/Fabric, Jumbo Bags, PP Staple Fibre and Geotextiles, Spun Yarn and production, processing and trading of CR Coils/Sheets, GP/GC Coils/Sheets and HR Coils / Plates.

Revenue from contracts with customers is recognised when control of the goods or services are transferred to the customer at an amount that reflects the consideration entitled in exchange for those goods or services. Generally, control is transfer upon shipment of goods to the customer or when the goods is made available to the customer, provided transfer of title to the customer occurs and the Company has not retained any significant risks of ownership or future obligations with respect to the goods shipped.

Revenue from rendering of services is recognised over the time by measuring the progress towards complete satisfaction of performance obligations at the reporting period.

Revenue is measured at the amount of consideration which the Company expects to be entitled to in exchange for transferring distinct goods or services to a customer as specified in the contract, excluding amounts collected on behalf of third parties (for example taxes and duties collected on behalf of the government). Consideration is generally due upon satisfaction of performance obligations and a receivable is recognized

NOTES TO THE STANDALONE FINANCIAL STATEMENTS FOR THE YEAR ENDED 31ST MARCH, 2022

when it becomes unconditional.

The Company does not have any contracts where the period between the transfer of the promised goods or services to the customer and payment by the customer exceeds one year. As a consequence, it does not adjust any of the transaction prices for the time value of money.

Revenue is measured based on the transaction price, which is the consideration, adjusted for discounts and claims, if any, as specified in the contract with the customer. Revenue also excludes taxes collected from customers.

Contract balances

Trade receivables

A receivable represents the Company's right to an amount of consideration that is unconditional.

Contract liabilities

A contract liability is the obligation to transfer goods or services to a customer for which the Company has received consideration (or an amount of consideration is due) from the customer. If a customer pays consideration before the Company transfers goods or services to the customer, a contract liability is recognised when the payment is made. Contract liabilities are recognised as revenue when the Company performs under the contract.

Other Income

Export incentives other than advance licence are recognised at the time of exports and the benefit in respect of advance license received by the Company against exports made by it are recognised as and when goods are imported against them.

Interest Income

Interest income from a financial asset is recognised when it is probable that the economic benefits will flow to the Company and the amount of income can be measured reliably. Interest income is accrued on a time basis, by reference to the principal outstanding and at the effective interest rate applicable, which is the rate that exactly discounts estimated future cash receipts through the expected life of the financial asset to that asset's net carrying amount on initial recognition.

Dividend Income

Dividend Income is recognised when the right to receive the payment is established.

Commission and Job work Income

Commission and Job Work income are recognised on accrual basis in accordance with the terms of relevant agreement.

d Income taxes

The income tax expense or credit for the year is the tax payable on the current period's taxable income based on the applicable income tax rate adjusted by changes in deferred tax assets and liabilities attributable to temporary differences and to unused tax losses.

Deferred income tax is provided in full, using the balance sheet approach, on temporary differences arising between the tax bases of assets and liabilities and their carrying amounts in the financial statements. Deferred income tax is determined using tax rates (and laws) that have been enacted or substantially enacted by the end of the reporting period and are expected to apply when the related deferred income tax asset is realised or the deferred income tax liability is settled.

Deferred tax assets are recognised for all deductible temporary differences and unused tax losses only if it is probable that future taxable amounts will be available to utilise those temporary differences and losses.

Deferred tax assets and liabilities are offset when there is a legally enforceable right to offset current tax assets and liabilities and when the deferred tax balances relate to the same taxation authority. Current tax assets and tax liabilities are offset where the entity has a legally enforceable right to offset and intends either to settle on a net basis, or to realise the asset and settle the liability simultaneously.

Current and deferred tax is recognised in profit or loss, except to the extent that it relates to items recognised in other comprehensive income or directly in equity. In this case, the tax is also recognised in other comprehensive income or directly in equity, respectively.

NOTES TO THE STANDALONE FINANCIAL STATEMENTS FOR THE YEAR ENDED 31ST MARCH, 2022

e Government grants

Grants from the government are recognised at their fair value where there is a reasonable assurance that the grant will be received and the company will comply with all attached conditions.

Government grants relating to income are deferred and recognised in the profit or loss over the period necessary to match them with the costs that they are intended to compensate and presented within other income.

Government grants relating to the purchase of property, plant and equipment are included in non-current liabilities as deferred income and are credited to profit or loss on a straight-line basis over the expected lives of the related assets and presented within other income.

f Leases

As a lessee

The Company's lease asset classes primarily consist of leases for land and buildings. The Company assesses whether a contract contains a lease, at inception of a contract. A contract is, or contains, a lease if the contract conveys the right to control the use of an identified asset for a period of time in exchange for consideration. To assess whether a contract conveys the right to control the use of an identified asset, the Company assesses whether: (i) the contract involves the use of an identified asset (ii) the Company has substantially all of the economic benefits from use of the asset through the period of the lease and (iii) the Company has the right to direct the use of the asset.

At the date of commencement of the lease, the Company recognizes a right-of-use asset ("ROU") and a corresponding lease liability for all lease arrangements in which it is a lessee, except for leases with a term of twelve months or less (short-term leases) and low value leases. For these short-term and low value leases, the Company recognizes the lease payments as an operating expense on a straight-line basis over the term of the lease.

Certain lease arrangements includes the options to extend or terminate the lease before the end of the lease term. ROU assets and lease liabilities includes these options when it is reasonably certain that they will be exercised.

The right-of-use assets are initially recognized at cost, which comprises the initial amount of the lease liability adjusted for any lease payments made at or prior to the commencement date of the lease plus any initial direct costs less any lease incentives. They are subsequently measured at cost less accumulated depreciation and impairment losses.

Right-of-use assets are depreciated from the commencement date on a straight-line basis over the shorter of the lease term and useful life of the underlying asset. Right of use assets are evaluated for recoverability whenever events or changes in circumstances indicate that their carrying amounts may not be recoverable. For the purpose of impairment testing, the recoverable amount (i.e. the higher of the fair value less cost to sell and the value-in-use) is determined on an individual asset basis unless the asset does not generate cash flows that are largely independent of those from other assets. In such cases, the recoverable amount is determined for the Cash Generating Unit (CGU) to which the asset belongs.

The lease liability is initially measured at amortized cost at the present value of the future lease payments. The lease payments are discounted using the interest rate implicit in the lease or, if not readily determinable, using the incremental borrowing rates in the country of domicile of these leases. Lease liabilities are remeasured with a corresponding adjustment to the related right of use asset if the Company changes its assessment if whether it will exercise an extension or a termination option.

The discount rate is generally based on the incremental borrowing rate specific to the lease being evaluated or for a portfolio of leases with similar characteristics.

Lease liability and ROU asset have been separately presented in the Balance Sheet and lease payments have been classified as financing cash flows.

The Company as a lessor

When the Company is an intermediate lessor, it accounts for its interests in the head lease and the sublease separately. The sublease is classified as a finance or operating lease by reference to the right-of-use asset arising from the head lease.

For operating leases, rental income is recognized on a straight line basis over the term of the relevant lease.

NOTES TO THE STANDALONE FINANCIAL STATEMENTS FOR THE YEAR ENDED 31ST MARCH, 2022

g Impairment of non-financial assets

The carrying amounts of assets are reviewed at each balance sheet date if there is any indication of impairment based on internal/external factors. An asset is treated as impaired when the carrying amount exceeds its recoverable value. The recoverable amount is the greater of the asset's net selling price and value in use. In assessing value in use, the estimated future cash flows are discounted to the present value using a pre-tax discount rate that reflects current market assessment of the time value of money and risks specific to the assets. An impairment loss is charged to the Statement of Profit and Loss in the year in which an asset is identified as impaired. After impairment, depreciation is provided on the revised carrying amount of the asset over its remaining useful life. The impairment loss recognized in prior accounting periods is reversed if there has been a change in the estimate of recoverable amount.

h Valuation of inventories

In general, all inventories of finished goods, work-in-progress etc., are stated at lower of cost and net realisable value. Cost of inventories comprise of all cost of purchase, cost of conversion and other cost incurred in bringing the inventory to their present location and condition. Raw material and stores and spares are stated at lower of cost and net realisable value. However, materials and other items held for use in the production of inventories are not written down below cost if the finished products in which they will be incorporated are expected to be sold at or above cost. The cost is determined on FIFO basis in respect of Packaging / Spinning Division and on average basis in respect of Steel Division. Scrap and trial run products are valued at estimated net realisable value.

i Non-current assets held for sale

Non-current assets are classified as held for sale if their carrying amount will be recovered principally through a sale transaction rather than through continuing use and a sale is considered highly probable. They are measured at the lower of their carrying amount and fair value less costs to sell.

An impairment loss is recognised for any initial or subsequent write-down of the asset to fair value less costs to sell. A gain is recognised for any subsequent increases in fair value less costs to sell of an asset, but not in excess of any cumulative impairment loss previously recognised. A gain or loss not previously recognised by the date of the sale of the non-current asset is recognised at the date of de-recognition.

Non-current assets are not depreciated or amortised while they are classified as held for sale. Interest and other expenses attributable to the liabilities of a disposal group classified as held for sale continue to be recognised.

j Investments and financial assets

Classification

The classification depends on the entity's business model for managing the financial assets and the contractual terms of the cash flows.

For assets measured at fair value, gains and losses will either be recorded in profit or loss or other comprehensive income. For investments in debt instruments, this will depend on the business model in which the investment is held. For investments in equity instruments, this will depend on whether the company has made an irrevocable election at the time of initial recognition to account for the equity investment at fair value through other comprehensive income.

The Company reclassifies debt investments when and only when its business model for managing those assets changes.

Measurement

Financial assets with embedded derivatives are considered in their entirety when determining whether their cash flows are solely payment of principal and interest.

Measurement of debt instruments

- **Amortised cost:** Assets that are held for collection of contractual cash flows where those cash flows represent solely payments of principal and interest are measured at amortised cost. A gain or loss on a debt investment that is subsequently measured at amortised cost, is recognised in profit or loss when the asset is derecognised or impaired. Interest income from these financial assets is included in finance income using the effective interest rate method.
- **Fair value through other comprehensive income (FVOCI):** Assets that are held for collection of contractual cash flows and for selling the financial assets, where the assets' cash flows represent solely

NOTES TO THE STANDALONE FINANCIAL STATEMENTS FOR THE YEAR ENDED 31ST MARCH, 2022

payments of principal and interest, are measured at fair value through other comprehensive income (FVOCI). Movements in the carrying amount are taken through Other Comprehensive Income, except for the recognition of impairment gains or losses, interest revenue and foreign exchange gains and losses which are recognised in profit and loss. When the financial asset is derecognised, the cumulative gain or loss previously recognised in Other Comprehensive Income is reclassified from equity to profit or loss and recognised in other gains/ (losses). Interest income from these financial assets is included in other income using the effective interest rate method.

- **Fair value through profit or loss:** Assets that do not meet the criteria for amortised cost or FVOCI are measured at fair value through profit or loss. A gain or loss on a debt investment that is subsequently measured at fair value through profit or loss, is recognised in profit or loss and presented net in the statement of profit and loss within other gains/(losses) in the year in which it arises. Interest income from these financial assets is included in other income.

Measurement of equity instruments

Changes in the fair value of financial assets at fair value through profit or loss are recognised in other gain/ (losses) in the statement of profit and loss. Impairment losses (and reversal of impairment losses) on equity investments measured at FVOCI are not reported separately from other changes in fair value.

Impairment of financial assets

For trade receivables only, the Company applies the simplified approach permitted by Ind AS 109 Financial Instruments, which requires expected lifetime losses to be recognised from initial recognition of the receivables.

De-recognition of financial assets

Where the entity has transferred an asset, the company evaluates whether it has transferred substantially all risks and rewards of ownership of the financial asset. In such cases, the financial asset is derecognised. Where the entity has not transferred substantially all risks and rewards of ownership of the financial asset, the financial asset is not derecognised.

Where the entity has neither transferred a financial asset nor retains substantially all risks and rewards of ownership of the financial asset, the financial asset is derecognised if the company has not retained control of the financial asset. Where the company retains control of the financial asset, the asset is continued to be recognised to the extent of continuing involvement in the financial asset.

k Derivatives and embedded derivatives

The Company enters into certain derivative contracts to hedge risks which are not designated as hedges. Such contracts are accounted for at fair value through profit or loss and are included in other gains / (losses).

Derivatives embedded in a host contract that is an asset within the scope of Ind AS 109 are not separated. Financial assets with embedded derivatives are considered in their entirety when determining whether their cash flows are solely payment of principal and interest.

Derivatives embedded in all other host contract are separated only if the economic characteristics and risks of the embedded derivative are not closely related to the economic characteristics and risks of the host and are measured at fair value through profit or loss. Embedded derivatives closely related to the host contracts are not separated.

l Property, plant and equipment

The carrying value (Gross Block less accumulated depreciation and amortisation) as on 1st April, 2015 of the Property, plant and equipment is considered as a deemed cost on the date of transition. Property, plant and equipment are carried at cost, net of recoverable taxes, trade discounts and rebates, less accumulated depreciation, amortisation and impairment loss, if any. Cost comprises of purchase price, borrowing cost if capitalisation criteria are met, and directly attributable cost of bringing the asset to its working conditions for the intended use.

Depreciation on property, plant and equipment

Depreciation on property, plant and equipment is provided to the extent of depreciable amount on straight-line method over the useful life of asset as assessed by the management and the same is similar to the useful lives as prescribed in Part-C of Schedule II to the Companies Act, 2013 except acquisition of insurance spares and additions/extensions forming an integral part of existing plants, which are depreciated over residual life of the respective property, plant and equipments. Residual values, useful lives and method of depreciation of Property Plant and Equipments are reviewed at each financial year end and are adjusted prospectively,

NOTES TO THE STANDALONE FINANCIAL STATEMENTS FOR THE YEAR ENDED 31ST MARCH, 2022

if appropriate. The effects of any revision are included in the statement of profit and loss when the changes arises.

The property, plant and equipment acquired under finance leases is depreciated over the asset's useful life or over the shorter of the asset's useful life and the lease term if there is no reasonable certainty that the Company will obtain ownership at the end of the lease term.

Property, plant and equipment where ownership vests with the Government/local authorities are amortised over the useful life of asset as prescribed in Part-C of Schedule II to the Companies Act, 2013.

Gains or losses arising from derecognition of an tangible asset are measured as the difference between the net disposal proceeds and the carrying amount of the asset and are recognised in the statement of profit and loss when the asset is derecognised.

m Intangible assets

The carrying value (Gross Block less accumulated amortisation) as on 1st April, 2015 of the Intangible assets is considered as a deemed cost on the date of transition. Intangible assets are carried at cost less accumulated amortisation and accumulated impairment losses, if any. Cost includes expenditure that is directly attributable to the acquisition of the intangible assets.

Identifiable intangible assets are recognised when it is probable that future economic benefits attributed to the asset will flow to the Company and the cost of the asset can be reliably measured.

Computer softwares are capitalised at the amounts paid to acquire the respective license for use and are amortised over the period of useful lives or period of three years, whichever is less. Useful lives and method of amortisation of assets are reviewed at each financial year end and are adjusted prospectively, if appropriate. The effects of any revision are included in the statement of profit and loss when the changes arises.

Gains or losses arising from derecognition of an intangible asset are measured as the difference between the net disposal proceeds and the carrying amount of the asset and are recognised in the statement of profit and loss when the asset is derecognised.

n Investment properties

Investment properties are measured initially at cost, including transaction costs. Subsequent to initial recognition, investment properties are stated at cost less accumulated depreciation and accumulated impairment loss, if any.

Depreciation on investment properties are provided using straight line method over the estimated useful lives as specified in Schedule II to the Companies Act, 2013. Residual values, useful lives and method of depreciation of investment properties are reviewed at each financial year end and are adjusted prospectively, if appropriate. The effects of any revision are included in the statement of profit and loss when the changes arises.

Though the Company measures investment properties using cost based measurement, the fair value of investment property is disclosed in the notes.

Investment properties are derecognised either when they have been disposed off or when they are permanently withdrawn from use and no future economic benefit is expected from their disposal. The difference between the net disposal proceeds and the carrying amount of the asset is recognised in statement of profit and loss in the period of derecognition.

o Borrowings and other financial liabilities

Borrowings and other financial liabilities are initially recognised at fair value (net of transaction costs incurred). Difference between the fair value and the transaction proceeds on initial is recognised as an asset / liability based on the underlying reason for the difference.

Subsequently all financial liabilities are measured at amortised cost using the effective interest rate method Preference shares which are mandatorily redeemable on a specific date are classified as a financial liability. Dividends on preference shares are recognised in statement of profit and loss.

Borrowings are removed from the balance sheet when the obligation specified in the contract is discharged, cancelled or expired. The difference between the carrying amount of a financial liability that has been extinguished or transferred to another party and the consideration paid, including any non-cash assets transferred or liabilities assumed, is recognised in profit or loss. The gain / loss is recognised in other equity in case of transaction with shareholders.

NOTES TO THE STANDALONE FINANCIAL STATEMENTS FOR THE YEAR ENDED 31ST MARCH, 2022

p **Borrowing costs**

Borrowing costs that are attributable to the acquisition or construction of qualifying assets are capitalised as part of the cost of such assets. A qualifying asset is one that necessarily takes substantial period of time to get ready for intended use. All other borrowing costs are charged to the statement of profit and loss as finance costs.

q **Provisions, contingent liabilities and contingent assets**

Provisions are recognised when the Company has a present obligation (legal or constructive) as a result of a past event. It is probable that an outflow of resources embodying economic benefits will be required to settle the obligation and a reliable estimate can be made of the amount of the obligation. If the effect of the time value of money is material, provisions are discounted using equivalent period government securities interest rate. Unwinding of the discount is recognised in the statement of profit and loss as a finance cost. Provisions are reviewed at each balance sheet date and are adjusted to reflect the current best estimate.

Contingent liabilities are disclosed when there is a possible obligation arising from past events, the existence of which will be confirmed only by the occurrence or non-occurrence of one or more uncertain future events not wholly within the control of the Company or a present obligation that arises from past events where it is either not probable that an outflow of resources will be required to settle or a reliable estimate of the amount cannot be made. Information on contingent liability is disclosed in the Notes to the Financial Statements. Contingent assets are not recognised. However, when the realisation of income is virtually certain, then the related asset is no longer a contingent asset, but it is recognised as an asset.

r **Employee benefits**

Short-term employee benefits are recognized as an expense at the undiscounted amount in the statement of Profit and Loss for the year in which the related service is rendered.

Post-employment and other long term employee benefits are recognized as an expense in the Statement of Profit and Loss for the year in which the employee has rendered services. The expense is recognized at the present value of the amount payable determined using actuarial valuation techniques.

Re-measurement gains and losses pertaining to defined benefit obligations arising from experience adjustments and changes in actuarial assumptions are recognised in other comprehensive income in the period in which they occur

Compensated absences are accounted similar to the short term employee benefits.

Retirement benefits in the form of Provident Fund and other Funds are defined contribution scheme and the contributions are charged to the Statement of Profit and Loss of the year when the contribution to the respective funds are due. There are no other obligations other than the contribution payable to the fund.

s **Discontinued operation and non-current assets (or disposal groups) held for sale**

Discontinued operation:

A discontinued operation is a component of the Company that has been disposed off or is classified as held for sale and that represents a separate major line of business or geographical area of operations, is part of a single coordinated plan to dispose off such a line of business or area of operations, or is a subsidiary acquired exclusively with a view to resale. The results of discontinued operations are presented separately in the statement of profit or loss.

Non-current assets (or disposal groups) held for sale

Non-current assets are classified as held for sale if their carrying amount will be recovered principally through a sale transaction rather than through continuing use. This condition is regarded as met only when a sale is highly probable from the date of classification, management are committed to the sale and the asset is available for immediate sale in its present condition. Non-current assets are classified as held for sale from the date these conditions are met and are measured at the lower of carrying amount and fair value less cost to sell. Any resulting impairment loss is recognised in the Statements of Profit and Loss as a separate line item. On classification as held for sale, the assets are no longer depreciated. Assets and liabilities classified as held for sale are presented separately as current items in the Balance Sheet.

t **Earnings per share**

Basic earnings per share are calculated by dividing the net profit or loss (excluding other comprehensive income) for the year attributable to equity shareholders by the weighted average number of equity shares

NOTES TO THE STANDALONE FINANCIAL STATEMENTS FOR THE YEAR ENDED 31ST MARCH, 2022

outstanding during the year. The weighted average number of equity shares outstanding during the year is adjusted for events such as bonus issue, bonus element in a right issue, shares split and reserve share splits (consolidation of shares) that have changed the number of equity shares outstanding, without a corresponding change in resources. For the purpose of calculating diluted earnings per share, the net profit or loss (excluding other comprehensive income) for the year attributable to equity share holders and the weighted average number of shares outstanding during the year are adjusted for the effects of all dilutive potential equity shares.

u Dividends

Provision is made for the amount of any dividend declared, being appropriately authorised and no longer at the discretion of the entity, on or before the end of the reporting period but not distributed at the end of the reporting period.

v Contributed equity

Equity shares are classified as equity. Incremental costs directly attributable to the issue of new shares or options are shown in equity as a deduction, net of tax, from the proceeds.

w Cash and cash equivalents

For the purpose of presentation in the statement of cash flows, cash and cash equivalents includes cash on hand, deposits held at call with financial institutions, other short-term, highly liquid investments with original maturities of three months or less that are readily convertible to known amounts of cash and which are subject to an insignificant risk of changes in value, and bank overdrafts. Bank overdrafts are shown within borrowings in current liabilities in the balance sheet.

x Current and non-current classification:

The Company presents assets and liabilities in statement of financial position based on current/non-current classification. The Company has presented non-current assets and current assets before equity, non-current liabilities and current liabilities in accordance with Schedule III, Division II of Companies Act, 2013 notified by MCA.

An asset is classified as current when it is:

- a) Expected to be realised or intended to be sold or consumed in normal operating cycle,
- b) Held primarily for the purpose of trading,
- c) Expected to be realised within twelve months after the reporting period, or
- d) Cash or cash equivalent unless restricted from being exchanged or used to settle a liability for at least twelve months after the reporting period.

All other assets are classified as non-current.

A liability is classified as current when it is:

- a) Expected to be settled in normal operating cycle,
- b) Held primarily for the purpose of trading,
- c) Due to be settled within twelve months after the reporting period, or
- d) There is no unconditional right to defer the settlement of the liability for at least twelve months after the reporting period.

All other liabilities are classified as non-current.

The operating cycle is the time between the acquisition of assets for processing and their realisation in cash or cash equivalents. Deferred tax assets and liabilities are classified as non-current assets and liabilities. The Company has identified twelve months as its normal operating cycle.

y Fair value measurement:

The Company measures financial instruments at fair value at each balance sheet date.

Fair value is the price that would be received to sell an asset or paid to transfer a liability in an orderly transaction between market participants at the measurement date. The fair value measurement is based on the presumption that the transaction to sell the asset or transfer the liability takes place either:

- a) In the principal market for the asset or liability, or

NOTES TO THE STANDALONE FINANCIAL STATEMENTS FOR THE YEAR ENDED 31ST MARCH, 2022

b) In the absence of a principal market, in the most advantageous market for the asset or liability.

A fair value measurement of a non-financial asset takes into account a market participant's ability to generate economic benefits by using the asset in its highest and best use or by selling it to another market participant that would use the asset in its highest and best use.

The Company uses valuation techniques that are appropriate in the circumstances and for which sufficient data are available to measure fair value, maximising the use of relevant observable inputs and minimising the use of unobservable inputs. All assets and liabilities for which fair value is measured or disclosed in the financial statements are categorised within the fair value hierarchy.

z Off-setting financial Instrument:

Financial assets and liabilities are offset and the net amount is reported in the balance sheet where there is a legally enforceable rights to offset the recognised amounts and there is an intention to settle on a net basis or realise the asset and settle the liability simultaneously. The legally enforceable rights must not be contingent on future events and must be enforceable in the normal course of business and in the event of default, insolvency or bankruptcy of the Company or counterparty.

aa SIGNIFICANT ACCOUNTING JUDGEMENTS, ESTIMATES AND ASSUMPTIONS:

The preparation of the financial statements requires management to make judgements, estimates and assumptions that affect the reported amounts of revenues, expenses, assets and liabilities, and the accompanying disclosures, and the disclosure of contingent liabilities. Uncertainty about these assumptions and estimates could result in outcomes that require a material adjustment to the carrying amount of assets or liabilities affected in future periods. The key assumptions concerning the future and other key sources of estimation uncertainty at the reporting date, that have a significant risk of causing a material adjustment to the carrying amounts of assets and liabilities within the next financial year, are described below. The Company based on its assumptions and estimates on parameters available when the financial statements were prepared. However, existing circumstances and assumptions about future developments may change due to market changes or circumstances arising that are beyond the control of the Company. Such changes are reflected in the assumptions when they occur.

i) Property, plant and equipment, Investment Properties and Intangible Assets:

Management reviews the estimated useful lives and residual values of the assets annually in order to determine the amount of depreciation to be recorded during any reporting period. The useful lives and residual values as per schedule II of the Companies Act, 2013 or are based on the Company's historical experience with similar assets and taking into account anticipated technological changes, whichever is more appropriate.

ii) Income Tax:

The Company reviews at each balance sheet date the carrying amount of deferred tax assets. The factors used in estimates may differ from actual outcome which could lead to an adjustment to the amounts reported in the financial statements.

iii) Contingencies:

Management has estimated the possible outflow of resources at the end of each annual reporting financial year, if any, in respect of contingencies/claim/litigations against the Company as it is not possible to predict the outcome of pending matters with accuracy.

iv) Impairment of financial assets:

The impairment provisions for financial assets are based on assumptions about risk of default and expected cash loss. The Company uses judgement in making these assumptions and selecting the inputs to the impairment calculation, based on Company's past history, existing market conditions as well as forward looking estimates at the end of each reporting period.

v) Impairment of non-financial assets:

The Company assesses at each reporting date whether there is an indication that an asset may be impaired. If any indication exists, or when annual impairment testing for an asset is required, the Company estimates the asset's recoverable amount. An asset's recoverable amount is the higher of an asset's or Cash Generating Units (CGU) fair value less costs of disposal and its value in use. It is determined for an individual asset, unless the asset does not generate cash inflows that are largely independent to those from other assets or groups of assets. Where the carrying amount of an asset or CGU exceeds its

NOTES TO THE STANDALONE FINANCIAL STATEMENTS FOR THE YEAR ENDED 31ST MARCH, 2022

recoverable amount, the asset is considered impaired and is written down to its recoverable amount.

In assessing value in use, the estimated future cash flows are discounted to their present value using a pre-tax discount rate that reflects current market assessments of the time value of money and the risks specific to the asset. In determining fair value less cost of disposal, recent market transactions are taken into account. If no such transactions can be identified, an appropriate valuation model is used. These calculations are corroborated by valuation multiples or other available fair value indicators.

vi) **Defined benefits plans:**

The Cost of the defined benefit plan and other post-employment benefits and the present value of such obligation are determined using actuarial valuations. An actuarial valuation involves making various assumptions that may differ from actual developments in the future. These include the determination of the discount rate, future salary increases, mortality rates and attrition rate. Due to the complexities involved in the valuation and its long-term nature, a defined benefit obligation is highly sensitive to changes in these assumptions. All assumptions are reviewed at each reporting date.

vii) **Recoverability of trade receivable:**

Judgements are required in assessing the recoverability of overdue trade receivables and determining whether a provision against those receivables is required. Factors considered include the credit rating of the counterparty, the amount and timing of anticipated future payments and any possible actions that can be taken to mitigate the risk of non-payment.

viii) **Provisions:**

Provisions and liabilities are recognized in the period when it becomes probable that there will be a future outflow of funds resulting from past operations or events and the amount of cash outflow can be reliably estimated. The timing of recognition and quantification of the liability require the application of judgement to existing facts and circumstances, which can be subject to change. Since the cash outflows can take place many years in the future, the carrying amounts of provisions and liabilities are reviewed regularly and adjusted to take account of changing facts and circumstances.

ix) **Fair value measurement of financial instruments :**

When the fair value of financial assets and financial liabilities recorded in the balance sheet cannot be measured based on quoted prices in active markets, their fair value is measured using valuation techniques including the Discounted Cash Flow (DCF) model. The inputs to these models are taken from observable markets where possible, but where this is not feasible, a degree of judgement is required in establishing fair values. Judgements include considerations of inputs such as liquidity risk, credit risk and volatility. Changes in assumptions about these factors could affect the reported fair value of financial instruments.

ab **Recent Accounting Pronouncement**

On 23rd March, 2022, the Ministry of Corporate Affairs (MCA) has notified Companies (Indian Accounting Standards) Amendment Rules, 2022. This notification has resulted into amendments in the following existing accounting standards which are applicable to the Company from 1st April, 2022.

Amendment to Existing issued Ind AS:

The MCA has carried out amendments of the following accounting standards:

- i) Ind AS 101- First time adoption of Indian Accounting Standards
- ii) Ind AS 103 – Business Combinations
- iii) Ind AS 109 - Financial Instruments
- iv) Ind AS 16 – Property, Plant and Equipment
- v) Ind AS 37 – Provisions, Contingent Liabilities and Contingent Assets
- vi) Ind AS 41 - Agriculture

The above amendments of standards are not expected to have any significant impact on the Company's financial statements.

NOTES TO THE STANDALONE FINANCIAL STATEMENTS FOR THE YEAR ENDED 31ST MARCH, 2022

Note 2 - Property, plant and equipment

Particulars	(₹ In Lakh)									
	Land-Leasehold	Land - Freehold	Buildings	Plant and Equipment	Furniture and Fixtures	Vehicles	Office Equipments	Total		
COST										
At 1st April, 2020	40.03	1,927.00	3,742.43	14,636.47	45.15	76.62	98.02	20,565.72		
Additions	-	-	15.41	611.54	-	-	1.51	628.46		
Disposals	-	-	1.89	1,387.25	-	-	-	1,389.14		
Assets Held for Disposals (Refer Note 18)	-	-	-	1,682.91	2.59	-	11.48	1,696.98		
At 31st March, 2021	40.03	1,927.00	3,755.95	12,177.85	42.56	76.62	88.05	18,108.06		
Additions	-	-	180.69	260.13	-	-	25.23	466.05		
Disposals	-	-	2.26	107.54	-	26.91	11.10	147.81		
Assets Held for Disposals (Refer Note 18)	-	-	-	69.45	-	-	2.26	71.71		
At 31st March, 2022	40.03	1,927.00	3,934.38	12,260.99	42.56	49.71	99.92	18,354.59		
Accumulated Depreciation/Amortization										
At 1st April, 2020	3.70	-	812.53	5,998.41	34.42	43.44	61.91	6,954.41		
Depreciation/amortization	0.62	-	160.86	909.76	1.12	8.80	11.71	1,092.87		
Disposals	-	-	0.76	926.77	-	-	-	927.53		
Assets Held for Disposals (Refer Note 18)	-	-	-	645.21	2.20	-	10.02	657.43		
At 31st March, 2021	4.32	-	972.63	5,336.19	33.34	52.24	63.60	6,462.32		
Depreciation/amortization	0.62	-	153.28	751.95	0.84	6.56	10.30	923.55		
Disposals	-	-	0.36	64.81	-	24.62	10.10	99.89		
Assets Held for Disposals (Refer Note 18)	-	-	-	43.53	-	-	1.87	45.40		
At 31st March, 2022	4.94	-	1,125.55	5,979.80	34.18	34.18	61.93	7,240.58		
NET BLOCK										
At 31st March, 2021	35.71	1,927.00	2,783.32	6,841.66	9.22	24.38	24.45	11,645.74		
At 31st March, 2022	35.09	1,927.00	2,808.83	6,281.19	8.38	15.53	37.99	11,114.01		
CAPITAL WIP										
At 31st March, 2021								64.50		
At 31st March, 2022								39.00		

NOTES TO THE STANDALONE FINANCIAL STATEMENTS FOR THE YEAR ENDED 31ST MARCH, 2022

2.1 CWIP aging schedule-
(a) Aging as on 31st March, 2022

Particulars	Less than 1 Year	1-2 Year	2-3 Year	More than 3 Years
Project in progress	39.00	-	-	-
Project temporarily suspended	-	-	-	-
Total	39.00	-	-	-

Particulars	Less than 1 Year	1-2 Year	2-3 Year	More than 3 Years
Project in progress	64.50	-	-	-
Project temporarily suspended	-	-	-	-
Total	64.50	-	-	-

2.2 Title deeds of Immovable Properties not held in the name of the Company

(a) Detail as on 31st March, 2022

Relevant line items in Balance Sheet	Description of item of property	Gross Carrying value	Title deeds held in the name of	Whether title deed holder is a promoter director or relative of promoter / director of employee of promoter / director	Property held since which date	Reason for not being held in the name of the Company
Property, plant and equipment	Building - Car Parking Space, Embassy Centre	0.15	Embassy Centre Premises Co - Op Society Ltd.	No	1 st April 1989	The Company is in process of getting title deed transferred in the name of the Company
Property, plant and equipment	Building - Flat - Gurudev Complex, Silvassa	2.06	Pet Fibres Pvt Ltd.	No	24 th September, 2007	The title deed is in the name of erstwhile Companies that merged with the Company under Slump Sale

(₹ in Lakh)

NOTES TO THE STANDALONE FINANCIAL STATEMENTS FOR THE YEAR ENDED 31ST MARCH, 2022

(b) Detail as on 31st March, 2021

(₹ in Lakh)

Relevant line items in Balance Sheet	Description of property of property	Gross Carrying value	Title deeds held in the name of	Whether title deed holder is a promoter director or relative of promoter / director of employee of promoter / director	Property held since which date	Reason for not being held in the name of the company
Property, plant and equipment	Leasehold Land -Nanded	12.55	Sipta Coated Steels Ltd	No	1 st June 1995	
Property, plant and equipment	Leasehold Land -Nanded	8.50	Comet Steels Ltd	No	1 st June 1995	
Property, plant and equipment	Freehold Land - Plot G, Karan Nagar, Gujarat	0.75	Sipta Coated Steels Ltd	No	1 st June 1995	
Property, plant and equipment	Freehold Land - Plot F, Karan Nagar, Gujarat	0.73	Comet Steels Ltd	No	1 st June 1995	The title deeds are in the names of erstwhile Companies that merged with the Company under Section 391 to 394 of the Companies Act, 1956 pursuant to Schemes of Amalgamation and Arrangement as approved by the Honorable High Court.
Property, plant and equipment	Freehold Land -Dhanegaon, Nanded Survey No. 62	14.64	Sipta Coated Steels Ltd	No	1 st June 1995	
Property, plant and equipment	Freehold Land -Dhanegaon, Nanded Survey No. 63	7.61	Comet Steels Ltd	No	1 st June 1995	
Property, plant and equipment	Building - Office Delhi	4.45	Sipta Coated Steels Ltd	No	1 st June 1995	
Property, plant and equipment	Building - Flat - Gurudev Complex ,Silvassa	2.06	Pet Fibres Pvt Ltd.	No	24 th September, 2007	The title deed is in the name of erstwhile Companies that merged with the Company under Slump Sale
Property, plant and equipment	Building - Car Parking Space, Embassy Centre	0.15	Embassy Centre Premises Co - Op Society Ltd.	No	1 st April 1989	The Company is in process of getting title deed transferred in the name of the Company
Property, plant and equipment	Building - Car Parking Space, Nirmal	0.30	Jai Corp Limited	No	-	-

NOTES TO THE STANDALONE FINANCIAL STATEMENTS FOR THE YEAR ENDED 31ST MARCH, 2022

- 2.3** Building includes ₹ **0.01 Lakh** (Previous Year ₹ 0.01 Lakh as at 31st March, 2021) being the cost of shares in Co-operative Housing Society towards ownership of residential flats.
- 2.4** Gross Block of Plant and Equipments includes ₹ **64.68 Lakh** (Previous Year ₹ 64.68 Lakh as at 31st March, 2021) and ₹ **33.56 Lakh** (Previous Year ₹ 33.56 Lakh as at 31st March, 2021) being the amount spent for laying Power Line and Water Pipe Line respectively, the ownership of which vests with the respective Government Authorities.
- 2.5** In accordance with the Indian Accounting Standard (Ind AS) 36 on “Impairment of Assets” the management during the year carried out an exercise of identifying the assets that may have been impaired in respect of each cash generating unit in accordance with the said Accounting Standard. On the basis of this review carried by the management there was no impairment loss on fixed assets during the year ended 31st March, 2022.
- 2.6** The Company do not have any Capital-work-in progress or intangible assets under development, whose completion is overdue or has exceeded its cost compared to its original plan.
- 2.7** There are no proceedings initiated or pending against the Company for holding any Benami Property under the Benami Transactions (Prohibition) Act, 1988 (45 of 1988) and the rules made thereunder.

NOTES TO THE STANDALONE FINANCIAL STATEMENTS FOR THE YEAR ENDED 31ST MARCH, 2022

Note 3 - Investments Properties

(₹ In Lakh)				
Particulars	Leasehold Rights	Freehold Land	Building	Total
COST				
At 1 st April, 2020	209.06	23.42	1,855.84	2,088.32
Additions	-	-	-	-
Disposals	-	-	-	-
At 31 st March, 2021	209.06	23.42	1,855.84	2,088.32
Additions	-	-	-	-
Disposals	-	-	-	-
Assets Held for Disposals (Refer Note 17)	-	23.42	-	23.42
At 31 st March, 2022	209.06	-	1,855.84	2,064.90
ACCUMULATED DEPRECIATION				
At 1 st April, 2020	26.76	-	104.75	131.51
Depreciation	5.35	-	31.40	36.75
Disposals	-	-	-	-
At 31 st March, 2021	32.11	-	136.15	168.26
Depreciation	5.35	-	34.26	39.61
Disposals	-	-	-	-
At 31 st March, 2022	37.46	-	170.41	207.87
NET BLOCK				
At 31 st March, 2021	176.95	23.42	1,719.69	1,920.06
At 31 st March, 2022	171.60	-	1,685.43	1,857.03

3.1. Fair value of investment properties

(₹ In Lakh)		
Particulars	31-Mar-2022	31-Mar-2021
Freehold land	-	2,120.26
Buildings	21,958.39	8,582.95
Total	21,958.39	10,703.21

3.2. Income from Investment Properties generating Rental Income

(₹ In Lakh)		
Particulars	31-Mar-2022	31-Mar-2021
Rental Income derived from investment properties	-	-
Direct Operating expenses (including repairs and maintenance) generating rental income	29.92	27.12
Income arising from investment properties before depreciation	(29.92)	(27.12)
Depreciation	39.61	36.75
Income from Investment properties (Net)	(69.53)	(63.87)

NOTES TO THE STANDALONE FINANCIAL STATEMENTS FOR THE YEAR ENDED 31ST MARCH, 2022

3.3. Estimation of fair value of investment properties:

The fair values of the properties are based on valuations performed by an accredited independent valuer, who is a specialist in valuing these types of properties. The Fair value of the properties have been worked out keeping in mind the various data and information and a study of the micro market in the discussion with industry experts, local brokers and regional developers. The fair value measurement for all of the investment property has been categorised as a level 3 fair value based on the inputs to the valuation techniques used.

The fair values of the properties as at 31st March, 2022 are performed by an accredited independent registered valuer as defined under rule 2 of the Companies (Registered Valuers and Valuation) Rules, 2017 who is a specialist in valuing these types of properties.

Note 4 - Intangible Assets

Particulars	(₹ In Lakh) Amount
COST	
At 1st April, 2020	23.27
Additions	-
Disposals	-
At 31st March, 2021	23.27
Additions	1.70
Disposals	-
At 31st March, 2022	24.97
ACCUMULATED AMORTISATION	
At 1st April, 2020	15.08
Amortisation	4.17
Disposals	-
At 31st March, 2021	19.25
Amortisation	1.29
Disposals	-
At 31st March, 2022	20.54
NET BLOCK	
At 31st March, 2021	4.02
At 31st March, 2022	4.43

4.1 Intangible assets represents software other than self generated.

NOTES TO THE STANDALONE FINANCIAL STATEMENTS FOR THE YEAR ENDED 31ST MARCH, 2022

Note 5 - Investments

(₹ In Lakh)

Particulars	As at 31 st March, 2022			As at 31 st March, 2021		
	Quantity (No's)	Face value	Amount	Quantity (No's)	Face value	Amount
A) In Subsidiaries carried at cost						
Equity Instruments						
a) Equity Shares - Unquoted fully paid-up						
Including 6 shares of ₹ 10/5 each fully paid-up held jointly with nominees						
Belle Terre Realty Limited	9,933	USD 1	4.24	9,933	USD 1	4.24
Urban Infrastructure Venture Capital Ltd.	10,000,000	5	100.28	10,000,000	5	100.28
Urban Infrastructure Trustees Ltd.	50,000	10	5.01	50,000	10	5.01
Ashoka Realty and Developers Limited	50,000	10	5.00	50,000	10	5.00
Ekdant Realty and Developers Limited	50,000	10	5.00	50,000	10	5.00
Hari Darshan Realty Limited	50,000	10	5.00	50,000	10	5.00
Hill Rock Construction Limited	50,000	10	5.00	50,000	10	5.00
Hind Agri Properties Limited	50,000	10	5.00	50,000	10	5.00
Iconic Realtors Limited	75,000	10	7.50	75,000	10	7.50
Jailaxmi Realty and Developers Limited	50,000	10	5.00	50,000	10	5.00
Krupa Land Limited	85,000	10	8.50	85,000	10	8.50
Krupa Realtors Limited	50,000	10	5.00	50,000	10	5.00
Multifaced Impex Limited	80,000	10	844.89	80,000	10	844.89
Novelty Realty and Developers Limited	50,000	10	5.00	50,000	10	5.00
Rainbow Infraprojects Limited	50,000	10	5.00	50,000	10	5.00
Rudradev Developers Limited	-	-	-	50,000	10	5.00
Swar Land Developers Limited	50,000	10	5.00	50,000	10	5.00
Swastik Land Developers Limited	50,000	10	4.81	50,000	10	4.81
Vasant Bahar Realty Limited	50,000	10	5.00	50,000	10	5.00
Welldone Real Estate Limited	50,000	10	5.00	50,000	10	5.00
Yug Developers Limited	50,000	10	5.00	50,000	10	5.00
Jai Corp Welfare Foundation (Refer Note 5.3)	50,000	10	5.00	50,000	10	5.00
Total equity shares			1,045.23			1,050.23
b) 1% Optionally convertible non cumulative redeemable preference shares - Unquoted fully paid up						
Belle Terre Realty Limited	22,774,300	USD 1	10,154.99	22,774,300	USD 1	10,154.99
Hari Darshan Realty Limited	10,200	10	102.00	10,200	10	102.00
Hill Rock Construction Limited	9,550	10	95.50	9,550	10	95.50
Multifaced Impex Limited	450	10	4.50	450	10	4.50
Vasant Bahar Realty Limited	3,300	10	33.00	3,300	10	33.00
Welldone Real Estate Limited	7,350	10	73.50	7,350	10	73.50
Yug Developers Limited	5,000	10	50.00	5,000	10	50.00
Total Preference shares			10,513.49			10,513.49

NOTES TO THE STANDALONE FINANCIAL STATEMENTS FOR THE YEAR ENDED 31ST MARCH, 2022

(₹ In Lakh)

Particulars	As at 31 st March, 2022			As at 31 st March, 2021		
	Quantity (No's)	Face value	Amount	Quantity (No's)	Face value	Amount
c) 0% Optionally fully convertible debentures - Unquoted fully paid up						
Ekdant Realty and Developers Ltd	169,200	1,000	1,692.00	169,200	1,000	1,692.00
Hari Darshan Realty Ltd	79,422	1,000	794.22	79,422	1,000	794.22
Hill Rock Constructions Ltd	83,095	1,000	830.95	83,095	1,000	830.95
Hind Agri Properties Ltd	24,400	1,000	244.00	24,400	1,000	244.00
Iconic Relators Ltd	1,199,050	1,000	11,990.50	1,199,050	1,000	11,990.50
Jailaxmi Realty and Developers Limited	201,600	1,000	2,016.00	201,600	1,000	2,016.00
Krupa Land Ltd	153,458	1,000	1,534.58	201,208	1,000	2,012.08
Krupa Realtors Ltd	85,400	1,000	854.00	85,400	1,000	854.00
Multi Faced Impex Ltd	11,650	1,000	116.50	11,150	1,000	111.50
Novelty Realty and Developers Ltd	98,800	1,000	988.00	98,800	1,000	988.00
Rainbow Infraprojects Ltd	123,400	1,000	1,234.00	123,400	1,000	1,234.00
Rudradev Developers Ltd	-	-	-	121,300	1,000	1,213.00
Swar Land Developers Ltd	249,700	1,000	2,497.00	314,500	1,000	3,145.00
Vasant Bahar Realty Ltd	14,214	1,000	142.14	14,214	1,000	142.14
Welldone Real Estate Ltd	46,755	1,000	467.55	46,755	1,000	467.55
Yug Developers Ltd	110,200	1,000	1,102.00	109,200	1,000	1,092.00
Share application money towards OFCD's of subsidiary companies			39.50			-
Total Debentures			26,542.94			28,826.94
Prov. For Impairment of Investments (Refer Note 5.5)			(177.00)			(1,213.00)
Total investments in subsidiaries			37,924.66			39,177.66
Total investments in subsidiaries			37,924.66			39,177.66
Aggregate amount of quoted investments in subsidiaries			-			-
Aggregate amount of unquoted investments in subsidiaries			37,924.66			39,177.66
B) In Associates carried at cost						
Equity Instruments						
a) Equity Shares - Unquoted fully paid-up						
Urban Infrastructure Holdings Pvt. Ltd.	113,517,714	10	11,351.77	113,517,714	10	11,351.77
Total equity Shares			11,351.77			11,351.77
b) In debentures - Unquoted fully paid-up						
Unquoted fully paid-up						
Zero percent fully compulsorily convertible debentures of Urban Infrastructure Holdings Pvt. Ltd.	8,266,540	100	8,266.54	8,266,540	100	8,266.54
Zero percent fully compulsorily convertible debentures of Urban Infrastructure Holdings Pvt. Ltd.	85,227,110	10	8,522.71	85,227,110	10	8,522.71
Total debentures			16,789.25			16,789.25

NOTES TO THE STANDALONE FINANCIAL STATEMENTS FOR THE YEAR ENDED 31ST MARCH, 2022

C) In Others

(i) Financial assets classified and measured at Fair value through other comprehensive income

Equity Instruments

a) Equity Shares - Unquoted fully paid up

Mumbai SEZ Ltd	229,377,346	10	22,456.04	229,377,346	10	22,456.04
Rewas Ports Ltd	50,000,000	10	4,500.00	50,000,000	10	4,500.00
Gold Bricks Infrastructure Pvt. Ltd.	806,700	10	269.91	806,700	10	245.93
Neelkanth Realty Pvt. Ltd. (Refer note 5.1 below)	213,333	10	77.33	213,333	10	77.33
Neelkanth Rice Lands Pvt. Ltd.	80,000	10	71.73	80,000	10	74.23
Nirmal Infrastructure Pvt. Ltd. (Refer Note 5.2 below)	109,000	10	100.00	109,000	10	100.00
Ozone Projects Pvt. Ltd.	957,133	10	-	957,133	10	-
Ozone Urbana Infra Developers Pvt. Ltd.	444,143	10	-	444,143	10	-
Supernal Realtors Pvt. Ltd.	26,667	10	-	26,667	10	-
Vengas Realtors Pvt. Ltd.	26,667	10	-	26,667	10	-
Sun Infrastructure Ltd.	28,298	10	-	28,298	10	-

b) Equity Shares - Unquoted Partly paid up

Nilayami Realtors Pvt. Ltd. (₹ 5/- paid up each)	106,000	10	57.76	106,000	10	68.31
--	---------	----	-------	---------	----	-------

Total investment in equity shares

27,532.77

27,521.84

c) 0% Fully Compulsorily Convertible Debentures - Unquoted fully paid up

Neelkanth Realty Pvt. Ltd. (Refer note 5.1 below)	33,600	100	33.60	33,600	100	33.60
Neelkanth Rice Lands Pvt. Ltd.	11,200	1,000	125.96	11,200	1,000	128.30
Supernal Realtors Pvt. Ltd.	18,721	1,000	-	18,721	1,000	-
Vengas Realtors Pvt. Ltd.	26,733	1,000	-	26,733	1,000	-

d) 0% Fully Compulsorily Convertible Debentures - Unquoted partly paid up

Nilayami Realtors Pvt. Ltd. (₹ 10/- paid up each) (FCCD)	8,480	1,000	-	8,480	1,000	1.55
--	-------	-------	---	-------	-------	------

Total debentures

159.56

163.45

Total equity instruments at FVOCI

27,692.33

27,685.30

(ii) Financial assets classified and measured at FVTPL

Units

Urban Infrastructure Opportunities Fund	7,619	27,930	741.63	7,619	27,930	852.54
---	-------	--------	--------	-------	--------	--------

Total units at FVTPL

741.63

852.54

Total non-current investments

94,499.64

95,856.51

Aggregate amount of quoted investments and market value thereof

-

-

Aggregate amount of unquoted investments

94,499.64

95,856.51

5.1 Original Share / Debenture Certificates have been misplaced and steps are being taken to obtain duplicate certificates.

5.2 Original Equity shares of Nirmal Infrastructure Private Ltd. have been kept in Escrow Account and proposed transaction for disposal of investment is being executed.

5.3 The Board of Directors at its meeting held on 13th August, 2018 has decided to initiate closure of the above subsidiary by adopting suitable procedure under the Companies Act, 2013 and the rules made thereunder accordingly process is being started by that Subsidiary Company.

NOTES TO THE STANDALONE FINANCIAL STATEMENTS FOR THE YEAR ENDED 31ST MARCH, 2022

5.4 During the year, the name of Rudradev Developers Limited, a wholly-owned subsidiary, was struck-off the Register of Companies by the Ministry of Corporate Affairs on the basis of a voluntary application made by that company.

5.5 The details of the provision for diminution in the value of non-current investments is as under

Name of the Company	(₹ In Lakh)	
	As at 31 st March, 2022	As at 31 st March, 2021
In Debentures		
Rudradev Developers Limited	-	1,213.00
Rainbow Infraprojects Limited	177.00	-
	<u>177.00</u>	<u>1,213.00</u>

5.6 Investments classified as:

Particulars	(₹ In Lakh)	
	As at 31 st March, 2022	As at 31 st March, 2021
At Cost	66,065.68	67,318.68
At FVOCI	27,692.33	27,685.30
At FVTPL	741.63	852.54
Total	<u>94,499.64</u>	<u>95,856.51</u>

Note 6 - Non current financial assets - Loans

Particulars	(₹ In Lakh)	
	As at 31 st March, 2022	As at 31 st March, 2021
Unsecured, Considered Good :		
Loan to Employees	10.55	-
Total	<u>10.55</u>	<u>-</u>

Note 7 - Other non current financial assets

Particulars	(₹ In Lakh)	
	As at 31 st March, 2022	As at 31 st March, 2021
Bank Deposits with more than 12 months maturity (refer note 7.1 below)	5.02	-
Security Deposits	361.73	364.57
Total	<u>366.75</u>	<u>364.57</u>

7.1 Fixed Deposit with Bank having maturity more than 12 Months is held as margin money against Bank Guarantee to Pollution control board.

5.02

-

Note 8 - Non current tax assets (Net)

Particulars	(₹ In Lakh)	
	As at 31 st March, 2022	As at 31 st March, 2021
Income-tax	938.89	917.26
Total	<u>938.89</u>	<u>917.26</u>

NOTES TO THE STANDALONE FINANCIAL STATEMENTS FOR THE YEAR ENDED 31ST MARCH, 2022

Note 9 - Other non current assets

Particulars	(₹ In Lakh)	
	As at 31 st March, 2022	As at 31 st March, 2021
Capital advances	11,312.22	11,385.40
Prepaid Expenses	6.90	4.27
Unamortised Portion - Loan To Employees	2.02	-
Total	11,321.14	11,389.67

Note 10 - Inventories

Particulars	(₹ In Lakh)	
	As at 31 st March, 2022	As at 31 st March, 2021
Raw Materials		
Goods-in-Transit	-	1,549.26
Others	2,903.77	3,324.92
Work-in-Progress	1,784.33	1,559.99
Finished Goods		
Goods-in-Transit	1,269.00	1,090.96
Others	1,614.91	1,934.70
Stores and Spares		
Goods-in-Transit	-	-
Others	657.00	597.03
Scrap	123.12	44.81
Total	8,352.13	10,101.67

10.1 For mode of valuation please refer note no 1 (h)

Note 11 - Current investments

Particulars	(₹ In Lakh)					
	As at 31 st March, 2022			As at 31 st March, 2021		
	Quantity (No's)	Face value	Amount	Quantity (No's)	Face value	Amount
(i) Financial assets classified and measured as fair value through profit and loss						
a) Mutual Funds - Unquoted Fully Paid-up						
ABSL Savings Fund -Growth Direct Plan	498,066.868	100	2,217.95	-	-	-
Total Units in Mutual Funds at FVTPL			2,217.95			-
(ii) Financial assets classified and measured at amortized Cost						
b) 0% Fully Compulsorily Convertible Debentures - Unquoted fully paid up						
Series (A) - 0% Redeemable Optionally Fully Convertible Debentures of Sun Infrastructures Private Limited	151000	1000	-	151,000	1,000	-
c) 0% Optionally Fully Convertible Debentures - Unquoted partly paid up						
Series (B) - 0% Redeemable Optionally Fully Convertible Debentures of Sun Infrastructures Private Limited (Partly paid up ₹ 586/-each)	23500	1000	-	23,500	1,000	-
Total Equity Instruments at amortised cost			-			-
Total Current Investments			2,217.95			-
Aggregate amount of quoted investments and market value thereof			-			-
Aggregate amount of unquoted investments			2,217.95			-

NOTES TO THE STANDALONE FINANCIAL STATEMENTS FOR THE YEAR ENDED 31ST MARCH, 2022

Note 12 - Trade receivables

(₹ In Lakh)

Particulars	As at 31 st March, 2022	As at 31 st March, 2021
Unsecured, considered good		
Trade Receivable considered good - Secured	-	-
Trade Receivable considered good - Unsecured (Refer Note no. 12.1)	6,285.43	5,893.02
Total	6,285.43	5,893.02

Note 12.1 - Trade Receivable aging schedule

(₹ In Lakh)

Particulars	Not Due	Outstanding from due date of Payment as on 31 st March, 2022					Total
		Less than 6 months	6 months - 1 Year	1 - 2 Years	2 - 3 Years	More than 3 Years	
Undisputed Trade Receivable-considered Good	6,157.54	103.16	24.65	0.08	-	-	6,285.43
Total	6,157.54	103.16	24.65	0.08	-	-	6,285.43

(₹ In Lakh)

Particulars	Not Due	Outstanding from due date of Payment as on 31 st March, 2021					Total
		Less than 6 months	6 months - 1 Year	1 - 2 Years	2 - 3 Years	More than 3 Years	
Undisputed Trade Receivable-considered Good	5,723.58	142.71	1.23	25.50	-	-	5,893.02
Total	5,723.58	142.71	1.23	25.50	-	-	5,893.02

Note 13 - Cash and Cash Equivalents

(₹ In Lakh)

Particulars	As at 31 st March, 2022	As at 31 st March, 2021
Cash and Cash Equivalents		
Balances with Banks in Current Accounts	629.32	1,006.94
Cash on Hand	-	0.53
Total	629.32	1,007.47

(₹ In Lakh)

Particulars	As at 31 st March, 2022	As at 31 st March, 2021
Balances with Banks in Current Accounts	629.32	1,006.94
Cash on Hand	-	0.53
	629.32	1,007.47
Less: Working Capital Loan from Bank repayable on Demand	-	-
	629.32	1,007.47

NOTES TO THE STANDALONE FINANCIAL STATEMENTS FOR THE YEAR ENDED 31ST MARCH, 2022

Note 14 - Bank Balance other than Cash and Cash Equivalents

Particulars	(₹ In Lakh)	
	As at 31 st March, 2022	As at 31 st March, 2021
Other Bank Balances - Earmarked		
Unpaid Dividend Accounts	42.87	43.65
Fixed Deposits with banks	-	303.63
Total	42.87	347.28
Earmarked Balances with Bank:		
14.1 Fixed Deposits with Bank pledged against Bank Overdraft Facility	-	303.63

Note 15 - Current financial assets - Loans

Particulars	(₹ In Lakh)	
	As at 31 st March, 2022	As at 31 st March, 2021
Unsecured, considered good		
Loan to Employees	3.42	-
Total	3.42	-

Note 16 - Other current financial assets

Particulars	(₹ In Lakh)	
	As at 31 st March, 2022	As at 31 st March, 2021
Unsecured, considered good		
Other Advances	147.17	449.02
Total	147.17	449.02

16.1 Other Advances mainly includes Claims & Discount receivables from various parties and other receivable etc.

Note 17 - Other current assets

Particulars	(₹ In Lakh)	
	As at 31 st March, 2022	As at 31 st March, 2021
Unsecured, considered good		
Export Incentive Receivable	15.64	139.73
Balance with GST Authorities	27.78	304.35
Other Advances	1,011.33	1,176.06
Total	1,054.75	1,620.14

17.1 Other Advances mainly includes Advance to Suppliers, VAT Receivables, Export Incentive Licences, Income refund receivables and GST refund receivables etc.

Note 18 - Assets Held for Sale

Particulars	(₹ In Lakh)	
	As at 31 st March, 2022	As at 31 st March, 2021
Building	5.77	5.77
Plant & Equipment	384.33	1,025.20
Investment Properties	149.05	125.63
Total	539.15	1,156.60

NOTES TO THE STANDALONE FINANCIAL STATEMENTS FOR THE YEAR ENDED 31ST MARCH, 2022

18.1 The Company has decided to sell and / or discard above mentioned assets and accordingly, these assets are classified as assets held for sale and are carried at estimated net realisable value as determined by the management. The expected sales within 12 months.

Note 19 (a) - Equity share capital

Particulars	(₹ In Lakh)	
	As at 31 st March, 2022	As at 31 st March, 2021
Authorised:		
45,00,00,000 Equity Shares of ₹ 1 each (45,00,00,000 Equity Shares of ₹ 1 each as at 31 st March, 2021)	4,500.00	4,500.00
1,50,00,000 1% Non-Cumulative, Non-Participating Redeemable Preference Shares (1,50,00,000 1% Non-Cumulative, Non-Participating Redeemable Preference Shares of ₹ 1 each as at 31 st March, 2021)	150.00	150.00
3,50,00,000 Unclassified Shares of ₹ 1 each (3,50,00,000 Unclassified Shares of ₹ 1 each as at 31 st March, 2021)	350.00	350.00
TOTAL	5,000.00	5,000.00
Issued and Subscribed:		
17,84,94,010 Equity Shares of ₹ 1 each (17,84,94,010 Equity Shares of ₹1 each as at 31 st March, 2021)	1,784.94	1,784.94
TOTAL	1,784.94	1,784.94
Paid-Up:		
17,84,49,410 Equity Shares of ₹ 1 each fully paid up (17,84,49,410 Equity Shares of ₹ 1 each as at 31 st March, 2021)	1,784.49	1,784.49
Add: Forfeited Shares (Amount originally paid on 4,460 (4,460) shares of ₹ 10 each)	0.22	0.22
TOTAL	1,784.71	1,784.71

19(a).1 Reconciliation of number of Equity Shares outstanding at the beginning and at the end of the year:

Particulars	2021-22		2020-21	
	(In Nos.)	(₹ In Lakh)	(In Nos.)	(₹ In Lakh)
Shares outstanding at the beginning of the year	17,84,49,410	1,784.49	17,84,49,410	1,784.49
Shares outstanding at the end of the year	17,84,49,410	1,784.49	17,84,49,410	1,784.49

19(a). 2 The terms / rights attached to the Equity Shares:

The holder of equity shares of ₹ 1 each is entitled to one vote per share. The equity shareholders are entitled to dividend only if dividend in a particular financial year is recommended by the Board of Directors and approved by the members at the annual general meeting of that year. In the event of liquidation of the Company, the holders of equity shares will be entitled to receive any of the remaining assets of the Company, after distribution of all preferential amounts. The distribution will be in proportion to the number of equity shares held by share holders.

NOTES TO THE STANDALONE FINANCIAL STATEMENTS FOR THE YEAR ENDED 31ST MARCH, 2022

19(a). 3 Details of shares in the Company held by each shareholder holding more than 5% shares:

Name of Shareholder	As at 31 st March, 2022		As at 31 st March, 2021	
	Number of Shares held	% of Holding	Number of Shares held	% of Holding
Equity Shares:				
Harsh Jain	2,32,53,153	13.03	2,32,53,153	13.03
Sushma Jain	1,61,30,740	9.04	1,61,30,740	9.04
Ruchi Jain Hanasoge	21,273,120	11.92	21,273,120	11.92
Gaurav Jain	18,213,394	10.20	18,213,394	10.20
NK Trust	10,527,100	5.90	10,527,100	5.90
Ankit Jain	21,720,813	12.17	21,720,813	12.17

19(a).4 Forfeited shares (Amount originally paid up):

Particulars	(₹ In Lakh)	
	2021-22	2020-21
44,600 (Previous Year 44,600) Equity Shares of ₹ 1 each (Originally 4,460 Equity Shares of ₹ 10/- each)	0.22	0.22

19(a).5 Details of shares held by promoters in the Company:

Name of Shareholder	As at 31 st March, 2022		As at 31 st March, 2021	
	Number of Shares held	% of Holding	Number of Shares held	% of Holding
Satyapal Jaikumar Jain	100	0.00	100	0.00
Anand Jain	3,610,240	2.02	3,610,240	2.02
Virendra Jain	100	0.00	100	0.00
Laxmi Jain	100	0.00	100	0.00
Sushma Jain	16,130,740	9.04	16,130,740	9.04
Rina Jain	100	0.00	100	0.00
Gaurav Jain	18,213,394	10.21	18,213,394	10.21
Harsh Jain	23,253,153	13.03	23,253,153	13.03
Ankit Jain	21,720,813	12.17	21,720,813	12.17
Ruchi Jain Hanasoge	21,273,120	11.92	21,273,120	11.92
Hide N Chic Furniture Pvt. Ltd.	200,000	0.11	200,000	0.11
Kasturi Trading Co. Pvt. Ltd.	200,000	0.11	200,000	0.11
Pet Fibres Ltd.	200,000	0.11	200,000	0.11
Richmond Traders Pvt. Ltd.	200,000	0.11	200,000	0.11
Ridhi Synthetics Ltd.	100,000	0.06	100,000	0.06
Somerset Trading Pvt. Ltd.	200,000	0.11	200,000	0.11
Sparsh Trading Pvt.	200,000	0.11	200,000	0.11
LJNK Trust	6,671,823	3.74	6,671,823	3.74
Mega Trust	7,581,617	4.25	7,581,617	4.25
NK Trust	10,527,100	5.90	10,527,100	5.90

NOTES TO THE STANDALONE FINANCIAL STATEMENTS FOR THE YEAR ENDED 31ST MARCH, 2022

Note 19 (b) - Other equity

Particulars	(₹ In Lakh)	
	As at 31 st March, 2022	As at 31 st March, 2021
Capital reserve		
Opening balance	92.17	92.17
Transaction during the year	-	-
Closing balance	<u>92.17</u>	<u>92.17</u>

Nature and Purpose - The Reserve was created in pursuant to scheme for the merger of Comet Steels Ltd and Sipta Coated Steels Ltd with Jai Corp Ltd. The reserve will be utilized in the compliance with the provisions of the Company's Act, 2013.

Particulars	(₹ In Lakh)	
	As at 31 st March, 2022	As at 31 st March, 2021
Capital redemption reserve		
Opening balance	144.72	136.02
Transaction during the year -		
Transfer from general reserve on account of redemption of preference shares	5.28	8.70
Closing balance	<u>150.00</u>	<u>144.72</u>

Nature and Purpose - The reserve was created upon the redemption of preference shares and will be utilised with the compliance of the provisions of the Company's Act, 2013.

Particulars	(₹ In Lakh)	
	As at 31 st March, 2022	As at 31 st March, 2021
Securities premium reserve		
Opening balance	43,348.95	43,348.95
Transaction during the year	-	-
Closing balance	<u>43,348.95</u>	<u>43,348.95</u>

Nature and Purpose - Securities premium was created when shares are issued at premium. The reserve will be utilised in accordance with the provisions of the Companies Act, 2013.

Particulars	(₹ In Lakh)	
	As at 31 st March, 2022	As at 31 st March, 2021
General reserve		
Opening balance	19,817.70	19,826.40
Transaction during the year -		
Transfer to capital redemption reserve	(5.28)	(8.70)
Closing balance	<u>19,812.42</u>	<u>19,817.70</u>

Nature and Purpose - General Reserve is created from time to time by way of transfer of profits from retained earnings for appropriation purpose. This reserve is a distributable reserve.

NOTES TO THE STANDALONE FINANCIAL STATEMENTS FOR THE YEAR ENDED 31ST MARCH, 2022

Particulars	(₹ In Lakh)	
	As at 31 st March, 2022	As at 31 st March, 2021
Retained earnings		
Opening balance	44,949.43	35,328.40
Transaction during the year -		
Net profit / (loss) for the year	5,420.56	9,861.92
Dividends Paid	(240.85)	(240.89)
Closing balance	50,129.14	44,949.43

Nature and Purpose - Retained earnings represents the accumulated profits / losses made by the Company over the years.

Particulars	(₹ In Lakh)	
	As at 31 st March, 2022	As at 31 st March, 2021
FVOCI - Equity instruments		
Opening balance	(4,148.55)	(4,011.66)
Transaction during the year -		
Fair value gains and losses on restatement to fair value on reporting date	7.03	(136.89)
Deferred tax	-	-
Closing balance	(4,141.52)	(4,148.55)

Nature and Purpose - The company has elected to recognise changes in the fair value of certain investments in equity instruments in other comprehensive income.

Particulars	(₹ In Lakh)	
	As at 31 st March, 2022	As at 31 st March, 2021
Remeasurements of defined benefit plans		
Opening balance	246.90	193.02
Transaction during the year -		
Actuarial gains	40.34	72.01
Deferred tax	(10.15)	(18.12)
Closing balance	277.09	246.90

Nature and purpose - Other comprehensive income also comprises of re-measurements of defined benefit obligations.

Particulars	(₹ In Lakh)	
	As at 31 st March, 2022	As at 31 st March, 2021
Equity component of preference shares issued		
Opening balance	23,772.67	24,648.93
Transaction during the year -		
Term Extension of Preference Shares	319.44	-
Deferred tax on above	(79.77)	-
Early Redemption of Preference Shares	(440.68)	(876.26)
Closing balance	23,571.66	23,772.67

Nature and purpose - The difference between the fair value of preference shares on the date of issue / modification and the transaction price is recognised as a deemed equity component by the promoters.

Estimation of fair value - For computation of the below fair value benefit, the company has estimated the fair value of the financial liability on the date of issue / modification by considering comparable market interest rates adjusted to the facts and circumstances relevant to the company.

NOTES TO THE STANDALONE FINANCIAL STATEMENTS FOR THE YEAR ENDED 31ST MARCH, 2022

Total other equity as at 31 st March, 2022		(₹ In Lakh)
31 st March, 2021		128,224.00
31 st March, 2022		133,239.92

Note 20 - Non - current financial liabilities - Borrowings

Particulars	(₹ In Lakh)	
	As at 31 st March, 2022	As at 31 st March, 2021
Borrowings other than from banks		
Unsecured		
1% Non-Cumulative, Non-Participating Redeemable Preference Shares (refer note 20.1 below)	-	-
Total	<u>-</u>	<u>-</u>

20.1 The terms / rights attached to the Preference Shares:

On 27th November, 2007 1,50,00,000 1% Non - cumulative, Non - Participating Redeemable Preference Shares of ₹ 1 each fully paid-up were allotted. Subsequently 1,48,32,000 shares have been redeemed in various tranches and the balance 1,68,000 are redeemable at a premium of 6% p.a. from the date of allotment over and above the total issue price of ₹ 1,000/- per share which were rolled over for a further period of two years with effect from 26th November, 2021 as approved by share holders at their meeting held on 22nd November, 2021 these Preference shares are to be redeemable on 25th November, 2023. The Preference Shareholders have a preferential right to dividend of 1% per annum, carry a preferential right for repayment of capital in priority to the equity shares, on liquidation of the Company or repayment of capital. However, the preference shares carry no further or other right to participate either in the profits or assets of the Company and have no voting rights.

20.2 Details of shares in the Company held by each shareholder holding more than 5% shares:

Name of Shareholder	As at 31 st March, 2022		As at 31 st March, 2021	
	Number of Shares held	% of Holding	Number of Shares held	% of Holding
Preference Shares:				
Harsh Jain	-	-	41,000	7.77
Ankit Jain	-	-	176,000	33.33
LJNK Trust	-	-	93,120	17.64
Neha Bagaria	-	-	135,000	25.57
Mega Trust	-	-	53,800	10.19

20.3 Reconciliation of number of Preference Shares outstanding at the beginning and at the end of the year:

Particulars	2021-22		2020-21	
	(In Nos.)	(₹ In Lakh)*	(In Nos.)	(₹ In Lakh)*
Shares outstanding at the beginning of the year	528,000	5.28	1,398,000	13.98
Less: Shares redeemed during the year	528,000	5.28	870,000	8.70
Shares outstanding at the end of the year	-	-	528,000	5.28

* Preference shares value shown above is valued at its Face Value.

NOTES TO THE STANDALONE FINANCIAL STATEMENTS FOR THE YEAR ENDED 31ST MARCH, 2022

Note 21 - Deferred tax liabilities

Particulars	(₹ In Lakh)	
	As at 31 st March, 2022	As at 31 st March, 2021
Deferred tax liabilities		
Related to Property, plant and Equipments	1,655.32	1,658.13
Related to redeemable preference share liability	-	81.18
Taxable temporary differences on financial assets measured at FVTPL	40.07	-
Deferred tax assets		
Disallowance Under the Income-tax Act, 1961	22.82	28.07
Net deferred tax liability	<u>1,672.57</u>	<u>1,711.24</u>

21.1 Movement in Deferred Tax Liabilities

Particulars	(₹ In Lakh)				
	PPE	Pref. Share Liab	Financial assets measured at FVTPL	Disallowance under the Income Tax Act	Total
As at 1 st April, 2020	1,597.00	502.15	9.23	(30.05)	2,078.33
Charged/(Credited)					
- to Profit & Loss	61.13	(420.97)	(9.23)	(16.15)	(385.22)
- to Other Comprehensive Income	-	-	-	18.12	18.12
- to Other Components of Equity	-	-	-	-	-
As at 31 st March, 2021	<u>1,658.13</u>	<u>81.18</u>	<u>-</u>	<u>(28.08)</u>	<u>1,711.24</u>
Charged/(Credited)					
- to Profit & Loss	(2.81)	(81.18)	40.07	(4.89)	(48.82)
- to Other Comprehensive Income	-	-	-	10.15	10.15
- to Other Components of Equity	-	-	-	-	-
As at 31st March, 2022	<u>1,655.32</u>	<u>-</u>	<u>40.07</u>	<u>(22.82)</u>	<u>1,672.57</u>

21.2 Unrecognised deferred tax assets:

a) On Deductible temporary differences -

Deferred tax assets are not recognised for certain deductible temporary differences arising on fair valuation of investments to the extent of ₹ 42,250.47 Lakh (31st March, 2021 - 38,727.27 Lakh) because it is not probable that future taxable profits will be available against which these deductible temporary differences can be utilised.

Note 22 - Current financial liabilities - Borrowings

Particulars	(₹ In Lakh)	
	As at 31 st March, 2022	As at 31 st March, 2021
Unsecured Loans		
Current Maturities of Non-current Borrowings	-	9,186.94
Total	<u>-</u>	<u>9,186.94</u>

NOTES TO THE STANDALONE FINANCIAL STATEMENTS FOR THE YEAR ENDED 31ST MARCH, 2022

Note 23 - Trade payables

(₹ In Lakh)

Particulars	As at	As at
	31 st March, 2022	31 st March, 2021
Micro, Small and Medium Enterprises	-	18.08
Others	657.72	395.41
Total	657.72	413.49

23.1 Micro, Small and Medium Enterprises under the Micro, Small and Medium Enterprises Development Act, 2006 (MSMED 2006) have been determined based on the information as available with the Company and the details of amount outstanding due to them are as given below:

(₹ In Lakh)

Particulars	As at	As at
	31 st March, 2022	31 st March, 2021
a) Principal amount and Interest due thereon remaining unpaid to any supplier at the end of each accounting year.	-	18.08
b) The amount of interest paid by the buyer in terms of section 16 of the MSMED 2006, along with the amount of the payment made to the supplier beyond the appointed day during each accounting year.	-	-
c) The amount of interest due and payable for the period of delay in making payment (which has been paid but beyond the appointed day during the year) but without adding the interest specified under MSMED 2006.	-	-
d) The amount of Interest accrued and remaining unpaid at the end of each accounting year; and	-	-
e) The amount of further interest remaining due and payable even in the succeeding years, until such date when the interest dues above are actually paid to small enterprise, for the purpose of disallowance of a deductible expenditure under section 23 of MSMED 2006.	-	-

Note 23.2 - Trade Payable aging schedule

(₹ In Lakh)

Particulars	Not Due	Outstanding from due date of Payment as on 31 st March, 2022				Total
		Less than 1 Year	1 - 2 Years	2 - 3 Years	More than 3 Years	
Micro, Small and Medium Enterprises	-	-	-	-	-	-
Others	190.45	467.19	0.08	-	-	657.72
Total	190.45	467.19	0.08	-	-	657.72

(₹ In Lakh)

Particulars	Not Due	Outstanding from due date of Payment as on 31 st March, 2021				Total
		Less than 1 Year	1 - 2 Years	2 - 3 Years	More than 3 Years	
Micro, Small and Medium Enterprises	18.08	-	-	-	-	18.08
Others	379.63	6.44	8.27	-	1.07	395.41
Total	397.71	6.44	8.27	-	1.07	413.49

NOTES TO THE STANDALONE FINANCIAL STATEMENTS FOR THE YEAR ENDED 31ST MARCH, 2022

Note 24 - Other current financial liabilities

(₹ In Lakh)		
Particulars	As at 31 st March, 2022	As at 31 st March, 2021
Unpaid Dividends	42.87	43.65
Unclaimed for Scheme of Arrangement	38.76	38.76
Creditors for Capital Expenditure	2.90	24.94
Other Payables		
Others	1,045.08	1,046.96
Total	1,129.61	1,154.31

24.1 Unclaimed dividends does not include amount, due and outstanding, to be credited to Investor Education and Protection Fund.

24.2 Others Includes Security Deposits and Liability for expenses etc.

Note 25 - Other current liabilities

(₹ In Lakh)		
Particulars	As at 31 st March, 2022	As at 31 st March, 2021
Advances from Customers	549.90	47.42
Statutory Dues	297.84	103.08
Others (Refer Note 25.1 below)	0.68	0.80
Total	848.42	151.30

25.1 others includes advance rent etc.

Note 26 - Provisions - Current

(₹ In Lakh)		
Particulars	As at 31 st March, 2022	As at 31 st March, 2021
Provision for employee benefits		
Gratuity (Funded) (Refer Note No. 43)	2.71	-
Leave Encashment	87.97	111.54
Total	90.68	111.54

Note 27 - Revenue from operations

(₹ In Lakh)		
Particulars	For the year ended 31 st March, 2022	For the year ended 31 st March, 2021
Sale of Products	71,396.38	45,947.53
Traded Goods	217.27	107.74
Sale of Services	-	839.04
Other Operating Revenue	0.29	0.07
Total	71,613.94	46,894.38

NOTES TO THE STANDALONE FINANCIAL STATEMENTS FOR THE YEAR ENDED 31ST MARCH, 2022

27.1 Revenue disaggregation based on Geography

(₹ In Lakh)

Particulars	For the year ended 31 st March, 2022	For the year ended 31 st March, 2021
Domestic	61,539.07	41,144.24
Exports	10,074.87	5,750.14
Revenue From Operations	<u>71,613.94</u>	<u>46,894.38</u>

27.2 Revenue by business segments:

(₹ In Lakh)

Particulars	For the year ended 31 st March, 2022	For the year ended 31 st March, 2021
Plastic Processing	64,468.80	46,055.34
Steel	7,145.14	839.04
	<u>71,613.94</u>	<u>46,894.38</u>

27.3 Reconciliation of Revenue from Operation with contract price:

(₹ In Lakh)

Particulars	For the year ended 31 st March, 2022	For the year ended 31 st March, 2021
Contract Price	71,888.25	47,293.85
Reduction towards variables considerations components	(274.31)	(399.47)
	<u>71,613.94</u>	<u>46,894.38</u>

Note 28 - Other income

(₹ In Lakh)

Particulars	For the year ended 31 st March, 2022	For the year ended 31 st March, 2021
Interest Income from Financial Assets measured at amortised cost		
From Fixed Deposits	4.56	20.25
From Customers	-	20.37
From Others	14.98	351.90
Profit on Sale of Investments (Net)		
From Non-current investments	-	0.69
From Current Investments	67.67	172.17
Rent Income	2.28	1.41
Profit on Sale of Plant, Property and Equipments (Net)	157.24	8,572.96
Net Gain on Foreign Currency Transactions and Translation	12.27	-
Export Incentive	2.11	139.52
Miscellaneous Income	77.09	20.60
Fair value changes (net) on financial assets classified as fair value through profit and loss	159.19	-
Total	<u>497.39</u>	<u>9,299.87</u>

NOTES TO THE STANDALONE FINANCIAL STATEMENTS FOR THE YEAR ENDED 31ST MARCH, 2022

Note 29 - Cost of materials consumed

(₹ In Lakh)		
Particulars	For the year ended 31 st March, 2022	For the year ended 31 st March, 2021
Opening Stock of Raw Material	4,857.96	1,421.56
Less: Cost of Raw Material Sold	187.26	70.53
Add: Purchases	51,450.73	35,630.55
	<u>56,121.43</u>	<u>36,981.58</u>
Less: Closing Stock of Raw Material	2,900.69	4,857.96
Cost of Materials consumed	<u><u>53,220.74</u></u>	<u><u>32,123.62</u></u>

Note 30 - Changes in Inventories of Finished Goods, Work-in-progress and Stock-in-Trade

(₹ In Lakh)		
Particulars	For the year ended 31 st March, 2022	For the year ended 31 st March, 2021
At the end of the Year		
Finished Goods	2,859.84	2,899.93
Work-in-Progress	1,784.33	1,559.99
Scrap	123.12	43.10
	<u>4,767.29</u>	<u>4,503.02</u>
At the beginning of the Year		
Finished Goods	2,899.93	1,639.56
Work-in-Progress	1,559.99	1,271.47
Scrap	43.10	42.05
	<u>4,503.02</u>	<u>2,953.08</u>
Changes in Inventories of Finished Goods, Work-in-progress and Stock-in-Trade	<u><u>(264.27)</u></u>	<u><u>(1,549.94)</u></u>

Note 31 - Employee benefits expense

(₹ In Lakh)		
Particulars	For the year ended 31 st March, 2022	For the year ended 31 st March, 2021
Salaries, Wages and Perquisites	4,159.80	4,013.93
Contribution to Provident, Gratuity and Other Funds (Refer Note No. 43)	262.18	256.21
Staff Welfare Expenses	30.53	46.63
Total	<u><u>4,452.51</u></u>	<u><u>4,316.77</u></u>

Note 32 - Finance costs

(₹ In Lakh)		
Particulars	For the year ended 31 st March, 2022	For the year ended 31 st March, 2021
Interest expense on redeemable preference shares measured at amortized cost	334.99	1,431.26
Interest on Other	0.02	131.97
Total	<u><u>335.01</u></u>	<u><u>1,563.23</u></u>

NOTES TO THE STANDALONE FINANCIAL STATEMENTS FOR THE YEAR ENDED 31ST MARCH, 2022

Note 33 - Other expenses

(₹ In Lakh)		
Particulars	For the year ended 31 st March, 2022	For the year ended 31 st March, 2021
Stores, Spare parts and Packing Materials Consumed	1,534.03	1,170.95
Power and Fuel	2,081.93	2,293.99
Job Work Charges	23.28	80.94
Repairs to Machinery	171.13	63.76
Repairs to Buildings	98.38	143.29
Advertisement, Publicity and Sales Promotion Expenses	23.11	8.39
Brokerage and Commission	452.44	281.92
Freight Outward, Handling charges and Octroi (Net)	848.88	574.70
Payment to Auditors (Refer Note No. 33.1 below)	24.30	24.08
Rent	78.97	78.95
Rates and Taxes	83.53	43.93
Repairs & Maintenance - Others	7.24	26.18
Insurance	124.51	124.96
Legal, Professional and Consultancy Charges	298.32	208.64
Travelling and Conveyance	54.03	33.97
Net Loss on Foreign Currency Transactions (Net)	-	1.92
Directors' Sitting Fees	7.60	6.15
Donations (Refer Note No. 33.3 below)	51.50	50.00
Bank Charges	14.15	5.68
Loss on Sale of Export License	16.10	-
Prov. For Impairment of Investments	177.00	204.88
Bad Debts	-	153.71
Sundry Balances Written Off (Net)	12.13	2.89
Corporate Social Responsibilities Expenditure	102.23	120.46
Miscellaneous Expenses	133.87	129.31
Fair value changes (net) on financial assets classified as fair value through profit and loss - net expense	-	234.74
Total	6,418.66	6,068.39

33.1 Payment to Auditors

(₹ In Lakh)		
Particulars	For the year ended 31 st March, 2022	For the year ended 31 st March, 2021
Audit Fees	18.00	18.00
Certification Charges	6.00	6.00
Reimbursement of Expenses	0.30	0.08
Total	24.30	24.08

33.2 Notes related to Corporate Social Responsibility expenditure

- CSR amount required to be spent as per Section 135 of the Companies Act, 2013 read with Schedule VII thereof by the company during the year is ₹ 101.24 Lakh (Previous Year ₹ 110.02 Lakh)
- Expenditure related to Corporate Social Responsibility is ₹ 102.23 Lakh (Previous Year ₹ 120.46 Lakh).

NOTES TO THE STANDALONE FINANCIAL STATEMENTS FOR THE YEAR ENDED 31ST MARCH, 2022

(₹ In Lakh)

Particulars	For the year ended 31 st March, 2022	For the year ended 31 st March, 2021
Education	69.65	54.61
Safe Drinking Water	1.74	27.26
Health	14.12	16.36
Others	16.72	22.23
	<u>102.23</u>	<u>120.46</u>

33.3 Amount includes ₹ 50 Lakh given to a Political Party during the year

Note 34 - Tax expense

(₹ In Lakh)

Particulars	For the year ended 31 st March, 2022	For the year ended 31 st March, 2021
Current tax expense		
Current tax for the year		
- Continuing Operations	1,621.59	3,399.57
- Discontinuing Operations	(7.77)	(48.26)
Income tax for earlier years	-	(27.08)
	<u>1,613.82</u>	<u>3,324.23</u>
Change in deferred tax assets		
Deferred taxes		
Change in deferred tax liabilities		
- Continuing Operations	(168.69)	(456.31)
- Discontinuing Operations	40.09	71.10
	<u>(128.60)</u>	<u>(385.21)</u>
Total	<u>1,485.22</u>	<u>2,939.02</u>

Note 34.1 - Tax reconciliation (for profit and loss)

(₹ In Lakh)

Particulars	For the year ended 31 st March, 2022	For the year ended 31 st March, 2021
Profit before income tax expense from Continuing and Discontinuing Operation	6,905.78	12,800.94
Income Tax	1,738.05	3,221.74
Related to Property, Plant and Equipment	10.84	(344.59)
Expenses not allowed	84.17	54.53
Fair Valuation of Financial Assets and liabilities (including Impairment and Write Off)	(347.82)	34.51
Income Tax of Earlier Years	-	(27.08)
Others	(0.03)	(0.09)
Income tax expense	<u>1,485.22</u>	<u>2,939.02</u>

NOTES TO THE STANDALONE FINANCIAL STATEMENTS FOR THE YEAR ENDED 31ST MARCH, 2022

Note 35 - Other comprehensive income

(₹ In Lakh)

Particulars	For the year ended 31 st March, 2022	For the year ended 31 st March, 2021
(i) Items that will not be reclassified to profit or loss		
Actuarial gains on defined benefit obligations	40.34	72.01
Deferred taxes credits on actuarial gains	(10.15)	(18.12)
Fair value changes (net) on financial assets classified as fair value through other comprehensive income	7.03	(136.89)
Income Tax impact on the above	-	-
Total items that will not be reclassified to profit and loss	47.37	(64.88)
Income taxes	(10.15)	(18.12)
Total	37.22	(83.00)

Note 36 - Fair value measurements

Financial instruments by category:

(₹ In Lakh)

Particulars	As at 31 st March, 2022			As at 31 st March, 2021		
	FVOCI	FVTPL	Amortised cost	FVOCI	FVTPL	Amortised cost
Financial assets (other than investment in subsidiaries and associates)						
Non current assets						
Investments in Unquoted Equity Shares	27,532.77	-	-	27,521.84	-	-
Investments in units	-	741.63	-	-	852.54	-
Investment in FCCD's	159.56	-	-	163.45	-	-
Non-current loans	-	-	10.55	-	-	-
Other non-current financial assets	-	-	366.75	-	-	364.57
Current assets						
Investment in mutual funds	-	2,217.95	-	-	-	-
Trade receivables	-	-	6,285.43	-	-	5,893.02
Cash & Cash Equivalents	-	-	629.32	-	-	1,007.47
Other bank balances	-	-	42.87	-	-	347.28
Current loans	-	-	3.42	-	-	16.90
Other current financial assets	-	-	147.17	-	-	432.12
Total financial assets	27,692.32	2,959.59	7,485.51	27,685.29	852.54	8,061.36
Financial liabilities						
Current liabilities						
Current borrowings	-	-	-	-	-	9,186.94
Trade payables	-	-	657.72	-	-	413.49
Other financial liabilities	-	-	1,129.61	-	-	1,154.31
Total financial liabilities	-	-	1,787.33	-	-	10,754.74

NOTES TO THE STANDALONE FINANCIAL STATEMENTS FOR THE YEAR ENDED 31ST MARCH, 2022**Fair value hierarchy**

The fair values of the financial assets and liabilities are included at the amount that would be received to sell an asset or paid to transfer a liability in an orderly transaction between market participants at the measurement date. This section explains the judgements and estimates made in determining the fair values of the financial instruments that are (a) recognised and measured at fair value and (b) measured at amortised cost and for which fair values are disclosed in the financial statements. To provide an indication about the reliability of the inputs used in determining fair value, the Company has classified its financial instruments into the three levels prescribed under the accounting standard. An explanation of each level follows underneath the table.

Level 1: Level 1 hierarchy includes financial instruments measured using quoted prices. This includes listed equity instruments that have quoted price and financial instruments like Mutual Funds for which NAV is published by Mutual Fund Operator. The fair value of all equity instruments which are traded in the stock exchanges is valued using the closing price as at the reporting period and Mutual Fund are valued using the Closing NAV.

Level 2: The fair value of financial instruments that are not traded in an active market is determined using valuation techniques which maximise the use of observable market data and rely as little as possible on entity-specific estimates. If all significant inputs required to fair value an instrument are observable, the instrument is included in level 2.

Level 3: If one or more of the significant inputs is not based on observable market data, the instrument is included in level 3. Instruments in level 3 category for the company include unquoted equity shares and FCCDs and unquoted units of venture capital funds.

Financial assets and liabilities measured at fair value at each reporting date

(₹ In Lakh)

	As at 31 st March, 2022			As at 31 st March, 2021		
	Level 1	Level 2	Level 3	Level 1	Level 2	Level 3
Financial assets (other than investment in subsidiaries and associates)						
Financial assets measured at FVOCI						
Investments in Unquoted Equity Shares (including assets held for sale)	-	-	27,532.77	-	-	27,521.84
Investment in FCCD's	-	-	159.56	-	-	163.45
Total	-	-	27,692.32	-	-	27,685.29
Financial assets measured at FVTPL						
Investments in units	-	-	741.63	-	-	852.54
Investment in units of Mutual funds	2,217.95	-	-	-	-	-
Total	2,217.95	-	741.63	-	-	852.54

NOTES TO THE STANDALONE FINANCIAL STATEMENTS FOR THE YEAR ENDED 31ST MARCH, 2022

Fair value for assets measured at amortised cost

(₹ In Lakh)

	As at 31st March, 2022				As at 31st March, 2021			
	Level 1	Level 2	Level 3	Carrying amount	Level 1	Level 2	Level 3	Carrying amount
Financial assets								
Other non-current financial assets	-	366.78	-	366.75	-	364.57	-	364.57
Non-current loans - Loans to employees	-	10.55	-	10.55	-	-	-	-
Current loans - Loans to employees	-	3.42	-	3.42	-	-	-	-
Financial liabilities								
Current borrowings	-	-	-	-	-	9,186.94	-	9,186.94

During the years mentioned above, there have been no transfers amongst the levels of hierarchy.

The carrying amounts of trade receivables, cash and cash equivalents, and other bank balances, current loans, other current financial assets, current borrowings, trade payables and other financial liabilities are considered to be approximately equal to the fair value.

The fair values disclosed above are based on discounted cash flows using a current borrowing rate. They are classified as level 3 fair values in the fair value hierarchy due to the use of unobservable inputs.

Valuation process

The Company evaluates the fair value of financial assets and financial liabilities on periodic basis using the best and most relevant data available. Also, the Company internally evaluates the valuation process and obtains independent price validation for certain instruments wherever necessary.

Valuation techniques used to determine fair value and significant estimates and judgements made in:

Significant valuation techniques used to value financial instruments include:

- Investment in units, equity instruments and FCCDs are fair valued using the discounted cash flow method or market comparison method or cost approach as appropriate

Changes in fair values for items measured at level 3 as per the hierarchy

(₹ In Lakh)

	Unquoted equity shares	FCCD's	Units
As at 1st April 2020	27,648.22	173.96	1,125.57
Reduction in paid up value	-	-	(38.10)
Sale proceeds	-	-	(0.89)
Realized Gains/ (losses) recognised in Profit and loss	-	-	0.69
Unrealized Gains/ (losses) recognised in Profit and loss	-	-	(234.74)
Unrealized Gains/ (losses) recognised in OCI	(126.38)	(10.51)	-
As at 31st March, 2021	27,521.84	163.45	852.54
Reduction in paid up value	-	-	(266.67)
Unrealized Gains/ (losses) recognised in Profit and loss	-	-	155.76
Unrealized Gains/ (losses) recognised in OCI	10.93	(3.89)	-
As at 31st March, 2022	27,532.77	159.56	741.63

NOTES TO THE STANDALONE FINANCIAL STATEMENTS FOR THE YEAR ENDED 31ST MARCH, 2022

Valuation inputs for fair values of items in level 3 and their relationships to fair value

Fair valuation of Investments in units and unquoted equity shares and FCCD's are classified as level 3 in the fair value hierarchy because of the unobservable inputs / significant adjustments to observable inputs used to determine the fair value. These investments are mainly into the real estate sector. The valuation methodologies include discounted cash flow method, comparable market price method, as appropriate. The significant unobservable inputs / significantly adjusted observable inputs used in the valuation include prevailing discount rates, market value of land parcels, cost of projects, expected sales consideration etc. A change upto +/- 10% in these inputs will impact the profit before tax by ₹ (74.16)/74.16 Lakh for the year ended 31st March, 2022 and Other comprehensive income before tax by ₹ (66.65)/44.22 Lakh for the year ended 31st March, 2022. The profit for the year would be impacted as a result of gains / losses on investments classified as at fair value through profit or loss, i.e. units. Other comprehensive income would be impacted as a result of gain / losses on investments classified as at fair value through other comprehensive income, i.e. unquoted equity shares and FCCD's.

37 Financial risk management

The company is exposed to credit risk, liquidity risk and Market risk.

A Credit risk

Credit risk arises from cash and bank balances, current and non-current loans, trade receivables and other financial assets measured at amortised cost.

Credit risk management

Credit risk arises from the possibility that counter party may not be able to settle their obligations as agreed. The company is exposed to credit risk from bank balances, security deposits, investments measured at amortised cost, trade receivables, Loan to Employees and other current financial assets.

The Company periodically assesses the financial reliability of the counter party, taking into account the financial condition, current economic trends, and analysis of historical bad debts and ageing of accounts receivable. Investments at Amortised Cost are strategic investments in associated lines of business activity, the Company closely monitors the performance of these Companies. Bank deposits are placed with reputed banks / financial institutions. Hence, there is no significant credit risk on such fixed deposits.

Other Deposits as place with Government authorities hence the risk of credit loss is negligible.

Trade Receivable: The Company trades with recognized and credit worthy third parties. It is the Company's policy that all customers who wish to trade on credit terms are subject to credit verification procedures. In addition, receivable balances are monitored on an on-going basis with the result that the Company's exposure to bad debts is not significant. Also the company does not enter into sales transaction with customers having credit loss history. There are no significant credit risks with related parties of the Company. The Company is exposed to credit risk in the event of non-payment by customers. Also credit risk in some of cases are mitigated by letter of credit/Advances from the customer.

The history of trade receivables shows a negligible allowance for bad and doubtful debts.

Credit risk arising from loans to employees are mitigated by structuring the repayment of loans.

B Liquidity risk

Liquidity risk is defined as the risk that the Company will not be able to settle or meet its obligations on time or at a reasonable price. For the Company, liquidity risk arises from obligations on account of financial liabilities – borrowings, trade payables and other financial liabilities.

Liquidity risk management

The Company manages its liquidity risk by regularly monitoring its rolling cash flow forecasts. The Company's operations provide a natural liquidity of receivables against payments due to creditors. Receipts exceeding the amount of payables to creditors are invested in liquid assets like mutual funds. Borrowings are managed through credit facilities agreed with the Banks, internal accruals and realisation of liquid assets. In the event of cash shortfalls, the company approaches the lenders for a suitable term extension.

NOTES TO THE STANDALONE FINANCIAL STATEMENTS FOR THE YEAR ENDED 31ST MARCH, 2022

Maturities of non – derivative financial liabilities

As at 31 st March, 2022	(₹ In Lakh)				
Particulars	Less than 6 months	6 months to 1 year	Between 1 and 5 years	Beyond 5 years	Total
Trade payables	657.72	-	-	-	657.72
Other current financial liabilities	1,129.61	-	-	-	1,129.61
Total	1,787.33	-	-	-	1,787.33

As at 31 st March, 2021	(₹ In Lakh)				
Particulars	Less than 6 months	6 months to 1 year	Between 1 and 5 years	Beyond 5 years	Total
Trade payables	413.49	-	-	-	413.49
Current maturities of Non-Current Borrowings	-	9,186.94	-	-	9,186.94
Other current financial liabilities	1,154.31	-	-	-	1,154.31
Total	1,567.80	9,186.94	-	-	10,754.74

C Market risk

Foreign currency risk

The Company is exposed to foreign exchange risk arising from foreign currency receivables and payables. The foreign currency exposures are to USD.

Foreign currency risk management

Considering the time duration of exposures, the Company believes that there will be no significant impact on account of fluctuation in exchange rates.

(₹ In Lakh)

Particulars	Financial assets	Financial liabilities	Net Exposure - Assets/(Liability)
	Trade receivables	Trade payables	
31st March, 2022			
USD	243,782.80	40,447.31	203,335.49
INR	184.80	30.66	154.14
TOTAL INR	184.80	30.66	154.14
31st March, 2021			
USD	694,020.40	-	694,020.40
INR	510.14	-	510.14
TOTAL INR	510.14	-	510.14

NOTES TO THE STANDALONE FINANCIAL STATEMENTS FOR THE YEAR ENDED 31ST MARCH, 2022

Sensitivity to foreign currency risk

(₹ In Lakh)

Particulars	Impact on statement of profit and loss (Before tax) for the year ending Profit/(Loss)	
	31 st March, 2022	31 st March, 2021
USD sensitivity		
INR / USD		
Increase by 1%	1.54	5.10
Decrease by 1%	(1.54)	(5.10)

Price risk

The Company holds investments in units, equity instruments and mutual funds. The Company's exposure to equity security's price risks arises from these investments held by the Company and classified in the balance sheet either as fair value through OCI or at fair value through profit or loss.

Price risk management :-

The Company evaluates the performance of its investments on a periodic basis. Also, the investments have been placed for a long term objective and any deterioration for a temporary period is not taken into account while evaluating the performance of its investments. Majority of the investments are placed for strategic management purposes.

Sensitivity for quoted Investments

(₹ In Lakh)

	Impact on profit/(loss) (Before Tax)		Impact on other components of equity	
	31 st March, 2022	31 st March, 2021	31 st March, 2022	31 st March, 2021
Mutual Funds				
Increase in price by1%	22.18	-	-	-
Decrease in price by1%	(22.18)	-	-	-

Profit for the year would increase/ decrease as a result of gains/ losses on investments classified as at fair value through profit or loss. Other components of equity would increase/ decrease as a result of equity securities classified as at fair value through other comprehensive income.

Please refer Sensivity impact of significant unobservable inputs for level 3 Fair value management in Note No. 36. These represents the price risk since the price will vary basis the significant inputs.

38 Capital Management

38.1 Risk management :-

For the purpose of Company's capital management, capital includes issued capital, all other equity reserves and debts. The primary objective of the Company's capital management is to maximise shareholders value. The Company manages its capital structure and makes adjustments in the light of changes in economic environment and the requirements of the financial covenants.

The Company monitors capital using gearing ratio, which is net debt divided by total capital (equity plus net debt). Net debt are non-current and current debts as reduced by cash and cash equivalents, other bank balances. Equity comprises all components including other comprehensive income.

The capital composition is as follows:

(₹ In Lakh)

Particulars	31 st March, 2022	31 st March, 2021
Total debts	-	9,186.94
Less: Cash and Cash Equivalents	629.32	1,007.47
Net Debts	(629.32)	8,179.47
Total equity	135,024.63	130,008.71
Total Capital (Net Debt plus Total Equity)	134,395.31	138,188.18
Net Debt Equity Ratio	-	0.06

NOTES TO THE STANDALONE FINANCIAL STATEMENTS FOR THE YEAR ENDED 31ST MARCH, 2022

38.2 Dividend paid and Proposed dividend

(₹ in Lakh)

Particulars	31 st March, 2022	31 st March, 2021
a Equity dividend		
Final dividend for the year ended 31 st March, 2021 of ₹ 0.50 (31 st March, 2020 - ₹ 0.50) per fully paid share	240.84	240.84
b Preference dividend		
Final dividend for the year ended 31 st March, 2021 of ₹ 0.01 (31 st March, 2020 - ₹ 0.01) per fully paid share	0.02	0.05
c Dividends not recognised at the end of the reporting period		
In addition to the above dividends, since year end the directors have recommended the payment of a final dividend of ₹ 0.50 (31 st March, 2021 - ₹ 0.50) per fully paid equity share and ₹ Nil (31 st March, 2021 - ₹ 0.01) per fully paid preference share. This proposed dividend is subject to the approval of shareholders in the ensuing annual general meeting.	892.25	240.89

39. Investments in subsidiaries, associates and joint ventures:

Sr. No.	Subsidiary / associate / joint venture	Name of the Subsidiary / associate / joint venture	Principal place of business and country of incorporation	Proportion of ownership interest 31 st March, 2022	Proportion of ownership interest 31 st March, 2021	Principal Activities
1	Subsidiary	Urban Infrastructure Venture Capital Ltd.	India	100%	100%	Investment Management
2	Subsidiary	Urban Infrastructure Trustees Ltd.	India	100%	100%	Investment Management
3	Subsidiary	Ashoka Realty and Developers Limited	India	100%	100%	Real Estate
4	Subsidiary	Ekdant Realty and Developers Limited	India	100%	100%	Real Estate
5	Subsidiary	Hari Darshan Realty Limited	India	100%	100%	Real Estate
6	Subsidiary	Hill Rock Construction Limited	India	100%	100%	Real Estate
7	Subsidiary	Hind Agri Properties Limited	India	100%	100%	Real Estate
8	Subsidiary	Iconic Realtors Limited	India	100%	100%	Real Estate
9	Subsidiary	Jailaxmi Realty and Developers Limited	India	100%	100%	Real Estate
10	Subsidiary	Krupa Land Limited	India	100%	100%	Real Estate
11	Subsidiary	Krupa Realtors Limited	India	100%	100%	Real Estate
12	Subsidiary	Multifaced Impex Limited	India	100%	100%	Real Estate
13	Subsidiary	Novelty Realty and Developers Limited	India	100%	100%	Real Estate
14	Subsidiary	Rainbow Infraprojects Limited	India	100%	100%	Real Estate
15	Subsidiary	Rudradev Developers Limited	India	- *	100%	Real Estate
16	Subsidiary	Swar Land Developers Limited	India	100%	100%	Real Estate
17	Subsidiary	Swastik Land Developers Limited	India	100%	100%	Real Estate
18	Subsidiary	Vasant Bahar Realty Limited	India	100%	100%	Real Estate
19	Subsidiary	Welldone Real Estate Limited	India	100%	100%	Real Estate
20	Subsidiary	Yug Developers Limited	India	100%	100%	Real Estate
21	Subsidiary	Jai Corp Welfare Foundation	India	100%	100%	Trust
22	Subsidiary	UI Wealth Advisors Private Limited	India	100%	100%	Investment Management
23	Subsidiary	Belle Terre Realty Limited	Mauritius	100%	100%	Real Estate
24	Subsidiary	Oasis Holding FZC	Sharjah, UAE	75%	75%	Real Estate
25	Associate	Searock Developers FZC	Sharjah, UAE	50%	50%	Real Estate
26	Associate	Urban Infrastructure Holdings Private Limited	India	32%	32%	Investment Management

* During the year, the name of Rudradev Developers Limited was struck-off by the Ministry of Corporate Affairs.

NOTES TO THE STANDALONE FINANCIAL STATEMENTS FOR THE YEAR ENDED 31ST MARCH, 2022

40. Related Party Disclosure:

As per Ind AS 24 “Related party Disclosures”, disclosure of transactions with the related parties as defined in the Accounting Standard are given below:-

40.1 List of related parties and relationship.

(i) **Subsidiary:**

Ashoka Realty and Developers Limited
 Belle Terre Realty Limited
 Ekdant Realty and Developers Limited
 Hari Darshan Realty Limited
 Hill Rock Construction Limited
 Hind Agri Properties Limited
 Iconic Realtors Limited
 Jailaxmi Realty and Developers Limited
 Krupa Land Limited
 Krupa Realtors Limited
 Multifaced Impex Limited
 Novelty Realty and Developers Limited
 Oasis Holding FZC
 Rainbow Infraprojects Limited
 Rudradev Developers Limited (Up to 23 March, 2022)
 Swar Land Developers Limited
 Swastik Land Developers Limited
 UI Wealth Advisors Private Limited
 Urban Infrastructure Trustees Limited
 Urban Infrastructure Venture Capital Limited
 Vasant Bahar Realty Limited
 Welldone Real Estate Limited
 Yug Developers Limited
 Jai Corp Welfare Foundation (Registered U/S 8 of Companies Act, 2013)

(i) **Associates** : Searock Developers FZC

Urban Infrastructure Holdings Private Limited

(ii) **Key Management Personnel of the Company:**

- (a) Shri Anand Jain
- (b) Shri Virendra Jain
- (c) Shri Gaurav Jain
- (d) Shri V. S. Pandit (Up to 31 March, 2021)
- (e) Shri Dinesh Paliwal (w.e.f. 1 April, 2021)
- (f) Shri Pramod Jaiswal
- (g) Shri Ananjan Datta

NOTES TO THE STANDALONE FINANCIAL STATEMENTS FOR THE YEAR ENDED 31ST MARCH, 2022

(iii) Relatives of Key Management Personnel :

- (a) Smt. Laxmi Jain Relative of Shri Gaurav Jain
- (b) Smt. Rina Jain Relative of Shri Virendra Jain
- (c) Smt. Sushma Jain Relative of Shri Anand Jain
- (d) Shri. Ankit Jain Relative of Shri Virendra Jain
- (e) Smt. Neha Bagaria Relative of Shri Anand Jain
- (f) Shri. Harsh Jain Relative of Shri Anand Jain
- (g) Shri. Satyapal Jain Relative of Shri Gaurav Jain, Shri Anand Jain and Shri Virendra Jain.
- (h) Smt. Ruchi Hanasoge Relative of Shri Virendra Jain

(iv) Enterprises over which Key Management Personnel and their relatives are able to exercise significant influence:

- (a) Malhar Developers Private Limited
- (b) Prime Trust
- (c) Mega Trust
- (d) GJRJ Trust
- (e) LJNK Trust
- (f) NK Trust
- (g) Techfab (India) Industries Ltd.

NOTE 40.2

Transactions during the year with related parties :

(₹ In Lakh)

Nature of Transaction	Name of the Related Party	2021-22	2020-21
Reimbursement of expenses from	Ashoka Realty and Developers Limited	-	0.03
	Ekdant Realty and Developers Limited	-	0.03
	Hari Darshan Realty Limited	-	0.03
	Hill Rock Construction Limited	-	0.10
	Hind Agri Properties Limited	-	0.03
	Iconic Realtors Limited	-	0.03
	Jailaxmi Realty and Developers Limited	-	0.03
	Krupa Land Limited	-	0.03
	Krupa Realtors Limited	-	0.03
	Multifaced Impex Limited	-	0.03
	Novelty Realty and Developers Limited	-	0.03
	Rainbow Infraprojects Limited	-	0.03
	Rudradev Developers Limited	-	0.03
	Swastik Land Developers Limited	-	0.03
	Vasant Bahar Realty Limited	-	0.03
	Welldone Real Estate Limited	-	0.03
Yug Developers Limited	-	0.03	
Remuneration Paid	Shri V S Pandit	-	46.35
	Shri Dinesh Paliwal	67.16	-
	Shri Pramod Jaiswal	68.99	50.98
	Shri Ananjan Datta	37.32	28.61

NOTES TO THE STANDALONE FINANCIAL STATEMENTS FOR THE YEAR ENDED 31ST MARCH, 2022

Dividend paid on Preference shares	Smt. Neha Bagaria	0.01	0.01
	Shri Harsh Jain (Previous Year ₹ 410)	-	0.00
	Shri Satyapal Jain (Previous Year ₹ 117.50)	-	0.00
	Shri Gaurav Jain (Current Year ₹ 117.50)	0.00	-
	Shri Ankit Jain	0.01	0.02
	Mega Trust	-	0.01
	NK Trust (Previous Year ₹ 173.30)	-	0.00
	LJNK Trust (Current Year ₹ 442.50)	0.00	0.01
Directors' Sitting Fee	Shri Virendra Jain	1.55	1.23
	Shri Anand Jain	0.73	0.63
Sale of Property, plant and equipment	Techfab (India) Industries Ltd.	65.28	-
Rent Paid	Malhar Developers Pvt Ltd	78.95	78.95

(₹ In Lakh)

Nature of Transaction	Name of the Related Party	As at 31 st March, 2022	As at 31 st March, 2021
Preference Shares	Smt. Neha Bagaria	-	2,348.93
	Shri Harsh Jain	-	713.38
	Shri Satyapal Jain	-	204.44
	Shri Ankit Jain	-	3,062.31
	N K Trust	-	301.53
	Mega Trust	-	936.09
	LJNK Trust	-	1,620.24
Redemption of Preference Shares	Shri. Gaurav Jain	218.38	1,500.39
	Shri. Ankit Jain	3,214.39	5,145.61
	Smt. Neha Bagaria	2,470.77	3,566.25
	LJNK Trust	1,705.92	-
	Mega Trust	975.77	3,013.48
	NK Trust	314.31	631.75
Investments Write off	Sh. Harsh Jain	743.62	1,579.36
	Rudradev Developers Limited	5.00	-
Investments Purchased	Novelty Realty and Developers Ltd	-	9.00
	Ekdant Realty and Developers Limited	-	12.00
	Hari Darshan Realty Limited	-	2.00
	Iconic Relators Ltd	-	50.00
	Jailaxmi Realty and Developers Limited	-	74.00
	Krupa Land Ltd	-	2.00
	Krupa Realtors Limited	-	26.00
	Rainbow Infraprojects Ltd	-	1.00
	Hill Rock Construction Limited	39.50	-

NOTES TO THE STANDALONE FINANCIAL STATEMENTS FOR THE YEAR ENDED 31ST MARCH, 2022

(₹ In Lakh)

Nature of Transaction	Name of the Related Party	As at 31 st March, 2022	As at 31 st March, 2021
	Yug Developers Ltd	10.00	-
	Multifaced Impex Limited	5.00	-
	Rudradev Developers Limited	-	37.00
	Vasant Bahar Realty Limited	-	4.00
Investments Redemption	Welldone Real Estate Ltd		20.00
	Krupa Land Ltd	477.50	-
	Swar Land Developers Limited	648.00	-
	Yug Developers Ltd	-	47.25
Investments - Subsidiaries	Urban Infrastructure Venture Capital Ltd.	100.28	100.28
	Urban Infrastructure Trustees Ltd.	5.01	5.01
	Ashoka Realty and Developers Limited	5.00	5.00
	Belle Terre Realty Limited	10,159.23	10,159.23
	Ekdant Realty and Developers Limited	1,697.00	1,697.00
	Hari Darshan Realty Limited	901.22	901.22
	Hill Rock Construction Limited	931.45	931.45
	Hind Agri Properties Limited	249.00	249.00
	Iconic Realtors Limited	11,998.00	11,998.00
	Jailaxmi Realty and Developers Limited	2,021.00	2,021.00
	Krupa Land Limited	1,543.08	2,020.58
	Krupa Realtors Limited	859.00	859.00
	Multifaced Impex Limited	965.89	960.89
	Novelty Realty and Developers Limited	993.00	993.00
	Rainbow Infraprojects Limited	1,239.00	1,239.00
	Rudradev Developers Limited	-	1,218.00
	Swar Land Developers Limited	2,502.00	3,150.00
	Swastik Land Developers Limited	4.81	4.81
	Vasant Bahar Realty Limited	180.14	180.14
	Welldone Real Estate Limited	546.05	546.05
	Yug Developers Limited	1,157.00	1,147.00
	Jai Corp Welfare Foundation	5.00	5.00
Debenture Application Money	Hill Rock Construction Limited	39.50	-
Provision for Impairment	Rudradev Developers Limited	-	1,213.00
	Rainbow Infraprojects Ltd	177.00	-
Investments - Associates	Urban Infrastructure Holdings Pvt. Ltd.	28,141.02	28,141.02

NOTES TO THE STANDALONE FINANCIAL STATEMENTS FOR THE YEAR ENDED 31ST MARCH, 2022

40.2.1 Compensation to key management personnel of the Company

(₹ In Lakh)

Nature of Transaction	2021-22	2020-21
Short-term employee benefits	173.48	125.94
Post-employment benefits	1.25	21.54
Total compensation paid to key management personnel	174.73	147.48

40.2.2 The transactions with related parties are made on terms equivalent to those that prevail in arm's length transactions. Outstanding balances at year-end are unsecured, unless specified and settlement occurs in cash. This assessment is undertaken each financial year through examining the financial position of the related party and the market in which the related party operates.

Terms & Conditions:

40.2.3 For terms related to Preference shares issued to related parties refer note 20.

40.2.4 Outstanding loans and advances are unsecured and repayable on demand.

41 Contingent Liabilities and Commitments (To the extent not provided for)

(₹ In Lakh)

Particulars	As at 31st March, 2022	As at 31st March, 2021
(A) Contingent Liabilities		
(a) Claims against the Company not acknowledged as debts		
(i) Disputed Liability in Appeal (No cash outflow is expected in the near future)		
- Income-tax	3,758.18	1,521.15
- Excise Duty / Service Tax (₹ 14.53 Lakh (Previous Year ₹ 14.53 Lakh) paid under protest)	13.45	13.45
- Railway Claims (Previous Year ₹ 65 Lakh paid under protest)	-	95.83
- Sales Tax (Previous Year ₹ 0.57 Lakh paid under protest)	-	26.85
	3,771.64	1,657.28
(B) Commitments		
(a) Estimated amount of contracts remaining to be executed on Capital Account and not provided for / Net of advance paid		
- Property, Plant and Equipments (Cash outflow is expected on execution of such capital contracts)	92.26	76.06
(b) Uncalled liability on partly paid-up Shares/Debentures	186.54	186.54

41.1 Management is of the view that above litigations will not have any material impact on the financial positions of the Company.

42 Events occurring after the reporting date

Refer to note 38.2 for the dividend recommended by the directors which is subject to the approval of shareholders in the ensuing annual general meeting.

43 Employee benefits

As per Indian Accounting Standard-19 'Employee Benefits', the disclosure of Employee benefits as defined in the Accounting Standard are given below:

(a) Defined Benefit Plan :

The Company provides for gratuity for employees in India as per the Payment of Gratuity Act, 1972. Employees who are in continuous service for a period of 5 years are eligible for gratuity. The amount of gratuity payable on retirement/termination is the employees last drawn basic salary per month computed proportionately for 15 days salary multiplied for the number of years of service. The Fund is managed

NOTES TO THE STANDALONE FINANCIAL STATEMENTS FOR THE YEAR ENDED 31ST MARCH, 2022

by a trust which is governed by the Board of Trustees. The Board of Trustees are responsible for the administration of the plan assets and for the definition of the investment strategy. The present value of obligation is determined based on actuarial valuation using the Projected Unit Credit Method, which recognizes each period of service as giving rise to additional unit of employee benefit entitlement and measures each unit separately to build up the final obligation.

Particulars	Gratuity (Funded)	
	2021-22	2020-21
Actuarial assumptions		
Mortality Table	IALM (2012-14) (Urban)	IALM (2006-08) (Ultimate)
Expected Return on Plan Asset	7.34%	6.93%
Discount rate	7.34%	6.93%
Salary growth rate	2.00%	3.50%
Rate of Employee Turnover	1.00%	1.00%

(₹ In Lakh)

Change in the Present value of Projected Benefit Obligation	2021-22	2020-21
Obligation at the beginning of the year	208.61	266.91
Current service cost	44.45	61.01
Interest cost	14.46	18.34
Benefits Paid	(52.65)	(73.50)
Actuarial (gain) on obligation	(42.60)	(64.15)
Obligation at the end of the year	172.26	208.61

(₹ In Lakh)

Change in the fair value of Plan Assets	2021-22	2020-21
Fair value at the beginning of the year	209.92	267.38
Interest Income	14.55	18.37
Contribution	-	-
Return on Plan Assets, excluding Interest Income	(2.26)	(2.33)
Benefits paid	(52.65)	(73.50)
Fair value at the end of the year	169.56	209.92

(₹ In Lakh)

Expenses Recognised in Statement of Profit and Loss	2021-22	2020-21
Obligation at the beginning of the year	-	-
Current service cost	44.45	61.01
Interest cost	14.46	18.34
Interest Income	(14.55)	(18.37)
Other Adjustment	-	10.19
Expenses recognised in Statement of Profit & Loss	44.36	71.17

NOTES TO THE STANDALONE FINANCIAL STATEMENTS FOR THE YEAR ENDED 31ST MARCH, 2022

	(₹ In Lakh)	
Expenses Recognised in Other Comprehensive Income (OCI)	2021-22	2020-21
Actuarial (Gains)/Losses on obligations	(42.60)	(64.15)
Return on Plan Assets, excluding Interest Income	2.26	2.33
Other Adjustment	-	(10.19)
Net (Income)/Expenses for the period recognised in OCI	(40.34)	(72.01)

	(₹ In Lakh)	
Balance Sheet Reconciliation	2021-22	2020-21
Net Obligation at the beginning of the year	(1.31)	(0.47)
Expenses recognised in Statement of Profit and Loss	44.36	71.17
Income recognised in Other Comprehensive Income (OCI)	(40.34)	(72.01)
Employers Contribution	-	-
Net Obligation at the end of the year	2.71	(1.31)

Category of Asset	(₹ In Lakh)	
Class of assets	2021-22	2020-21
Insurance Fund	169.56	209.92
Total	169.56	209.92

Net Liability / (Asset) recognised in the balance sheet	(₹ In Lakh)	
Amount recognised in the balance sheet	2021-22	2020-21
Present value of obligations at the end of the year	172.26	208.61
Less: Fair value of plan assets at the end of the year	169.56	209.92
Net liability recognized in the balance sheet	2.71	-

Expected contributions to post employment benefit plans for the year ending 31st March, 2022 are ₹ Nil. The weighed average duration of the defined benefit obligation is 7 years (March' 21 - 9 years)

Maturity Analysis of Projected Benefit Obligation: From the Fund

	(₹ In Lakh)	
Projected Benefits Payable in Future Years from the date of Reporting	2021-22	2020-21
1 st Following Year	69.86	80.78
2 nd Following Year	13.14	2.24
3 rd Following Year	10.03	14.69
4 th Following Year	7.81	9.02
5 th Following Year	19.31	11.90
Sum of Years 6 to 10	34.84	49.76
Sum of years 11 and above	161.88	257.94

NOTES TO THE STANDALONE FINANCIAL STATEMENTS FOR THE YEAR ENDED 31ST MARCH, 2022

Sensitivity Analysis		(₹ In Lakh)	
Particulars	2021-22	2020-21	
Projected Benefits Obligation on Current Assumptions	172.26	208.61	
Delta effect of + (1% to 0.5%) change in Rate of Discounting	(8.25)	(6.70)	
Delta effect of - (1% to 0.5%) change in Rate of Discounting	9.73	7.34	
Delta effect of + (1% to 0.5%) change in Rate of Salary Increase	10.17	7.55	
Delta effect of - (1% to 0.5%) change in Rate of Salary Increase	(8.73)	(6.94)	
Delta effect of + (1% to 0.5%) change in Rate of Employee Turnover	4.35	2.27	
Delta effect of - (1% to 0.5%) change in Rate of Employee Turnover	(5.21)	(2.49)	

The sensitivity analysis have been determined based on reasonably possible changes of the respective assumptions occurring at the end of the reporting period, while holding all other assumptions constant. The sensitivity analysis presented above may not be representative of the actual change in the projected benefit obligation as it is unlikely that the change in assumptions would occur in isolation of one another as some of the assumptions may be correlate.

Furthermore, in presenting the above sensitivity analysis, the present value of the projected benefit obligation has been calculated using the projected unit credit method at the end of the reporting period, which is the same method as applied in calculating the projected benefit obligation as recognised in the balance sheet. There was no change in the methods and assumptions used in preparing the sensitivity analysis from prior years.

These plans typically expose the Company to actuarial risks such as: investment risk, interest risk, longevity risk and salary risk.

Investment risk: The present value of the defined benefit plan liability is calculated using a discount rate which is determined by reference to market yields at the end of the reporting period on government bonds. If the return on plan asset is below this rate, it will create a plan deficit. Currently, for the plan in India, it has a relatively balanced mix of investments in government securities, and other debt instruments.

Interest risk: A fall in the discount rate which is linked to G.Sec. Rate will increase the present value of the liability requiring higher provision. A fall in the discount rate generally increases the mark to market value of the assets depending on the duration of asset.

Mortality risk: Since the benefits under the plan is not payable for life time and payable till retirement age only, plan does not have any longevity risk.

Salary risk: The present value of the defined plan liability is calculated by reference to the future salaries of plan participants. As such, an increase in the salary of the plan participants will increase the plan's liability.

Asset Liability Matching Risk: The plan faces the ALM risk as to the matching cash flow. Since the plan is invested in lines of Rule 101 of the Income Tax Rules, 1962, this generally reduces ALM risk.

Concentration Risk: Plan is having a concentration risk as all the assets are invested with the insurance company.

(b) Defined Contribution Plan:

The Company also has certain defined contribution plans. Contributions are made to provident fund in India for employees at the rate of 12% of basic salary as per regulations. The contributions are made to registered provident fund administered by the government. The obligation of the Company is limited to the amount contributed and it has no further contractual nor any constructive obligation. The expense recognised during the period towards defined contribution plan is ₹ 262.25 Lakh (31st March, 2021 – ₹ 258.16 Lakh).

Contribution to Defined Contribution Plan, recognized as expense for the year are as under:

(₹ In Lakh)		
Particulars	2021-22	2020-21
Employer's Contribution to Provident and other Funds	262.25	258.16

NOTES TO THE STANDALONE FINANCIAL STATEMENTS FOR THE YEAR ENDED 31ST MARCH, 2022

Note 44 - Earnings per share

Particulars	(₹ In Lakh)	
	For the year ended 31st March, 2022	For the year ended 31st March, 2021
Net Profit after tax for the year from Continuing Operation (₹ in Lacs)	5,321.50	9,591.79
Net Profit after tax for the year from Discontinuing Operation (₹ in Lacs)	99.06	270.13
Profit attributable to equity share holders (₹ in Lacs)	5,420.56	9,861.92
Weighted Average Number of equity shares outstanding during the year	178,449,410	178,449,410
Basic and Diluted Earnings Per Share from Continuing Operation (₹)	2.98	5.37
Basic and Diluted Earnings Per Share from Discontinuing Operation (₹)	0.06	0.15
Basic and Diluted Earnings Per Share from Continuing and Discontinuing Operation (₹)	3.04	5.52
Face Value per Share (₹)	1.00	1.00

Note 45

As per Ind AS 108 on "Operating Segment" - Segment information has been provided under the notes on Consolidated Financial Statements.

Note 46

The Board of Directors at its meeting held on 13th February, 2020 has decided to discontinue the operations in a phased manner of the Master batch Unit related to Plastic Processing . Management does not envisage any material financial impact on the Company's operations due to discontinuation of the above Unit. Further, the management of the Company is of the view that above unit\ does not represents a separate major line of business and hence has not been considered as discontinuing operation as required by the applicable accounting standards.

Note 47

Ratio Analysis :

S. No.	Particulars	2021-22	2020-21	% of change	
				from 2020-21	Remarks
1	Current Ratio	7.07	1.87	278.07%	Primary due to repayment of Current Borrowing.
2	Debt-Equity Ratio	-	0.07	-100.00%	Primary due to repayment of Borrowing.
3	Debt Service Coverage Ratio	0.70	0.81	-13.58%	Primary due to Sale of Land and Building in previous year.
4	Return on Equity Ratio	0.04	0.08	-50.00%	Primary due to Sale of Land and Building in previous year.
5	Inventory turnover Ratio	7.77	6.09	27.59%	Primary due to increase in turnover.
6	Trade Receivables turnover Ratio	11.77	7.44	58.20%	Primary due to increase in turnover and decrease in trade receivable.
7	Trade Payables turnover Ratio	133.84	138.33	-3.25%	
8	Net capital turnover Ratio	4.33	4.92	-11.99%	
9	Net Profit Ratio	0.08	0.21	-61.90%	Primary due to Sale of Land and Building in previous year.

NOTES TO THE STANDALONE FINANCIAL STATEMENTS FOR THE YEAR ENDED 31ST MARCH, 2022

S. No.	Particulars	2021-22	2020-21	% of change from 2020-21 to 2021-22	Remarks
10	Return on Capital employed	0.05	0.10	-50.00%	Primary due to Sale of Land and Building in previous year.
11	Return on Investment	-	-	-	

Components of Ratio :

S. No.	Ratios	Numerator	Denominator
1	Current Ratio	Current Assets	Current Liabilities
2	Debt-Equity Ratio	Total Debt	Total Equity(Equity Share capital+Other equity)
3	Debt Service Coverage Ratio	Earnings available for debt service (Net profit after taxes + depreciation & amortization + Finance cost + Non cash operating items + other adjustment)	Finance cost + principal repayment of long term borrowings during the period / year
4	Return on Equity Ratio	Net profit after tax - Exceptional items	Average Total Equity [(Opening Equity Share capital + Opening Other equity + Closing Equity Share Capital + Closing Other Equity)/2]
5	Inventory turnover Ratio	Revenue from sales of products	Average Inventory [(Opening balance+ Closing balance)/2]
6	Trade Receivables turnover Ratio	Revenue from Operations	Average Trade Receivable [(Opening balance + closing balance)/2]
7	Trade Payables turnover Ratio	Revenue from Operations	Average Trade Payable [(Opening balance + closing balance)/2]
8	Net capital turnover Ratio	Revenue from Operations	Working Capital (Current Asset - Current Liabilities)
9	Net Profit Ratio	Net profit after tax - Exceptional items	Revenue from Operations
10	Return on Capital employed	Profit Before interest, Tax & Exceptional item	Total Equity + Total Debts (including preference share liability)
11	Return on Investment	Interest Income on fixed deposits + Profit on sale of investments + Income of investment -impairment on value of investment	Current Investments + Non Current Investments + Fixed deposits with bank

Note 48

The Board of Directors at its meeting held on 29th June, 2020 has approved discontinuation of the operations of the Spinning Division of the Company in a phased manner. Management does not envisage any material financial impact on the Company's operations due to discontinuation of the Spinning division. The same has been considered as discontinuing operations, as prescribed under Indian Accounting Standards (Ind As) 105 "Non-current Assets Held for Sale and Discontinued Operations".

NOTES TO THE STANDALONE FINANCIAL STATEMENTS FOR THE YEAR ENDED 31ST MARCH, 2022

(i) Financial performance and cash flow information:

(₹ in Lakh)

S. No.	Particulars	For the year ended 31st March, 2022	For the year ended 31st March, 2021
Financial performance related to discontinuing operations:			
1	Revenue:		
	Revenue From Operations	68.88	136.38
	Other Income	261.04	619.94
	Total Revenue	329.92	756.32
2	Expenses:		
	Cost of Materials Consumed	2.77	11.04
	Changes in Inventories of Finished Goods, Work-in-progress and Stock-in-Trade	103.37	164.58
	Employee Benefits Expense	3.45	33.99
	Finance Costs	-	0.00
	Depreciation and Amortization Expense	7.15	77.31
	Other Expenses	81.80	176.42
	Total Expenses	198.55	463.35
3	Profit/(Loss) Before Exceptional Items (1-2)	131.38	292.97
4	Exceptional Items	-	-
5	Profit/(Loss) Before Tax (3-4)	131.38	292.97
6	Tax Expenses	32.32	22.84
7	Profit/(Loss) from Discontinuing Operations (5-6)	99.06	270.13
8	Cash flow disclosure with respect to discontinuing operations		
	Net cash flow from / (used in) operating activities	(338.14)	(1,412.94)
	Net cash flow from / (used in) investing activities	337.02	1,414.07
	Net cash flow from financing activities	-	-

(ii) Major class of assets and liabilities of disposal group classified as held for sale:

(₹ in Lakh)

Particulars	As at 31 st March, 2021	
Property, plant and equipment	131.53	138.68
Other Non-current financial assets	3.21	81.55
Other Non-current assets	-	62.25
Inventories	30.22	146.79
Trade Receivable	-	26.60
Cash and Cash Equivalents	-	1.13
Loans	-	4.30
Other Current assets	1.74	19.00
Assets classified as held for sale	106.72	194.61
Total Assets	273.42	674.91
Trade payables	0.46	14.97
Other Current financial liabilities	2.04	2.52
Other Current liabilities	18.13	11.75
Provisions	0.14	0.23
Total Liabilities	20.77	29.47

NOTES TO THE STANDALONE FINANCIAL STATEMENTS FOR THE YEAR ENDED 31ST MARCH, 2022

Note 49 Other Statutory Information

- i) As per section 248 of the Companies Act, 2013, there are no balances outstanding with struck off companies.
- ii) The Company have not advanced or loaned or invested funds to any other person(s) or entity(ies), including foreign entities (Intermediaries) with the understanding that the Intermediary shall:
 - (a) Directly or indirectly lend or invest in other persons or entities identified in any manner whatsoever by or on behalf of the company (Ultimate Beneficiaries) or
 - (b) Provide any guarantee, security or the like to or on behalf of the Ultimate Beneficiaries.
- iii) The Company have not received any fund from any person(s) or entity(ies), including foreign entities (Funding Party) with the understanding (whether recorded in writing or otherwise) that the Company shall:
 - (a) Directly or indirectly lend or invest in other persons or entities identified in any manner whatsoever by or on behalf of the Funding Party (Ultimate Beneficiaries) or
 - (b) Provide any guarantee, security or the like on behalf of the Ultimate Beneficiaries
- iv) The Company does not have any such transaction which is not recorded in the books of accounts that has been surrendered or disclosed as income during the year in the tax assessments under the Income-tax Act, 1961.
- v) There are no charges or satisfaction thereof which are yet to be registered with ROC beyond the statutory period.

Note 50

Previous period figures have been regrouped / rearranged / reclassify wherever necessary to make them comparable.

As per our report of even date

For and on behalf of the Board of Directors

For D T S & Associates LLP

Chartered Accountants

(Firm Registration No. 142412W/W100595)

Gaurav Jain
Managing Director
(DIN 00077770)

Dinesh Paliwal
Director (Works)
(DIN 00524064)

Parimal Kumar Jha
Partner
Membership No. 124262

Pramod Jaiswal
Chief Financial Officer

A. Datta
Company Secretary

Place : Mumbai

Date : 25th May, 2022

FINANCIAL INFORMATION OF SUBSIDIARY COMPANIES
(Pursuant to first proviso to sub-section (3) of section 129 read with rule 5 of Companies (Accounts) Rules, 2014)
Statement containing salient features of the financial statement of subsidiaries/associate companies/joint ventures
Part "A" Subsidiaries

S. No.	Name of Subsidiary	Reporting Period	Reporting Currency	Exchange Rate 31.03.22	Share Capital	Reserves & Surplus	Total Assets	Total Liabilities	Investments		Revenue from Operation	Profit Before Taxation	Provision for Taxation	Profit after Taxation	Proposed Dividend	% of Share Holding	
									Sub. Invest.	Invest. In Others							
1	Ashoka Realty and Developers Limited	31.03.2022	INR	1	5.00	214.47	219.65	0.18	189.25	-	189.25	36.69	5.06	31.63	-	100%	
		31.03.2022	INR	1	17,272.07	(247.60)	17,029.52	5.05	17,023.11	5,176.05	11,847.06	(18.87)	-	(18.87)	-	100%	
2	Belle Terre Realty Limited	31.03.2022	USD	75.8071	22,794,233.00	(326,617.00)	22,464,281.00	6,665.00	22,455,827.00	6,827,929.00	15,627,898.00	1.00	(24,890.00)	-	(24,890.00)	100%	
3	Ekdant Realty and Developers Limited	31.03.2022	INR	1	5.00	581.67	586.82	0.15	4.54	-	4.54	(0.11)	0.04	(0.15)	-	100%	
4	Hari Darshan Realty Limited	31.03.2022	INR	1	5.00	912.39	932.22	14.83	-	-	-	(0.27)	-	(0.27)	-	100%	
5	Hill Rock Construction Limited	31.03.2022	INR	1	5.00	1,095.07	1,103.81	3.74	8.13	-	8.13	(1.95)	(0.21)	(1.74)	-	100%	
6	Hind Agri Properties Limited	31.03.2022	INR	1	5.00	238.64	244.06	0.43	3.13	-	3.13	(0.33)	0.01	(0.34)	-	100%	
7	Ionic Realtors Limited	31.03.2022	INR	1	7.50	7,871.76	7,879.38	0.13	3.50	-	3.50	(1.39)	(0.01)	(1.37)	-	100%	
8	Jai Corp Welfare Foundation (Registered U/S 8 of Companies Act, 2013)	31.03.2022	INR	1	5.00	(1.77)	3.38	0.15	-	-	-	(0.23)	-	(0.23)	-	100%	
9	Jalaxmi Realty and Developers Limited	31.03.2022	INR	1	5.00	1,926.58	1,931.73	0.15	0.18	-	0.18	(0.57)	(0.03)	(0.54)	-	100%	
10	Krupa Land Limited	31.03.2022	INR	1	8.50	1,631.32	1,639.95	0.13	1.45	-	1.45	153.39	38.60	114.79	-	100%	
11	Krupa Realtors Limited	31.03.2022	INR	1	5.00	245.95	251.10	0.15	-	-	-	(0.27)	-	(0.27)	-	100%	
12	Multifaced Impex Limited	31.03.2022	INR	1	8.00	110.08	118.22	0.14	3.60	-	3.60	(0.18)	(0.00)	(0.17)	-	100%	
13	Novelty Realty and Developers Limited	31.03.2022	INR	1	5.00	804.49	809.64	0.15	-	-	-	(208.41)	(52.38)	(156.03)	-	100%	
14	Oasis Holding FZC	31.03.2022	INR	1	31.00	337.19	8,697.26	8,329.07	-	-	-	778.46	33.56	33.56	-	75%	
		31.03.2022	AED	20.6672	150,000.00	1,631,540.00	42,082,444.00	40,300,904.00	-	-	-	3,766,667.00	162,366.00	-	162,366.00	-	75%
15	Rainbow InfraProjects Limited	31.03.2022	INR	1	5.00	907.05	912.20	0.15	0.13	-	0.13	(428.47)	(107.75)	(320.72)	-	100%	
16	Swar Land Developers Limited	31.03.2022	INR	1	5.00	3,726.14	3,912.44	181.30	32.51	-	32.51	360.88	27.44	15.70	-	100%	
17	Swasik Land Developers Limited	31.03.2022	INR	1	5.00	252.69	257.83	0.15	254.70	-	254.70	(6.97)	(9.41)	2.44	-	100%	
18	Vasant Bahar Realty Limited	31.03.2022	INR	1	5.00	191.02	196.96	0.94	-	-	-	(0.24)	-	(0.24)	-	100%	
19	Wellstone Real Estate Limited	31.03.2022	INR	1	5.00	495.54	501.06	0.52	6.82	-	6.82	(0.04)	0.06	(0.10)	-	100%	
20	Yug Developers Limited	31.03.2022	INR	1	5.00	1,091.52	1,096.68	0.16	8.97	-	8.97	(0.03)	0.07	(0.10)	-	100%	
21	Urban Infrastructure Trustees Limited	31.03.2022	INR	1	5.00	60.28	65.90	0.62	65.71	-	65.71	(0.20)	0.41	(0.61)	-	100%	
22	Urban Infrastructure Venture Capital Limited	31.03.2022	INR	1	500.00	11,414.82	12,385.20	450.38	5,670.69	210.00	5,460.69	(134.48)	42.83	(177.31)	-	100%	
23	UI Wealth Advisors Limited	31.03.2022	INR	1	210.00	284.58	501.69	7.11	293.55	-	293.55	6.48	0.57	5.91	-	100%	

Note:

- Exchange rate (as on 31st March, 2022) used in:
 - Oasis Holding FZC AED 1 = 20.6672
 - Belle Terre Realty Limited USD 1 = 75.8071

For and on behalf of the Board of Directors

Gaurav Jain
Managing Director
(DIN 00077770)

Pramod Jaiswal
Chief Financial Officer

Dinesh Paliwal
Director (Works)
(DIN 00524064)

A. Datta
Company Secretary

Part “B” Associates and Joint Ventures

Statement pursuant to Section 129 (3) of the Companies Act, 2013 related to Associate Companies and Joint Ventures

(Amount in Lakh)

S. No.	Name of Associates/Joint Ventures	Searock Developers FZC	Urban Infrastructure Holdings Private Limited *
1	Latest audited Balance Sheet Date	31.03.2022	31.03.2022
2	Shares of Associate/Joint Ventures held by the company on the year end		
	No.	50	113517714
	Amount of Investment in Associates/Joint Venture	7,940.22	10,825.51
	Extend of Holding %	50%	32%
3	Description of how there is significant influence	Due to Percentage of Share Capital	Due to Percentage of Share Capital
4	Reason why the associate/joint venture is not consolidated	-	-
5	Net worth attributable to Shareholding as per latest audited Balance Sheet	(109.48)	287,269.77
6	Profit/Loss for the year		
i.	Considered in Consolidation	(8.11)	763.87
ii.	Not considered in Consolidation		

* Based on unaudited consolidated financial statement.

Note : 1 There are no Associates which are yet to commence operations.

2 There are no Associates which have been liquidated or sold during the year.

For and on behalf of the Board of Directors

Gaurav Jain
Managing Director
(DIN 00077770)

Dinesh Paliwal
Director (Works)
(DIN 00524064)

Pramod Jaiswal
Chief Financial Officer

A. Datta
Company Secretary

Place : Mumbai

Date : 25th May, 2022

INDEPENDENT AUDITOR'S REPORT

To the Members of Jai Corp Limited

Report on the Audit of the Consolidated Financial Statements

Qualified Opinion

We have audited the accompanying Consolidated Financial Statements of **Jai Corp Limited** (hereinafter referred to as the 'Holding Company/Parent'), its subsidiaries (the Holding Company and its subsidiaries together referred to as "the Group"), and its associates comprising of the consolidated Balance Sheet as at 31st March, 2022, the consolidated statement of profit and loss (including other comprehensive income), the consolidated statement of changes in equity and the consolidated cash flows statement for the year then ended, and notes to the Consolidated Financial Statements, including a summary of significant accounting policies and other explanatory information (hereinafter referred to as "the consolidated financial statements")

In our opinion and to the best of our information and according to the explanations given to us, *except for the possible effect of matters described in the Basis for Qualified Opinion section of our report* and based on the consideration of reports of other auditors on separate financial statements and on the other financial information of the subsidiaries and associates, the aforesaid Consolidated Financial Statements give the information required by the Companies Act, 2013, as amended ("the Act") in the manner so required and give a true and fair view in conformity with the accounting principles generally accepted in India, of the consolidated state of affairs of the Group and its associates as at 31st March, 2022, their consolidated profit (including other comprehensive income), their consolidated cash flows and the consolidated statement of changes in equity for the year ended on that date.

Basis for Qualified Opinion

- (i) *The consolidated financial statements include the Group's share of net profit after tax of ₹ 747 Lakh and total comprehensive income of ₹ 766 Lakh for the year ended 31st March, 2022, in respect of an associate, whose financial statements have not been audited. The consolidated financial statements of that associate are unaudited and have been approved by the Board of Directors of that associate and our opinion on the consolidated financial statements, in so far as it relates to the amounts and financial information included in respect of above associate, is based solely on these unaudited consolidated financial statements. Consequently, effects on the Group's share of net profit/ (loss) and of total comprehensive income, if any, pursuant to the audit of that associate, are not ascertainable at this stage.*
- (ii) *The auditors of the subsidiary Company in their report on the financial statements of that subsidiary have reported in their report, that:*
As mentioned in Note No. 16.2 (i) & (ii) to the consolidated financial statements, inter-corporate

deposits and interest receivables aggregating to ₹ 3253 Lakh given by one of the Company's subsidiary is overdue for substantial period of time. The said subsidiary Company has initiated legal proceedings against those parties and have considered said amount good for recovery and no provisions for doubtful debts have been considered necessary, by the management of that subsidiary Company, for the reasons stated therein. The matter described above has uncertainties related to the outcome of the legal proceedings and therefore auditors of the said subsidiary Company are unable to express an opinion on the ability of the subsidiary Company to recover the outstanding amount and possible impacts on the financial statements of that subsidiary Company.

We conducted our audit of the Consolidated Financial Statements in accordance with the Standards on Auditing (SAs) as specified under section 143(10) of the Act. Our responsibilities under those Standards are further described in the 'Auditor's Responsibilities for the Audit of the Consolidated Financial Statements' section of our report. We are independent of the Group and its associates in accordance with the 'Code of Ethics' issued by the Institute of Chartered Accountants of India ("ICAI") together with the ethical requirements that are relevant to our audit of the consolidated financial statements under the provisions of the act and the Rules thereunder, and we have fulfilled our other ethical responsibilities in accordance with these requirements and the Code of Ethics.. We believe that the audit evidence we have obtained is sufficient and appropriate to provide a basis for our qualified opinion on the Consolidated Financial Statements.

Emphasis of Matters

We draw attention to the Note 18.2 to the Consolidated Financial Statements regarding non- receipt of balance confirmations in respect of certain advances given for purchase of land and development rights aggregating to ₹ 821 Lakh. Our opinion is not modified in respect of this matter.

Key Audit Matters

Key audit matters are those matters that, in our professional judgment, were of most significance in our audit of the Consolidated Financial Statements for the financial year ended 31st March, 2022. These matters were addressed in the context of our audit of the Consolidated Financial Statements as a whole, and in forming our opinion thereon, and we do not provide a separate opinion on these matters. For each matter below, our description of how our audit addressed the matter is provided in that context.

We have determined the matters described below to be the key audit matter to be communicated in our report. We have fulfilled the responsibilities described in the Auditors' responsibilities for the audit of the Consolidated Financial Statements section of our report, including in relation to these matters. Accordingly, our audit included the performance of procedures designed to

respond to our assessment of the risks of material misstatement of the Consolidated Financial Statements. The results of audit procedures performed by us and by other auditors of components not audited by us, as reported by them in their audit reports furnished to us by the management, including the procedures performed to address the matters below, provide the basis for our audit opinion on the accompanying Consolidated Financial Statements.

Key Audit Matters	How our audit addressed the key audit matter
<p>(i) Inventories</p> <p>As of 31st March, 2022, inventories appear on the consolidated financial statements for an amount of ₹ 22799.95 Lakh, which constitutes 47% of the total current assets. As indicated in Note no. 1(i) to the consolidated financial statements, inventories are valued at the lower of cost and net realizable value:</p> <p>The Group may recognize an inventory allowance if inventory items are damaged, if the selling price has declined, or if the estimated costs to completion or to be incurred to make the sale have increased.</p> <p>We focused on this matter because of the:</p> <ul style="list-style-type: none"> ▣ Significance of the inventory balance. ▣ Complexity involved in determining inventory quantities on hand due to the number, location and diversity of inventory storage locations. ▣ Valuation procedure including of obsolete inventories. 	<p>Our audit procedures included the following:</p> <ul style="list-style-type: none"> ▣ Reviewing the Group's process and procedures for physical verification of inventories at year end. ▣ Assessing the methods used to value inventories and ensuring ourselves of the consistency of accounting methods. ▣ Reviewing of the reported acquisition cost on a sample basis. ▣ Analyzing of the Group's assessment of net realizable value, as well as reviewing of assumptions and calculations for stock obsolescence. ▣ Assessing of appropriateness of disclosures provided in the consolidated financial statements.

Information Other than the Financial Statements and Auditor's Report Thereon

The Holding Company's Board of Directors is responsible for the other information. The other information comprises the information included in the Annual Report but does not include the Consolidated Financial Statements and our auditor's report thereon.

Our opinion on the Consolidated Financial Statements does not cover the other information and we do not express any form of assurance conclusion thereon.

In connection with our audit of the Consolidated Financial Statements, our responsibility is to read the other information and, in doing so, consider whether the other information is materially inconsistent with the consolidated financial statements or our knowledge obtained in the audit or otherwise appears to be materially misstated.

When we read the above other information, if we conclude that there is material misstatement therein, we are required to communicate the matter to those charged with governance. The above information is expected to be made available after the date of this auditor's report.

Responsibilities of Management for the Consolidated Financial Statements

The Holding Company's Board of Directors is responsible for the preparation and presentation of these Consolidated Financial Statements in term of the requirements of the Act that give a true and fair view of the consolidated financial position, consolidated financial performance including other comprehensive income, consolidated cash flows and consolidated statement of changes in equity of the Group including

its associates in accordance with the accounting principles generally accepted in India, including the Indian Accounting Standards (Ind AS) specified under section 133 of the Act read with the Companies (Indian Accounting Standards) Rules, 2015, as amended. The respective Board of Directors of the companies included in the Group and of its associates are responsible for maintenance of adequate accounting records in accordance with the provisions of the Act for safeguarding of the assets of the Group and of its associates and for preventing and detecting frauds and other irregularities; selection and application of appropriate accounting policies; making judgments and estimates that are reasonable and prudent; and the design, implementation and maintenance of adequate internal financial controls, that were operating effectively for ensuring the accuracy and completeness of the accounting records, relevant to the preparation and presentation of the Consolidated Financial Statements that give a true and fair view and are free from material misstatement, whether due to fraud or error, which have been used for the purpose of preparation of the Consolidated Financial Statements by the Directors of the Holding Company, as aforesaid.

In preparing the Consolidated Financial Statements, the respective Board of Directors of the Companies included in the Group and of its associates are responsible for assessing the ability of the Group and of its associates to continue as a going concern, disclosing, as applicable, matters related to going concern and using the going concern basis of accounting unless management either intends to liquidate the Group or to cease operations, or has no realistic alternative but to do so.

Those respective Board of Directors of the Companies included in the Group and of its associates are also responsible for overseeing the financial reporting process of the Group and of its associates.

Auditor's Responsibilities for the Audit of the Consolidated Financial Statements

Our objectives are to obtain reasonable assurance about whether the Consolidated Financial Statements as a whole are free from material misstatement, whether due to fraud or error, and to issue an auditor's report that includes our opinion. Reasonable assurance is a high level of assurance, but is not a guarantee that an audit conducted in accordance with SAs will always detect a material misstatement when it exists. Misstatements can arise from fraud or error and are considered material if, individually or in the aggregate, they could reasonably be expected to influence the economic decisions of users taken on the basis of these Consolidated Financial Statements.

As part of an audit in accordance with SAs, we exercise professional judgment and maintain professional skepticism throughout the audit. We also:

- ▣ Identify and assess the risks of material misstatement of the Consolidated Financial Statements, whether due to fraud or error, design and perform audit procedures responsive to those risks, and obtain audit evidence that is sufficient and appropriate to provide a basis for our opinion. The risk of not detecting a material misstatement resulting from fraud is higher than for one resulting from error, as fraud may involve collusion, forgery, intentional omissions, misrepresentations, or the override of internal control.
- ▣ Obtain an understanding of internal control relevant to the audit in order to design audit procedures that are appropriate in the circumstances. Under section 143(3)(i) of the Act, we are also responsible for expressing our opinion on whether the Holding Company has adequate internal financial controls with reference to financial statements in place and the operating effectiveness of such controls.
- ▣ Evaluate the appropriateness of accounting policies used and the reasonableness of accounting estimates and related disclosures made by management.
- ▣ Conclude on the appropriateness of management's use of the going concern basis of accounting and, based on the audit evidence obtained, whether a material uncertainty exists related to events or conditions that may cast significant doubt on the ability of the Group and its associates to continue as a going concern. If we conclude that a material uncertainty exists, we are required to draw attention in our auditor's report to the related disclosures in the Consolidated Financial Statements or, if such disclosures are inadequate, to modify our opinion. Our conclusions are based on the audit evidence obtained up to the date of our auditor's report. However, future events or conditions may cause the Group and its associates to cease to continue as a going concern.

- ▣ Evaluate the overall presentation, structure and content of the Consolidated Financial Statements, including the disclosures, and whether the Consolidated Financial Statements represent the underlying transactions and events in a manner that achieves fair presentation.
- ▣ Obtain sufficient appropriate audit evidence regarding the financial information of the entities or business activities within the Group and its associates of which we are the independent auditors, to express an opinion on the Consolidated Financial Statements. We are responsible for the direction, supervision and performance of the audit of the financial statements of such entities included in the Consolidated Financial Statements of which we are the independent auditors. For the other entities included in the Consolidated Financial Statements, which have been audited by other auditors, such other auditors remain responsible for the direction, supervision and performance of the audits carried out by them. We remain solely responsible for our audit opinion.

We communicate with those charged with governance of the Holding Company and such other entities included in the Consolidated Financial Statements of which we are the independent auditors regarding, among other matters, the planned scope and timing of the audit and significant audit findings, including any significant deficiencies in internal control that we identify during our audit.

We also provide those charged with governance with a statement that we have complied with relevant ethical requirements regarding independence, and to communicate with them all relationships and other matters that may reasonably be thought to bear on our independence, and where applicable, related safeguards.

From the matters communicated with those charged with governance, we determine those matters that were of most significance in the audit of the Consolidated Financial Statements for the financial year ended 31st March, 2022 and are therefore the key audit matters. We describe these matters in our auditor's report unless law or regulation precludes public disclosure about the matter or when, in extremely rare circumstances, we determine that a matter should not be communicated in our report because the adverse consequences of doing so would reasonably be expected to outweigh the public interest benefits of such communication.

Other Matters

- (a) We did not audit the financial statements/financial information of 5 subsidiaries, whose financial statements/financial information reflect total assets of ₹ 29,102 Lakh as at 31st March, 2022, total revenues of ₹ 1279 Lakh and net cash inflows amounting to ₹ 114 Lakh for the year ended on that date, as considered in the consolidated financial statements and financial statements of an associate, which reflects the Group's share of net (loss) after tax of ₹ (8) Lakh and total

comprehensive income of ₹ (8) Lakh for the year ended 31st March, 2022 as considered in the consolidated financial statements, These financial statements/ financial information have not been audited by us. These financial statements/financial information have been audited by other auditors whose reports have been furnished to us by the Management and our opinion on the consolidated financial statements, in so far as it relates to the amounts and disclosures included in respect of these subsidiaries and associate, and our report in terms of sub-section (3) of Section 143 of the Act, in so far as it relates to the aforesaid subsidiaries and associate is based solely on the reports of the other auditors.

Our opinion on the consolidated financial statements above and our report on Other Legal and Regulatory Requirements below, is not modified in respect of the above matters with respect to our reliance on the work done and the reports of the other auditors.

Report on Other Legal and Regulatory Requirements

1. As required by the Companies (Auditor's Report) Order, 2020 ("the Order"), issued by the Central Government of India in terms of sub-section (11) of section 143 of the Act, based on our audit and on the consideration of report of the other auditors on separate financial statements and the other financial information of the subsidiary companies and associate companies, incorporated in India, as noted in the 'Other Matter' paragraph we give in the "Annexure A" a statement on the matters specified in paragraph 3(xxi) of the Order.
2. As required by Section 143(3) of the Act, based on our audit and on the consideration of the report of the other auditors on separate financial statements and the other financial information of subsidiaries, companies incorporated in India, as noted in the 'Other Matter' paragraph we report, to the extent applicable, that:
 - (a) *We/the other auditors whose report we have relied upon have sought and obtained all the information and explanations which to the best of our knowledge and belief were necessary for the purposes of our audit of the aforesaid Consolidated Financial Statements;*
 - (b) *Except for the possible effect of matters described in the basis for Qualified Opinion paragraph above, in our opinion, proper books of account as required by law relating to preparation of the aforesaid consolidation of the financial statements have been kept so far as it appears from our examination of those books and reports of the other auditors.*
 - (c) The Consolidated Balance Sheet, the Consolidated Statement of Profit and Loss (including the statement of Other Comprehensive Income), the Consolidated Cash Flow Statement and Consolidated Statement of Changes in Equity dealt with by this Report are in agreement with the books of account maintained for the purpose of preparation of the Consolidated Financial Statements.
 - (d) *Except for the possible effect of matter described in the basis for Qualified Opinion paragraph above, in our opinion, the aforesaid Consolidated Financial Statements comply with the Indian Accounting Standards specified under Section 133 of the Act, read with Companies (Indian Accounting Standards) Rules, 2015, as amended.*
 - (e) The matter described under the basis for qualified opinion paragraph above to this report in our opinion, may have an adverse effect on functioning of the Company and on the amounts disclosed in Consolidated Financial Statements of the Company;
 - (f) On the basis of the written representations received from the directors of the Holding Company as on 31st March, 2022 and taken on record by the Board of Directors of the Holding Company and the reports of the statutory auditors who are appointed under Section 139 of the Act, of its subsidiary companies, none of the directors of the Group's companies, incorporated in India, is disqualified as on 31st March 2022 from being appointed as a director in terms of Section 164 (2) of the Act.
 - (g) The qualification relating to unaudited books of account one of the Company's Associate and uncertainty related to recovery of inter-corporate deposit given by one of the Company's subsidiary and other matters connected therewith are as stated in the Basis for Qualified Opinion paragraph above.
 - (h) With respect to the adequacy of the internal financial controls with reference to Consolidated Financial Statements of the Holding Company and its subsidiaries companies incorporated in India and the operating effectiveness of such controls, refer to our separate Report in "ANNEXURE B" to this report;
 - (i) In our opinion and based on the consideration of reports of other statutory auditors of the subsidiaries incorporated in India, the managerial remuneration for the year ended March 31, 2022 has been paid/ provided by the Holding Company, its subsidiaries incorporated in India to their directors in accordance with the provisions of section 197 read with Schedule V to the Act;
 - (j) With respect to the other matters to be included in the Auditor's Report in accordance with Rule 11 of the Companies (Audit and Auditor's) Rules, 2014, as amended, in our opinion and to the best of our information and according to the explanations given to us, and based on the consideration of the report of the other auditors on separate financial

statements as also the other financial information of the subsidiaries, as noted in 'other matter' paragraph:

- i. The Consolidated Financial Statements disclose the impact of pending litigations on its consolidated financial position of the Group. Refer Note 11.2, 16.2 and 47 to the Consolidated Financial Statements.
- ii. The Group did not have any material foreseeable losses on long-term contracts including derivative contracts.
- iii. There has been no delay in transferring amounts, required to be transferred, to the Investor Education and Protection Fund by the Holding Company and its subsidiaries Company, incorporated in India during the year ended 31st March 2022.
- iv. a) The respective managements of the Holding Company and its subsidiaries which are companies incorporated in India whose financial statements have been audited under the Act have represented to us and to the other auditors of such subsidiaries respectively that, to the best of knowledge and belief, no funds have been advanced or loaned or invested (either from borrowed funds or share premium or any other sources or kind of funds) by the Holding Company or any of such subsidiaries to or in any other person(s) or entity(ies), including foreign entities ("Intermediaries"), with the understanding, whether recorded in writing or otherwise, that the Intermediary shall, whether directly or indirectly lend or invest in other persons or entities identified in any manner whatsoever by or on behalf of the respective Holding Company or any of such subsidiaries ("Ultimate Beneficiaries") or provide any guarantee, security or the like on behalf of the Ultimate Beneficiaries;
- b) The respective managements of the Holding Company and its subsidiaries which are companies incorporated in India whose financial statements have been audited under the Act have represented to us and the other auditors of

such subsidiaries respectively that, to the best of its knowledge and belief, no funds (which are material either individually or in the aggregate) have been received by the respective Holding Company or any of such subsidiaries from any person(s) or entities, including foreign entities ("Funding Parties"), with the understanding, whether recorded in writing or otherwise, that the Holding Company or any of such subsidiaries shall whether, directly or indirectly, lend or invest in other persons or entities identified in a manner whatsoever by or on behalf of the Funding Party ("Ultimate Beneficiaries") or provide any guarantee, security or the like on behalf of the Ultimate Beneficiaries; and

- c) Based on the audit procedures that has been considered reasonable and appropriate in the circumstances performed by us and those performed by the auditors of the subsidiaries and associate which are companies incorporated in India whose financial statements have been audited under the Act, nothing has come to our or other auditor's notice that has caused us or the other auditors to believe that the representations under sub-clause (a) and (b) contain any material misstatement.
- v. The dividend declared or paid during the year by the Holding Company is in compliance with Section 123 of the Act. Its subsidiaries and associate has neither declared nor paid any dividend during the year.

For D T S & Associates LLP
Chartered Accountants
(Firm's Registration No. 141412W/W100595)

Parimal Kumar Jha
Partner
(Membership No. 124262)
UDIN : 22124262AJOWDD5815

Place : Mumbai
Date : 25th May, 2022

ANNEXURE A TO THE INDEPENDENT AUDITOR'S REPORT

(Referred to in paragraph 1, under 'Report on Other Legal and Regulatory Requirements' section of our Report of even date)

In terms of the information and explanations sought by us and given by the Company and the books of account and records examined by us in the normal course of audit and to the best of our knowledge and belief, we state that:

(xxi) Qualifications or adverse remarks by the respective auditors in the Companies (Auditors Report) Order (CARO) reports of the companies included in the consolidated financial statements are:

Sr. No.	Company Name	CIN	Holding Company/ Subsidiary/ Associate/ Jointly Controlled Entity	Clause number of the CARO report which is unfavourable or qualified or adverse
1	Ekdant Realty & Developers Pvt Ltd	U45400MH2007PLC173313	Subsidiary	Clause (XVII)
2	Hari Darshan Realty Ltd	U70101MH2005PLC156719	Subsidiary	Clause (XVII)
3	Hill Rock Construction Ltd	U45200MH2005PLC156700	Subsidiary	Clause (XVII)
4	Hind Agri Properties Ltd	U45201MH2006PLC165967	Subsidiary	Clause (XVII)
5	Iconic Realtors Ltd	U70102MH2007PLC173249	Subsidiary	Clause (XVII)
6	Jailaxmi Realty & Developers Ltd	U45200MH2008PLC177606	Subsidiary	Clause (XVII)
7	Jaicorp Welfare Foundation	U85300MH2015NPL263579	Subsidiary	Clause (XVII)
8	Krupa Land Ltd	U70102MH2007PLC172876	Subsidiary	Clause (XVII)
9	Krupa Realtors Ltd	U45400MH2007PLC173312	Subsidiary	Clause (XVII)
10	Multifaced Impex Ltd	U36912MH1994PLC083128	Subsidiary	Clause (XVII)
11	Novelty Realty & Developers Ltd	U70102MH2007PLC173248	Subsidiary	Clause (XVII)
12	Rainbow Infraprojects Ltd	U45203MH2007PLC174538	Subsidiary	Clause (XVII)
13	Vasant Bahar Realty Ltd	U70100MH2005PLC156793	Subsidiary	Clause (XVII)
14	Welldone Real Estate Ltd	U70100MH2006PLC159918	Subsidiary	Clause (XVII)
15	Yug Developers Ltd	U45200MH2007PLC167531	Subsidiary	Clause (XVII)
16	Urban Infrastructure Venture Capital Ltd.	U67190MH2005PLC158049	Subsidiary	Clause (III) & Clause (XVII)
17	UI Wealth Advisors Pvt Ltd	U74140MH2008PTC187622	Subsidiary	Clause (XVII)
18	Urban Infrastructure Trustees Ltd.	U65991MH2005PLC158050	Subsidiary	Clause (VII)

For D T S & Associates LLP
Chartered Accountants
(Firm's Registration No. 141412W/W100595)

Parimal Kumar Jha
Partner
(Membership No. 124262)
UDIN : 22124262AJOWDD5815

Place : Mumbai
Date : 25th May, 2022

“ANNEXURE B” TO THE INDEPENDENT AUDITOR’S REPORT

(Referred to in paragraph (f) under ‘Report on Other Legal and Regulatory Requirements’ section of our report of even date)

Report on the Internal Financial Controls under Clause (i) of Sub-section 3 of Section 143 of the Companies Act, 2013 (“the Act”)

In conjunction with our audit of the consolidated financial statements of the Company as of and for the year ended 31st March, 2022, we have audited the internal financial controls with reference to Consolidated Financial Statements of **Jai Corp Limited** (hereinafter referred to as “the Holding Company” / “Parent”) and its subsidiary companies which are companies incorporated in India, as of that date.

Management’s Responsibility for Internal Financial Controls

The respective Board of Directors of the Parent and its subsidiary companies, which are companies incorporated in India, are responsible for establishing and maintaining internal financial controls based on the internal control with reference to Consolidated financial statements criteria established by the respective companies considering the essential components of internal control stated in the Guidance Note on Audit of Internal Financial Controls over Financial Reporting (the “Guidance Note”) issued by the Institute of Chartered Accountants of India (ICAI). These responsibilities include the design, implementation and maintenance of adequate internal financial controls that were operating effectively for ensuring the orderly and efficient conduct of its business, including adherence to the respective Company’s policies, the safeguarding of its assets, the prevention and detection of frauds and errors, the accuracy and completeness of the accounting records, and the timely preparation of reliable financial information, as required under the Act.

Auditor’s Responsibility

Our responsibility is to express an opinion on the internal financial controls with reference to financial statements of the Parent and its subsidiary companies, which are companies incorporated in India, based on our audit. We conducted our audit in accordance with the Guidance Note issued by the ICAI and the Standards on Auditing, prescribed under Section 143(10) of the Act, to the extent applicable to an audit of internal financial controls. Those Standards and the Guidance Note require that we comply with ethical requirements and plan and perform the audit to obtain reasonable assurance about whether adequate internal financial controls with reference to Consolidated Financial Statements was established and maintained and if such controls operated effectively in all material respects.

Our audit involves performing procedures to obtain audit evidence about the adequacy of the internal financial controls with reference to Consolidated Financial Statements and their operating effectiveness. Our audit of internal financial controls with reference to Consolidated Financial Statements included obtaining an understanding of internal financial controls with reference to Consolidated financial statements, assessing the risk that a material weakness exists, and testing and evaluating the design and operating effectiveness of internal control based on the assessed risk. The procedures selected depend on the auditor’s judgement, including the assessment of the risks of material misstatement of the financial statements, whether due to fraud or error.

We believe that the audit evidence we have obtained and the audit evidence obtained by the other auditors of the subsidiary companies, which are incorporated in India, in terms of their reports referred to in the Other Matters paragraph below, is sufficient and appropriate to provide a basis for our audit opinion on the internal financial controls with reference to financial statements of the Parent and its subsidiary companies, which are companies incorporated in India.

Meaning of Internal Financial Controls With reference to Consolidated Financial Statements

A company’s internal financial control with reference to Consolidated Financial Statements is a process designed to provide reasonable assurance regarding the reliability of financial reporting and the preparation of financial statements for external purposes in accordance with generally accepted accounting principles. A company’s internal financial control with reference to Consolidated Financial Statements includes those policies and procedures that (1) pertain to the maintenance of records that, in reasonable detail, accurately and fairly reflect the transactions and dispositions of the assets of the company; (2) provide reasonable assurance that transactions are recorded as necessary to permit preparation of financial statements in accordance with generally accepted accounting principles, and that receipts and expenditures of the company are being made only in accordance with authorisations of management and directors of the company; and (3) provide reasonable assurance regarding prevention or timely detection of unauthorised acquisition, use, or disposition of the company’s assets that could have a material effect on the financial statements.

Inherent Limitations of Internal Financial Controls With reference to Consolidated Financial Statements

Because of the inherent limitations of internal financial controls with reference to Consolidated Financial

Statements, including the possibility of collusion or improper management override of controls, material misstatements due to error or fraud may occur and not be detected. Also, projections of any evaluation of the internal financial controls with reference to Consolidated Financial Statements to future periods are subject to the risk that the internal financial controls with reference to Consolidated Financial Statements may become inadequate because of changes in conditions, or that the degree of compliance with the policies or procedures may deteriorate.

Opinion

In our opinion to the best of our information and according to the explanations given to us and based on the consideration of the reports of the other auditors referred to in the Other Matters paragraph below, the Parent and its subsidiary companies which are companies incorporated in India, have, maintained in all material respects, adequate internal financial controls with reference to Consolidated financial statements and such internal financial controls with reference to Consolidated financial statements were operating effectively as at 31st March, 2022, based on the internal control over financial reporting criteria established by the holding company considering the

essential components of internal control stated in the Guidance Note issued by the ICAI.

Other Matters

Our report under Section 143(3)(i) of the Act on the adequacy and operating effectiveness of the internal financial controls with reference to Consolidated Financial Statements of the Holding Company, in so far as it relates to these 5 subsidiaries, which are companies incorporated in India, is based on the corresponding reports of the auditors of such companies incorporated in India.

For D T S & Associates LLP**Chartered Accountants****(Firm's Registration No. 141412W/W100595)****Parimal Kumar Jha****Partner****(Membership No. 124262)****UDIN : 22124262AJOWDD5815****Place : Mumbai****Date : 25th May, 2022**

CONSOLIDATED BALANCE SHEET AS AT 31ST MARCH, 2022

		(₹ In Lakh)		
Particulars		Note	As at 31 st March, 2022	As at 31 st March, 2021
I. ASSETS				
1	Non-current assets			
(a)	Property, plant and equipment	2	11,194.51	11,696.86
(b)	Capital work-in-progress	2	39.00	64.50
(c)	Investment properties	3	10,313.53	10,451.62
(d)	Goodwill on consolidation		855.88	855.88
(e)	Intangible assets	4	4.85	4.65
(f)	Financial assets			
(i)	Investments			
	Investments - Associates	53	35,554.98	34,778.14
	Investments - Others	5	30,145.26	30,839.58
(ii)	Loans	6	21.49	16.44
(iii)	Other non-current financial assets	7	366.75	364.67
(h)	Deferred tax assets (net)	8	2,059.55	1,916.53
(g)	Non-current tax assets (Net)	9	2,722.29	3,089.03
(i)	Other non-current assets	10	11,599.52	11,711.30
2	Current assets			
(a)	Inventories	11	22,799.95	24,637.51
(b)	Financial assets			
(i)	Investments	12	6,475.99	4,275.14
(ii)	Trade receivables	13	6,418.05	6,059.01
(iii)	Cash and Cash Equivalents	14	891.46	1,159.85
(iv)	Bank Balances other than (iii) above	15	42.87	347.28
(v)	Loans	16	5,638.78	5,496.97
(vi)	Other current financial assets	17	692.49	1,146.16
(c)	Other current assets	18	4,557.40	5,762.49
(d)	Assets classified as held for sale	19	539.15	1,156.60
	TOTAL ASSETS		152,933.75	155,830.21
II. EQUITY AND LIABILITIES				
Equity				
(a)	Equity share capital	20 (a)	1,784.71	1,784.71
(b)	Other equity	20 (b)	143,280.27	137,689.62
(c)	Non-controlling interest		2,586.73	2,779.44
Liabilities				
1	Non-current liabilities			
(a)	Financial liabilities			
(i)	Borrowings	21	-	-
(ii)	Other financial liabilities	22	17.80	26.05
(b)	Provisions	23	91.00	106.55
(c)	Deferred tax liabilities (net)	24	1,687.81	1,738.29
(d)	Other Non-current liabilities	25	3.32	2.98
2	Current liabilities			
(a)	Financial liabilities			
(i)	Borrowings	26	-	9,186.94
(ii)	Trade payables	27		
	(a) Total Outstanding dues of Micro and Small Enterprises		-	18.08
	(b) Others		722.01	446.95
(iii)	Other financial liabilities	28	1,282.14	1,322.02
(b)	Other current liabilities	30	1,033.16	333.77
(c)	Provisions	29	443.12	393.03
(d)	Current tax liabilities	31	1.68	1.79
	TOTAL EQUITY AND LIABILITIES		152,933.75	155,830.21
	Significant accounting policies	1		
	See accompanying Notes to the Consolidated Financial Statements	1 to 60		

As per our report of even date

For and on behalf of the Board of Directors

For D T S & Associates LLP

Chartered Accountants

(Firm Registration No. 142412W/W100595)

Gaurav Jain
Managing Director
(DIN 00077770)

Dinesh Paliwal
Director (Works)
(DIN 00524064)

Parimal Kumar Jha

Partner

Membership No. 124262

Pramod Jaiswal
Chief Financial Officer

A. Datta
Company Secretary

Place : Mumbai

Date : 25th May, 2022

CONSOLIDATED STATEMENT OF PROFIT AND LOSS FOR THE YEAR ENDED 31ST MARCH, 2022

		(₹ In Lakh)	
Particulars	Note	For the year ended 31 st March, 2022	For the year ended 31 st March, 2021
I.	Revenue From Operations	32	47,150.81
II.	Other Income	33	10,883.59
III.	Total Income (I)	73,896.25	58,034.40
IV.	Expenses:		
	Cost of Materials Consumed	34	32,123.62
	Purchase of Stock-in-Trade		107.74
	Changes in Inventories of Work-in-progress, Finished Goods and Stock-in-Trade	35	(1,514.69)
	Employee Benefits Expense	36	5,128.45
	Finance Costs	37	1,565.45
	Depreciation and Amortization Expense	2,3 & 4	1,395.63
	Other Expenses	38	6,489.99
	Total Expenses	68,179.30	45,296.19
V.	Profit before tax from Continuing Operations (III-IV)	5,716.95	12,738.21
VI.	Share Profit of Associate		12.17
VII.	Profit before tax from Continuing Operations (V+VI)	6,472.71	12,750.38
VIII.	Tax Expense:	39	
	(i) Current Tax	1,698.41	3,433.94
	(ii) Deferred Tax Expenses/(Credit)	(392.38)	(410.31)
	(iii) Income tax of earlier year	0.19	721.03
IX.	Profit from Continuing Operations (VII-VIII)	5,166.49	9,005.72
X.	Profit / (Loss) before tax from Discontinuing Operations	131.38	292.97
	Tax Expense of Discontinuing Operations	32.32	22.84
	Profit/(Loss) from Discontinuing Operations	99.06	270.13
XI	Profit for the Year (VII + VIII)	5,265.55	9,275.85
X.	Other Comprehensive Income		
A.	(i) Items that will not be reclassified to profit or loss	40	555.85
	(ii) Income tax relating to items that will not be reclassified to profit or loss	40	(87.60)
B.	(i) Items that will be reclassified to profit or loss	41	(327.15)
	(ii) Income tax relating to items that will not be reclassified to profit or loss	-	-
	Share of Other comprehensive income of Associates	40	6.75
XIII.	Total Comprehensive Income for the year (IX+X)(Comprising Profit (Loss) and Other Comprehensive Income for the year)	6,040.72	9,423.70
	Profit attributable to:		
	Owners of the Company	5,257.34	9,258.71
	Non-Controlling interests	8.21	17.14
		5,265.55	9,275.85
	Other Comprehensive Income attributable to:		
	Owners of the Company	775.20	147.86
	Non-Controlling interests	(0.03)	(0.01)
		775.17	147.85
	Total comprehensive loss attributable to:		
	Owners of the Company	6,032.53	9,406.57
	Non-Controlling interests	8.18	17.13
		6,040.71	9,423.70
XII.	Earnings per Equity Share:	42	
	Basic & Diluted from Continuing Operations (in ₹)	2.89	5.05
	Basic & Diluted from Discontinuing Operations (in ₹)	0.06	0.15
	Basic & Diluted from Continuing and Discontinuing Operations (in ₹)	2.95	5.20
	Face Value per Share (in ₹)	1.00	1.00
	Significant Accounting Policies	1	
	See accompanying Notes to the Consolidated Financial Statements	1 to 60	

As per our report of even date

For and on behalf of the Board of Directors

For D T S & Associates LLP

Chartered Accountants

(Firm Registration No. 142412W/W100595)

Gaurav Jain
Managing Director
(DIN 00077770)

Dinesh Paliwal
Director (Works)
(DIN 00524064)

Parimal Kumar Jha
Partner
Membership No. 124262

Pramod Jaiswal
Chief Financial Officer

A. Datta
Company Secretary

Place : Mumbai

Date : 25th May, 2022

NOTES TO THE CONSOLIDATED FINANCIAL STATEMENTS FOR THE YEAR ENDED 31ST MARCH, 2022
Equity share capital

	(₹ In Lakh)	
	Number of shares	Amount
As at 01 st April 2020	178,449,410	1,784.49
Changes during the year	-	-
As at 31 st March 2021	178,449,410	1,784.49
Changes during the year	-	-
As at 31 st March 2022	178,449,410	1,784.49

Other equity

Particulars	Reserves and surplus										Non-Controlling Interest	Total		
	Capital reserve	Capital reserve on consolidation	Capital redemption reserve	Securities premium reserve	General reserve	Retained earnings	Foreign currency translation reserve	Equity component of preference shares	FVOCI - equity instruments	Reimbursements of defined benefit plans			Share of Associates in OCI	Total other Equity
Opening balance as at 01 st April 2020	92.17	349.95	136.02	43,348.95	27,326.40	33,267.39	3,898.04	24,648.94	(3,822.04)	169.65	(15.24)	129,400.21	3,012.69	132,412.90
Transactions during the year	-	-	-	-	-	9,258.71	-	-	-	-	-	9,258.71	17.14	9,275.85
Total comprehensive income for the year	-	-	-	-	-	-	(327.15)	-	409.43	58.82	6.75	147.85	-	147.85
Profit / (Loss) for the year	-	-	-	-	-	-	-	-	-	-	-	-	-	-
Other comprehensive income for the year	-	-	-	-	-	-	-	-	-	-	-	-	-	-
Transactions during the year	-	-	8.70	-	(8.70)	-	-	-	-	-	-	-	-	-
Transfer from retained earnings on account of redemption of preference shares	-	-	-	-	-	-	-	-	-	-	-	-	-	-
Dividend Paid	-	-	-	-	-	(240.89)	-	-	-	-	-	(240.89)	-	(240.89)
Repayment of Equity Components of Advances received	-	-	-	-	-	-	-	-	-	-	-	-	(250.39)	(250.39)
Transactions with owners in capacity of owners	-	-	-	-	-	-	-	-	-	-	-	-	-	-
Term Extension of Preference Shares (Net off tax)	-	-	-	-	-	-	-	-	-	-	-	-	-	-
Early Redemption of Preference Shares	-	-	-	-	-	-	-	(876.26)	-	-	-	(876.26)	-	(876.26)
Closing balance as at 31 st March 2021	92.17	349.95	144.72	43,348.95	27,317.70	42,285.21	3,570.89	23,772.68	(3,412.61)	228.47	(8.49)	137,689.62	2,779.44	140,469.06

NOTES TO THE CONSOLIDATED FINANCIAL STATEMENTS FOR THE YEAR ENDED 31ST MARCH, 2022

(₹ in Lakh)

Particulars	Reserves and surplus										Non-Controlling Interest	Total		
	Capital reserve	Capital reserve on consolidation	Capital redemption reserve	Securities premium reserve	General reserve	Retained earnings	Foreign currency translation reserve	Equity component of preference shares	FVOCI - equity instruments	Reimbursements of defined benefit plans			Share of Associates in OCI	Total other Equity
Opening balance as at 01st April 2021	92.17	349.95	144.72	43,348.95	27,317.70	42,285.21	3,570.89	23,772.68	(3,412.61)	228.47	(8.49)	137,689.62	2,779.44	140,469.06
Transactions during the year	-	-	-	-	-	5,257.34	-	-	-	-	-	5,257.34	8.21	5,265.55
Total comprehensive income for the year	-	-	-	-	-	-	175.28	-	546.25	32.56	21.08	775.17	-	775.17
Profit for the year	-	-	-	-	-	-	-	-	-	-	-	-	-	-
Other comprehensive income for the year	-	-	-	-	-	-	-	-	-	-	-	-	-	-
Transactions during the year	-	-	5.28	-	(5.28)	-	-	-	-	-	-	-	-	-
Transfer from general reserve on account of redemption of preference shares	-	-	-	-	-	-	-	-	-	-	-	-	-	-
Dividend Paid	-	-	-	-	-	(240.85)	-	-	-	-	-	(240.85)	-	(240.85)
Tax on dividends	-	-	-	-	-	-	-	-	-	-	-	-	-	-
Transfer from FVOCI - equity instruments on financial assets sold	-	-	-	-	-	-	-	-	-	-	-	-	-	-
Repayment of Equity Components of Advances received	-	-	-	-	-	-	-	-	-	-	-	-	(200.92)	(200.92)
Others	-	-	-	-	-	-	-	-	-	-	-	-	-	-
Transactions with owners in capacity of owners	-	-	-	-	-	-	-	239.67	-	-	-	239.67	-	239.67
Term Extension of Preference Shares	-	-	-	-	-	-	-	(440.68)	-	-	-	(440.68)	-	(440.68)
Early Redemption of Preference Shares	-	-	-	-	-	-	-	-	-	-	-	-	-	-
Closing balance as at 31st March 2022	92.17	349.95	150.00	43,348.95	27,312.42	47,301.70	3,746.17	23,571.66	(2,866.36)	261.03	12.59	143,280.27	2,586.73	145,867.00

As per our report of even date

For D T S & Associates LLP
Chartered Accountants
(Firm Registration No. 142412W/W100595)

Parimal Kumar Jha
Partner
Membership No. 124262

Place : Mumbai
Date : 25th May, 2022

For and on behalf of the Board of Directors

Gaurav Jain
Managing Director
(DIN 00077770)

Pramod Jaiswal
Chief Financial Officer

Dinesh Paiwal
Director (Works)
(DIN 00524064)

A. Datta
Company Secretary

CONSOLIDATED CASH FLOW STATEMENT FOR THE YEAR ENDED 31ST MARCH, 2022

(₹ In Lakh)		
Particulars	For the year ended 31 st March, 2022	For the year ended 31 st March, 2021
A. CASH FLOW FROM OPERATING ACTIVITIES		
Net Profit before tax as per Statement of Profit and Loss (Continuing Operations)	6,472.71	12,750.38
Net Profit / (Loss) before tax as per Statement of Profit and Loss (Discontinuing Operations)	131.38	292.97
Adjusted for :		
Depreciation and Amotisation Expense	1,312.37	1,472.94
Share of Profit/(Loss) in Associates	(755.76)	(12.17)
Net Profit on foreign currency transaction and translation*	(89.30)	(107.91)
Profit on sale of Investments (Net)	(89.67)	(197.46)
(Profit)/Loss on sale/discarding of PPE (Net)	(406.08)	(9,162.67)
Fair value changes (net) on financial assets classified as fair value through profit and loss	(118.43)	6.17
Finance Costs	337.56	1,565.45
Bad Debts	19.64	162.75
Sundry Balances Written Off (Net)	652.53	2.86
Interest Income	(607.63)	(1,085.98)
Dividend Income	(6.34)	(3.68)
Fair valuation of Employees Loan	1.28	-
	<u>250.17</u>	<u>(7,359.69)</u>
Operating Profit/(Loss) before Working Capital Changes	6,854.26	5,683.65
Adjusted for :		
Trade & Other Receivables	467.37	1,018.35
Inventories	1,837.56	(4,727.96)
Trade and Other Payables	1,027.17	(100.59)
Cash generated from/(Used in) operations	<u>10,186.36</u>	<u>1,873.45</u>
Direct taxes paid	(1,065.72)	(2,368.55)
Net Cash From Operating Activities	<u>9,120.64</u>	<u>(495.10)</u>
B. CASH FLOW FROM INVESTING ACTIVITIES		
Purchase of Plant, property and equipments	(360.02)	(855.03)
Sale of Plant, property and equipments	1,121.48	11,875.64
Purchase of Intangible Assets	(1.70)	(0.63)
Purchase of Investments	(5,492.32)	(47,825.50)
Sale of Investments	6,955.06	53,374.49
Movement in Loans (Net)	(1,150.00)	-
Interest Income	1,465.30	471.60
Dividend Income	6.34	3.68
Net Cash From Investing Activities	<u>2,544.14</u>	<u>17,044.25</u>

CONSOLIDATED CASH FLOW STATEMENT FOR THE YEAR ENDED 31ST MARCH, 2022

	(₹ In Lakh)	
Particulars	For the year ended 31 st March, 2022	For the year ended 31 st March, 2021
C. CASH FLOW FROM FINANCING ACTIVITIES		
Redemption of Preference Share Capital including Securities Premium	(9,643.16)	(15,436.83)
Repayment to Non-Controlling Interest	(200.92)	(250.32)
Fixed Deposits/Margin Money with Banks and Government Authorities (Net)	298.61	92.16
Dividend Paid	(240.85)	(240.89)
Net Cash (used in) Financing Activities	<u>(9,786.32)</u>	<u>(15,835.88)</u>
Net Increase/(Decrease) in Cash and Cash Equivalents (A+B+C)	1,878.46	713.27
Opening Balance of Cash and Cash Equivalents	1,159.85	446.58
Effect of exchange rate on Cash and Cash Equivalents	-	(2.67)
Balance of Cash and Cash Equivalents	891.46	1,162.52
Closing balance of Cash and Cash Equivalents	<u>3,038.30</u>	<u>1,159.85</u>
Components of Cash and Cash Equivalents:		
Balances with Banks in Current Accounts	891.46	1,159.32
Cash on Hand	-	0.53
Less: Working Capital Loan from Bank repayable on Demand	-	-

* includes on account of translation of foreign subsidiary.

Changes in Liabilities arising from financing activities on account of Non-Current (Including Current Maturities) and Current Borrowings :

	(₹ In Lakh)	
Particulars	31.03.2022	31.03.2021
Opening Balance of Liabilities arising from Financing Activities	9,186.94	22,316.25
Less : Changes from Cash Flow from financing Activities (Net)	(9,643.16)	(15,436.83)
Add : Changes on account of fair valuation	456.22	2,307.52
Closing Balance of Liabilities arising from Financing Activities	-	9,186.94

1 Bracket indicates cash outflow.

2 Previous year figures have been regrouped/rearranged wherever necessary.

3 The above statement of cash flow has been prepared under the "Indirect Method" as set out in Ind AS 7 on Statement of Cash Flow.

As per our report of even date

For and on behalf of the Board of Directors

For D T S & Associates LLP

Chartered Accountants

(Firm Registration No. 142412W/W100595)

Gaurav Jain
Managing Director
(DIN 00077770)

Dinesh Paliwal
Director (Works)
(DIN 00524064)

Parimal Kumar Jha
Partner
Membership No. 124262

Pramod Jaiswal
Chief Financial Officer

A. Datta
Company Secretary

Place : Mumbai

Date : 25th May, 2022

NOTES TO THE CONSOLIDATED FINANCIAL STATEMENTS FOR THE YEAR ENDED 31ST MARCH, 2022**Company Information**

The consolidated financial statements comprise financial statements of Jai Corp Limited (“the company”) and its subsidiaries for the year ended 31st March, 2022 (“the Group”) and its associates. The Company is a limited Company domiciled and incorporated in India and its shares are publicly traded on the Bombay Stock Exchange (BSE) and National Stock Exchange (NSE) in India. The registered office of the Company is situated at A-3, M.I.D.C. Industrial Area, Nanded - 431 603.

Group is engaged in the manufacturing activities which produces Woven Sacks/Fabric, Jumbo Bags, HDPE Twine, PP Staple Fibre and Geotextiles, Spun Yarn and production, processing and trading of Galvanised steel product and involved in Investment Advisory Services, Development of Land and Buildings.

The consolidated financial statements for the year ended 31st March, 2022 were approved and adopted by board of directors in their meeting held on 25th May, 2022.

Basis of Preparation

The consolidated financial statements have been prepared in accordance with Indian Accounting Standards notified under the Companies (Indian Accounting Standards) Rules, 2015 (Ind AS).

The consolidated financial statements have been prepared on a historical cost basis, except for certain financial assets and liabilities, which are measured at fair value / amortised cost.

The consolidated financial statements are presented in Indian National Rupees (INR) which is the Group’s functional and presentation currency and all values are rounded to the nearest Lacs and two decimals, except when otherwise indicated.

1 Significant accounting policies**a Principles of consolidation**

The consolidated financial statements comprise the financial statements of the Company and its subsidiaries as at 31st March, 2022. Control is achieved when the Group is exposed, or has rights, to variable returns from its involvement with the investee and has the ability to affect those returns through its power over the investee.

Generally, there is a presumption that a majority of voting rights result in control. To support this presumption and when the Group has less than a majority of the voting or similar rights of an investee, the Group considers all relevant facts and circumstances in assessing whether it has power over an investee, including the contractual arrangement with the other vote holders of the investee, rights arising from other contractual arrangements, the Group’s voting rights and potential voting rights and the size of the Group’s holding of voting rights relative to the size and dispersion of the holdings of the other voting rights holders.

The Group re-assesses whether or not it controls an investee if facts and circumstances indicate that there are changes to one or more of the three elements of control. Consolidation of a subsidiary begins when the Group obtains control over the subsidiary and ceases when the Group loses control of the subsidiary. Assets, liabilities, income and expenses of a subsidiary acquired during the year are included in the consolidated financial statements from the date the Group obtains control and assets, liabilities, income and expenses of a subsidiary disposed off during the year are included in the consolidated financial statement till the date the Group ceases to control the subsidiary.

An associate is an entity over which the Group has significant influence. Significant influence is the power to participate in the financial and operating policy decisions of the investee, but has no control or joint control over those policies..

Consolidation procedure:

- a) Combine like items of assets, liabilities, equity, income, expenses and cash flows of the parent with those of its subsidiaries. For this purpose, income and expenses of the subsidiary are based on the amounts of the assets and liabilities recognised in the consolidated financial statements at the acquisition date.
- b) Offset (eliminate) the carrying amount of the parent’s investment in each subsidiary and the parent’s portion of equity of each subsidiary. The difference between the cost of investment in the subsidiaries and the Parent’s share of net assets at the time of acquisition of control in the subsidiaries is recognised in the consolidated financial statement as goodwill. However, resultant gain (bargain purchase) is recognized in other comprehensive income on the acquisition date and accumulated to capital reserve in equity.

NOTES TO THE CONSOLIDATED FINANCIAL STATEMENTS FOR THE YEAR ENDED 31ST MARCH, 2022

- c) Intra-Group balances and transactions, and any unrealized income and expenses arising from intra Group transactions, are eliminated in preparing the consolidated financial statements.
- d) In the case of foreign subsidiaries, being non-integral foreign operations, revenue items are consolidated at the average exchange rates prevailing during the year. All assets and liabilities are converted at rates prevailing at the end of the year. Components of equity are translated at closing rate. Any gain / (Loss) on exchange difference arising on consolidation is recognized in the Foreign Currency Translation Reserve (FCTR) through OCI.
- e) Consolidated statement of profit or loss and each component of OCI are attributed to the equity holders of the parent of the Group and to the non-controlling interests, even if this results in the non-controlling interests having a deficit balance.
- f) Interest in associates are consolidated using equity method as per Ind AS 28 – ‘Investment in Associates and Joint Ventures’. The investment in associates is initially recognised at cost. Subsequently, under the equity method, post-acquisition attributable profit/losses and other comprehensive income are adjusted in the carrying value of investment to the extent of the Group’s investment in the associates. Goodwill relating to the associate is included in the carrying amount of the investment and is not tested for impairment individually.
- g) Consolidated financial statements are prepared using uniform accounting policies for like transactions and other events in similar circumstances. If an entity of the group uses accounting policies other than those adopted in the consolidated financial statements for like transactions and events in similar circumstances, appropriate adjustments are made to that Group member’s financial statements in preparing the consolidated financial statements to ensure conformity with the Group’s accounting policies.
- h) Consolidated financial statements of all entities used for the purpose of consolidation are drawn up to same reporting date as that of the parent company, i.e., year ended on 31st March. When the end of the reporting period of the parent is different from that of a subsidiary, if any, the subsidiary prepares, for consolidation purposes, additional financial information as of the same date as the consolidated financial statements of the parent to enable the parent to consolidate the financial information of the subsidiary, unless it is impracticable to do so.

b Business Combinations and goodwill:

Business combinations are accounted for using the acquisition method. The cost of an acquisition is measured as the aggregate of the consideration transferred measured at acquisition date fair value and the amount of any non-controlling interests in the acquiree. For each business combination, the Group elects whether to measure the non-controlling interests in the acquiree at fair value or at the proportionate share of the acquiree’s identifiable net assets. Acquisition related costs are expensed as incurred.

At the acquisition date, the identifiable assets acquired and the liabilities assumed are recognised at their acquisition date fair values, except certain assets and liabilities required to be measured as per the applicable standard. For this purpose, the liabilities assumed include contingent liabilities representing present obligation and they are measured at their acquisition fair values irrespective of the fact that outflow of resources embodying economic benefits is not probable.

Goodwill is initially measured at cost, being the excess of the aggregate of the consideration transferred and the amount recognised for non-controlling interests, and any previous interest held, over the net identifiable assets acquired and liabilities assumed. If the fair value of the net assets acquired is in excess of the aggregate consideration transferred, the Group re-assesses whether it has correctly identified all of the assets acquired and all of the liabilities assumed and reviews the procedures used to measure the amounts to be recognised at the acquisition date. If the reassessment still results in an excess of the fair value of net assets acquired over the aggregate consideration transferred, then the gain is recognised in other comprehensive income and accumulated in equity as capital reserve. However, if there is no clear evidence of bargain purchase, the entity recognises the gain directly in equity as capital reserve, without routing the same through other comprehensive income.

After initial recognition, goodwill is measured at cost less any accumulated impairment losses. For the purpose of impairment testing, goodwill acquired in a business combination is, from the acquisition date, allocated to each of the Group’s cash-generating units that are expected to benefit from the combination, irrespective of whether other assets or liabilities of the acquiree are assigned to those units. A cash generating unit to which goodwill has been allocated is tested for impairment annually, or more frequently when there is an indication that the unit may be impaired. If the recoverable amount of

NOTES TO THE CONSOLIDATED FINANCIAL STATEMENTS FOR THE YEAR ENDED 31ST MARCH, 2022

the cash generating unit is less than its carrying amount, the impairment loss is allocated first to reduce the carrying amount of any goodwill allocated to the unit and then to the other assets of the unit pro rata based on the carrying amount of each asset in the unit. Any impairment loss for goodwill is recognised in consolidated statement of profit or loss. An impairment loss recognised for goodwill is not reversed in subsequent periods.

c Foreign currency reinstatement and translation:

Transactions in foreign currencies are initially recorded by the Group at rates prevailing at the date of the transaction. Subsequently monetary items are translated at closing exchange rates as on balance sheet date and the resulting exchange difference recognised in consolidated statement of profit and loss.

Differences arising on settlement of monetary items are also recognised in consolidated statement of profit and loss.

Non-monetary items that are measured in terms of historical cost in a foreign currency are translated using the exchange rates at the dates of the transaction. Non-monetary items carried at fair value that are denominated in foreign currencies are translated at the exchange rates prevailing at the date when the fair value was determined. The gain or loss arising on translation of non-monetary items measured at fair value is treated in line with the recognition of the gain or loss on the change in fair value of the item (i.e., translation differences on items whose fair value gain or loss is recognised in Other Comprehensive Income or profit or loss are also recognised in Other Comprehensive Income or profit or loss, respectively).

Foreign exchange differences regarded as an adjustment to borrowing costs are presented in the consolidated statement of profit and loss, within finance costs. All other finance gains / losses are presented in the consolidated statement of profit and loss on a net basis.

In case of an asset, expense or income where a non monetary advance is paid or received, the date of transaction is the date on which the advance was initially recognised. If there were multiple payments or receipts in advance, multiple dates of transactions are determined for each payment or receipt of advance consideration.

d Revenue recognition

The Group derives revenues primarily from sale of products/Services comprising of Woven Sacks/ Fabric, Jumbo Bags, PP Staple Fibre and Geotextiles, Spun Yarn and production, processing and trading of Galvanised steel product, Investment Advisory Services, Development of Land and Buildings .

Revenue from contracts with customers is recognised when control of the goods or services are transferred to the customer at an amount that reflects the consideration entitled in exchange for those goods or services. Generally, control is transfer upon shipment of goods to the customer or when the goods is made available to the customer, provided transfer of title to the customer occurs and the Group has not retained any significant risks of ownership or future obligations with respect to the goods shipped.

Revenue from rendering of services is recognised over the time by measuring the progress towards complete satisfaction of performance obligations at the reporting period.

Revenue is measured at the amount of consideration which the Group expects to be entitled to in exchange for transferring distinct goods or services to a customer as specified in the contract, excluding amounts collected on behalf of third parties (for example taxes and duties collected on behalf of the government). Consideration is generally due upon satisfaction of performance obligations and a receivable is recognized when it becomes unconditional.

The Group does not have any contracts where the period between the transfer of the promised goods or services to the customer and payment by the customer exceeds one year. As a consequence, it does not adjust any of the transaction prices for the time value of money.

Revenue is measured based on the transaction price, which is the consideration, adjusted for discounts and claims, if any, as specified in the contract with the customer. Revenue also excludes taxes collected from customers.

Revenue is recognised only when it can be reliably measured and it is reasonable to expect ultimate collection. Revenue from real estate projects is recognised on percentage completion method based on the technical estimates as provided by the Real Estate Developers. The revenue has been recognised only if more than 20 % of the saleable project area is secured by contracts/agreements with buyers and 10 % of the consideration are realised at the reporting date.

NOTES TO THE CONSOLIDATED FINANCIAL STATEMENTS FOR THE YEAR ENDED 31ST MARCH, 2022

Contract balances

Trade receivables

A receivable represents the Group's right to an amount of consideration that is unconditional.

Contract liabilities

A contract liability is the obligation to transfer goods or services to a customer for which the Group has received consideration (or an amount of consideration is due) from the customer. If a customer pays consideration before the Group transfers goods or services to the customer, a contract liability is recognised when the payment is made. Contract liabilities are recognised as revenue when the Group performs under the contract.

Other Income:

Export incentives other than advance licence are recognised at the time of exports and the benefit in respect of advance license received by the Group against exports made by it are recognised as and when goods are imported against them.

Interest Income:

Interest income from a financial asset is recognised when it is probable that the economic benefits will flow to the Group and the amount of income can be measured reliably. Interest income is accrued on a time basis, by reference to the principal outstanding and at the effective interest rate applicable, which is the rate that exactly discounts estimated future cash receipts through the expected life of the financial asset to that asset's net carrying amount on initial recognition.

Dividend Income:

Dividend Income is recognised when the right to receive the payment is established.

Commission and Job work Income:

Commission and Job Work income are recognised on accrual basis in accordance with the terms of relevant agreement.

e Income taxes

The income tax expense or credit for the year is the tax payable on the current period's taxable income based on the applicable income tax rate adjusted by changes in deferred tax assets and liabilities attributable to temporary differences and to unused tax losses.

Deferred income tax is provided in full, using the balance sheet approach, on temporary differences arising between the tax bases of assets and liabilities and their carrying amounts in the financial statements. Deferred income tax is determined using tax rates (and laws) that have been enacted or substantially enacted by the end of the reporting period and are expected to apply when the related deferred income tax asset is realised or the deferred income tax liability is settled.

Deferred tax assets are recognised for all deductible temporary differences and unused tax losses only if it is probable that future taxable amounts will be available to utilise those temporary differences and losses.

Deferred tax liabilities are not recognised for temporary differences between the carrying amount and tax bases of investments in subsidiaries, branches and associates and interest in joint arrangements where the group is able to control the timing of the reversal of the temporary differences and it is probable that the differences will not reverse in the foreseeable future. Deferred taxes are not recognised on these temporary differences if there is no probable tax outflow on their reversal. Deferred tax assets are not recognised for temporary differences between the carrying amount and tax bases of investments in subsidiaries, branches and associates and interest in joint arrangements where it is not probable that the differences will reverse in the foreseeable future and taxable profit will not be available against which the temporary difference can be utilised.

Deferred tax assets and liabilities are offset when there is a legally enforceable right to offset current tax assets and liabilities and when the deferred tax balances relate to the same taxation authority. Current tax assets and tax liabilities are offset where the entity has a legally enforceable right to offset and intends either to settle on a net basis, or to realise the asset and settle the liability simultaneously.

Current and deferred tax is recognised in profit or loss, except to the extent that it relates to items recognised in other comprehensive income or directly in equity. In this case, the tax is also recognised in other comprehensive income or directly in equity, respectively.

NOTES TO THE CONSOLIDATED FINANCIAL STATEMENTS FOR THE YEAR ENDED 31ST MARCH, 2022**f Government grants**

Grants from the government are recognised at their fair value where there is a reasonable assurance that the grant will be received and the Group will comply with all attached conditions.

Government grants relating to income are deferred and recognised in the profit or loss over the period necessary to match them with the costs that they are intended to compensate and presented within other income.

Government grants relating to the purchase of property, plant and equipment are included in non-current liabilities as deferred income and are credited to profit or loss on a straight-line basis over the expected lives of the related assets and presented within other income.

g Leases**As a lessee**

The Group evaluates if an arrangement qualifies to be a lease as per the requirements of Ind AS 116. Identification of a lease requires significant judgement. The Group uses significant judgement in assessing the lease term (including anticipated renewals) and the applicable discount rate. The Group determines the lease term as the non-cancellable period of a lease, together with both periods covered by an options to extend the lease if the Group is reasonably certain to exercise that options; and periods covered by an option to terminate the lease if the Group is reasonably certain not to exercise that options. In assessing whether the Group is reasonably certain to exercise an option to extend a lease, or not to exercise an option to terminate a lease, it considers all relevant facts and circumstances that create an economic incentive for the Group to exercise the option to extend the lease, or not to exercise the option to terminate the lease. The Group revises the lease term if there is a change in the non-cancellable period of a lease. The discount rate is generally based on the incremental borrowing rate specific to the lease being evaluated or for a portfolio of leases with similar characteristics.

The Group's lease asset classes primarily consist of leases for land and buildings. The Group assesses whether a contract contains a lease, at inception of a contract. A contract is, or contains, a lease if the contract conveys the right to control the use of an identified asset for a period of time in exchange for consideration. To assess whether a contract conveys the right to control the use of an identified asset, the Group assesses whether: (i) the contract involves the use of an identified asset (ii) the Group has substantially all of the economic benefits from use of the asset through the period of the lease and (iii) the Group has the right to direct the use of the asset.

At the date of commencement of the lease, the Group recognizes a right-of-use asset ("ROU") and a corresponding lease liability for all lease arrangements in which it is a lessee, except for leases with a term of twelve months or less (short-term leases) and low value leases. For these short-term and low value leases, the Group recognizes the lease payments as an operating expense on a straight-line basis over the term of the lease.

Certain lease arrangements includes the options to extend or terminate the lease before the end of the lease term. ROU assets and lease liabilities includes these options when it is reasonably certain that they will be exercised.

The right-of-use assets are initially recognized at cost, which comprises the initial amount of the lease liability adjusted for any lease payments made at or prior to the commencement date of the lease plus any initial direct costs less any lease incentives. They are subsequently measured at cost less accumulated depreciation and impairment losses.

Right-of-use assets are depreciated from the commencement date on a straight-line basis over the shorter of the lease term and useful life of the underlying asset. Right of use assets are evaluated for recoverability whenever events or changes in circumstances indicate that their carrying amounts may not be recoverable. For the purpose of impairment testing, the recoverable amount (i.e. the higher of the fair value less cost to sell and the value-in-use) is determined on an individual asset basis unless the asset does not generate cash flows that are largely independent of those from other assets. In such cases, the recoverable amount is determined for the Cash Generating Unit (CGU) to which the asset belongs.

The lease liability is initially measured at amortized cost at the present value of the future lease payments. The lease payments are discounted using the interest rate implicit in the lease or, if not readily determinable, using the incremental borrowing rates in the country of domicile of these leases. Lease liabilities are remeasured with a corresponding adjustment to the related right of use asset if the Group changes its assessment if whether it will exercise an extension or a termination option.

The discount rate is generally based on the incremental borrowing rate specific to the lease being evaluated or for a portfolio of leases with similar characteristics.

NOTES TO THE CONSOLIDATED FINANCIAL STATEMENTS FOR THE YEAR ENDED 31ST MARCH, 2022

Lease liability and ROU asset have been separately presented in the Balance Sheet and lease payments have been classified as financing cash flows.

The Group as a lessor

Leases for which the Group is a lessor is classified as a finance or operating lease. Whenever the terms of the lease transfer substantially all the risks and rewards of ownership to the lessee, the contract is classified as a finance lease. All other leases are classified as operating leases.

When the Group is an intermediate lessor, it accounts for its interests in the head lease and the sublease separately. The sublease is classified as a finance or operating lease by reference to the right- of-use asset arising from the head lease.

For operating leases, rental income is recognized on a straight line basis over the term of the relevant lease.

h Impairment of non-financial assets

Goodwill is not subject to amortisation and is tested annually for impairment, or more frequently if events or changes in circumstances indicate that they might be impaired. The carrying amounts of other assets are reviewed at each balance sheet date if there is any indication of impairment based on internal/ external factors. An asset is treated as impaired when the carrying amount exceeds its recoverable value. The recoverable amount is the greater of the asset's fair value less cost of disposal and value in use. In assessing value in use, the estimated future cash flows are discounted to the present value using a pre-tax discount rate that reflects current market assessment of the time value of money and risks specific to the assets. An impairment loss is charged to the Statement of Profit and Loss in the year in which an asset is identified as impaired. After impairment, depreciation is provided on the revised carrying amount of the asset over its remaining useful life. The impairment loss recognized in prior accounting periods is reversed if there has been a change in the estimate of recoverable amount.

i Valuation of inventories

In general, all inventories of finished goods, work-in-progress etc., are stated at lower of cost and net realisable value. Cost of inventories comprise of all cost of purchase, cost of conversion and other cost incurred in bringing the inventory to their present location and condition. Finance cost generally are not part of the cost of inventories except Real Estate Division. Raw material and stores and spares are stated at lower of cost and net realisable value. However, materials and other items held for use in the production of inventories are not written down below cost if the finished products in which they will be incorporated are expected to be sold at or above cost. The cost is determined on FIFO basis in respect of Packaging / Spinning Division and on average basis in respect of Steel Division. Scrap and trial run products are valued at estimated net realisable value. Inventories of finished goods and scrap includes excise duty wherever applicable.

j Non – current assets held for sale

Non-current assets are classified as held for sale if their carrying amount will be recovered principally through a sale transaction rather than through continuing use and a sale is considered highly probable. They are measured at the lower of their carrying amount and fair value less costs to sell.

An impairment loss is recognised for any initial or subsequent write-down of the asset to fair value less costs to sell. A gain is recognised for any subsequent increases in fair value less costs to sell of an asset, but not in excess of any cumulative impairment loss previously recognised. A gain or loss not previously recognised by the date of the sale of the non-current asset is recognised at the date of de-recognition.

Non-current assets are not depreciated or amortised while they are classified as held for sale. Interest and other expenses attributable to the liabilities of a disposal Group classified as held for sale continue to be recognised.

k Investments and financial assets

Classification

The group classifies its financial assets in the following measurement categories:

- ▣ those to be measured subsequently at fair value (either through other comprehensive income, or through profit or loss), and
- ▣ those measured at amortised cost.

The classification depends on the entity's business model for managing the financial assets and the contractual terms of the cash flows.

NOTES TO THE CONSOLIDATED FINANCIAL STATEMENTS FOR THE YEAR ENDED 31ST MARCH, 2022

For assets measured at fair value, gains and losses will either be recorded in profit or loss or other comprehensive income. For investments in debt instruments, this will depend on the business model in which the investment is held. For investments in equity instruments, this will depend on whether the group has made an irrevocable election at the time of initial recognition to account for the equity investment at fair value through other comprehensive income.

The group reclassifies debt investments when and only when its business model for managing those assets changes.

Measurement

At initial recognition, the group measures a financial asset (except investment in associates) at its fair value plus, in the case of a financial asset not at fair value through profit or loss, transaction costs that are directly attributable to the acquisition of the financial asset. Transaction costs of financial assets carried at fair value through profit or loss are expensed in profit or loss.

Financial assets with embedded derivatives are considered in their entirety when determining whether their cash flows are solely payment of principal and interest.

Measurement of debt instruments

Subsequent measurement of debt instruments depends on the Group's business model for managing the asset and the cash flow characteristics of the asset. There are three measurement categories into which the Group classifies its debt instruments:

- ▣ **Amortised cost:** Assets that are held for collection of contractual cash flows where those cash flows represent solely payments of principal and interest are measured at amortised cost. A gain or loss on a debt investment that is subsequently measured at amortised cost is recognised in profit or loss when the asset is derecognised or impaired. Interest income from these financial assets is included in finance income using the effective interest rate method.
- ▣ **Fair value through other comprehensive income (FVOCI):** Assets that are held for collection of contractual cash flows and for selling the financial assets, where the assets' cash flows represent solely payments of principal and interest, are measured at fair value through other comprehensive income (FVOCI). Movements in the carrying amount are taken through OCI, except for the recognition of impairment gains or losses, interest revenue and foreign exchange gains and losses which are recognised in profit and loss. When the financial asset is derecognised, the cumulative gain or loss previously recognised in OCI is reclassified from equity to profit or loss and recognised in other gains/ (losses). Interest income from these financial assets is included in other income using the effective interest rate method.
- ▣ **Fair value through profit or loss:** Assets that do not meet the criteria for amortised cost or FVOCI are measured at fair value through profit or loss. A gain or loss on a debt investment that is subsequently measured at fair value through profit or loss is recognised in profit or loss and presented net in the statement of profit and loss within other gains/(losses) in the year in which it arises. Interest income from these financial assets is included in other income.

Measurement of equity instruments

The group subsequently measures all equity investments (except investments in associates) at fair value. Where the group's management has elected to present fair value gains and losses on equity investments in other comprehensive income, there is no subsequent reclassification of fair value gains and losses to profit or loss. Dividends from such investments are recognised in profit or loss as other income when the Group's right to receive payments is established.

Changes in the fair value of financial assets measured at fair value through profit or loss are recognised as gain/ (losses) in the statement of profit and loss. Impairment losses (and reversal of impairment losses) on equity investments measured at FVOCI are not reported separately from other changes in fair value.

Impairment of financial assets

The group assesses on a forward looking basis the expected credit losses associated with its assets carried at amortised cost and FVOCI debt instruments. The impairment methodology applied depends on whether there has been a significant increase in credit risk.

For trade receivables, the Group applies the simplified approach permitted by Ind AS 109 Financial Instruments, which requires expected lifetime losses to be recognised from initial recognition of the receivables.

NOTES TO THE CONSOLIDATED FINANCIAL STATEMENTS FOR THE YEAR ENDED 31ST MARCH, 2022

De-recognition of financial assets

A financial asset is derecognised only when

- ▣ The group has transferred the rights to receive cash flows from the financial asset or
- ▣ retains the contractual rights to receive the cash flows of the financial asset, but assumes a contractual obligation to pay the cash flows to one or more recipients.

Where the entity has transferred an asset, the Group evaluates whether it has transferred substantially all risks and rewards of ownership of the financial asset. In such cases, the financial asset is derecognised. Where the entity has not transferred substantially all risks and rewards of ownership of the financial asset, the financial asset is not derecognised.

Where the entity has neither transferred a financial asset nor retains substantially all risks and rewards of ownership of the financial asset, the financial asset is derecognised if the Group has not retained control of the financial asset. Where the group retains control of the financial asset, the asset is continued to be recognised to the extent of continuing involvement in the financial asset.

I Derivatives and embedded derivatives

The group enters into certain derivative contracts to hedge risks which are not designated as hedges. Such contracts are accounted for at fair value through profit or loss and are included in other gains / (losses).

Derivatives embedded in a host contract that is an asset within the scope of Ind AS 109 are not separated. Financial assets with embedded derivatives are considered in their entirety when determining whether their cash flows are solely payment of principal and interest.

Derivatives embedded in all other host contract are separated only if the economic characteristics and risks of the embedded derivative are not closely related to the economic characteristics and risks of the host and are measured at fair value through profit or loss. Embedded derivatives closely related to the host contracts are not separated.

m Property, plant and equipment

The carrying value (Gross Block less accumulated depreciation and amortisation) as on 1st April, 2015 of the Property, plant and equipment is considered as a deemed cost on the date of transition. Property, plant and equipment are carried at cost, net of recoverable taxes, trade discounts and rebates, less accumulated depreciation, amortisation and impairment loss, if any. Cost comprises of purchase price, borrowing cost if capitalisation criteria are met, and directly attributable cost of bringing the asset to its working conditions for the intended use.

Depreciation on property, plant and equipment

Depreciation on Property, Plant and Equipment is provided to the extent of depreciable amount on straight-line method over the useful life of asset as assessed by the management and the same is similar to the useful lives as prescribed in Part-C of Schedule II to the Companies Act, 2013 except acquisition of insurance spares and additions/extensions forming an integral part of existing plants, which are depreciated over residual useful life of the respective plant, property and equipments.

The property, plant and equipment acquired under finance leases is depreciated over the asset's useful life or over the useful life and the lease term if there is no reasonable certainty that the group will obtain ownership at the end of the lease term. Residual values, useful lives and method of depreciation of property, plant and equipments are reviewed at each financial year end and are adjusted prospectively, if appropriate. The effects of any revision are included in the statement of profit and loss when the changes arises.

Property, Plant and Equipment where ownership vests with the Government/local authorities are amortised over the useful life of asset as prescribed in Part-C of Schedule II to the Companies Act, 2013.

Gains or losses arising from derecognition of an tangible asset are measured as the difference between the net disposal proceeds and the carrying amount of the asset and are recognised in the statement of profit and loss when the asset is derecognised.

n Intangible assets

The carrying value (Gross Block less accumulated amortisation) as on 1st April, 2015 of the Intangible assets is considered as a deemed cost on the date of transition. Intangible assets are carried at cost less accumulated amortisation and accumulated impairment losses, if any. Cost includes expenditure that is directly attributable to the acquisition of the intangible assets.

NOTES TO THE CONSOLIDATED FINANCIAL STATEMENTS FOR THE YEAR ENDED 31ST MARCH, 2022

Identifiable intangible assets are recognised when it is probable that future economic benefits attributed to the asset will flow to the Group and the cost of the asset can be reliably measured.

Computer softwares are capitalised at the amounts paid to acquire the respective license for use and are amortised over the period of useful lives or period of three years, whichever is less. Useful lives and method of amortisation of Intangible assets are reviewed at each financial year end and are adjusted prospectively, if appropriate. The effects of any revision are included in the statement of profit and loss when the changes arises.

Gains or losses arising from derecognition of an intangible asset are measured as the difference between the net disposal proceeds and the carrying amount of the asset and are recognised in the statement of profit and loss when the asset is derecognised.

o Investment properties

Investment properties are measured initially at cost, including transaction costs. Subsequent to initial recognition, investment properties are stated at cost less accumulated depreciation and accumulated impairment loss, if any.

Depreciation on investment properties are provided using straight line method over the estimated useful lives as specified in Schedule II to the Companies Act, 2013. Residual values, useful lives and method of depreciation of investment properties are reviewed at each financial year end and are adjusted prospectively, if appropriate. The effects of any revision are included in the statement of profit and loss when the changes arises.

Though the Group measures investment properties using cost based measurement, the fair value of investment property is disclosed in the notes.

Investment properties are derecognised either when they have been disposed off or when they are permanently withdrawn from use and no future economic benefit is expected from their disposal. The difference between the net disposal proceeds and the carrying amount of the asset is recognised in statement of profit and loss in the period of derecognition.

p Borrowings and other financial liabilities

Borrowings and other financial liabilities are initially recognised at fair value (net of transaction costs incurred). Difference between the fair value and the transaction proceeds on initial is recognised as an asset / liability based on the underlying reason for the difference.

Subsequently all financial liabilities are measured at amortised cost using the effective interest rate method

Preference shares which are redeemable on a specific date are classified as a financial liability. Dividends on preference shares are recognised in statement of profit and loss.

Borrowings are removed from the balance sheet when the obligation specified in the contract is discharged, cancelled or expired. The difference between the carrying amount of a financial liability that has been extinguished or transferred to another party and the consideration paid, including any non-cash assets transferred or liabilities assumed, is recognised in profit or loss. The gain / loss is recognised in other equity in case of transaction with shareholders.

q Borrowing costs

Borrowing costs that are attributable to the acquisition or construction of qualifying assets are capitalised as part of the cost of such assets. A qualifying asset is one that necessarily takes substantial period of time to get ready for intended use. All other borrowing costs are charged to the statement of profit and loss as finance costs as per the effective interest rate method, wherever applicable.

r Provisions, contingent liabilities and contingent assets

Provisions are recognised when the Group has a present obligation (legal or constructive) as a result of a past event. It is probable that an outflow of resources embodying economic benefits will be required to settle the obligation and a reliable estimate can be made of the amount of the obligation. If the effect of the time value of money is material, provisions are discounted using equivalent period government securities interest rate. Unwinding of the discount is recognised in the statement of profit and loss as a finance cost. Provisions are reviewed at each balance sheet date and are adjusted to reflect the current best estimate.

Contingent liabilities are disclosed when there is a possible obligation arising from past events, the existence of which will be confirmed only by the occurrence or non-occurrence of one or more uncertain

NOTES TO THE CONSOLIDATED FINANCIAL STATEMENTS FOR THE YEAR ENDED 31ST MARCH, 2022

future events not wholly within the control of the Group or a present obligation that arises from past events where it is either not probable that an outflow of resources will be required to settle or a reliable estimate of the amount cannot be made. Information on contingent liability is disclosed in the Notes to the Financial Statements. Contingent assets are not recognised. However, when the realisation of income is virtually certain, then the related asset is no longer a contingent asset, but it is recognised as an asset.

s Employee benefits

Short-term employee benefits are recognized as an expense at the undiscounted amount in the statement of Profit and Loss for the year in which the related service is rendered.

Post-employment and other long term employee benefits are recognized as an expense in the Statement of Profit and Loss for the year in which the employee has rendered services. The expense is recognized at the present value of the amount payable determined using actuarial valuation techniques.

Re-measurement gains and losses pertaining to defined benefit obligations arising from experience adjustments and changes in actuarial assumptions are recognised in other comprehensive income in the period in which they occur

Compensated absences are accounted similar to the short term employee benefits.

Retirement benefits in the form of Provident Fund and other Funds are defined contribution scheme and the contributions are charged to the Statement of Profit and Loss of the year when the contribution to the respective funds are due. There are no other obligations other than the contribution payable to the fund.

t Discontinued operation and non-current assets (or disposal groups) held for sale

Discontinued operation:

A discontinued operation is a component of the Company that has been disposed off or is classified as held for sale and that represents a separate major line of business or geographical area of operations, is part of a single coordinated plan to dispose off such a line of business or area of operations, or is a subsidiary acquired exclusively with a view to resale. The results of discontinued operations are presented separately in the statement of profit or loss.

Non-current assets (or disposal groups) held for sale

Non-current assets are classified as held for sale if their carrying amount will be recovered principally through a sale transaction rather than through continuing use. This condition is regarded as met only when a sale is highly probable from the date of classification, management are committed to the sale and the asset is available for immediate sale in its present condition. Non-current assets are classified as held for sale from the date these conditions are met and are measured at the lower of carrying amount and fair value less cost to sell. Any resulting impairment loss is recognised in the Statements of Profit and Loss as a separate line item. On classification as held for sale, the assets are no longer depreciated. Assets and liabilities classified as held for sale are presented separately as current items in the Balance Sheet.

u Earnings per share

Basic earnings per share is computed using the net profit or loss for the year attributable to the shareholders' and weighted average number of equity shares outstanding during the year.

Diluted earnings per share is computed using the net profit or loss for the year attributable to the shareholder' and weighted average number of equity and potential equity shares outstanding during the year including share options, convertible preference shares and debentures, except where the result would be anti-dilutive. Potential equity shares that are converted during the year are included in the calculation of diluted earnings per share, from the beginning of the year or date of issuance of such potential equity shares, to the date of conversion.

v Dividends

Provision is made for the amount of any dividend declared, being appropriately authorised and no longer at the discretion of the entity, on or before the end of the reporting period but not distributed at the end of the reporting period.

w Contributed equity

Equity shares are classified as equity. Incremental costs directly attributable to the issue of new shares or options are shown in equity as a deduction, net of tax, from the proceeds.

NOTES TO THE CONSOLIDATED FINANCIAL STATEMENTS FOR THE YEAR ENDED 31ST MARCH, 2022**x Cash and cash equivalents**

For the purpose of presentation in the statement of cash flows, cash and cash equivalents includes cash on hand, deposits held at call with financial institutions and banks, other short-term, highly liquid investments with original maturities of three months or less that are readily convertible to known amounts of cash and which are subject to an insignificant risk of changes in value, and bank overdrafts. Bank overdrafts are disclosed as current borrowings in the balance sheet.

y Current and non-current classification:

The Group presents assets and liabilities in statement of financial position based on current/non-current classification. The Group has presented non-current assets and current assets before equity, non-current liabilities and current liabilities in accordance with Schedule III, Division II of Companies Act, 2013 notified by MCA.

An asset is classified as current when it is:

- a) Expected to be realised or intended to be sold or consumed in normal operating cycle,
- b) Held primarily for the purpose of trading,
- c) Expected to be realised within twelve months after the reporting period, or
- d) Cash or cash equivalent unless restricted from being exchanged or used to settle a liability for at least twelve months after the reporting period.

All other assets are classified as non-current.

A liability is classified as current when it is:

- a) Expected to be settled in normal operating cycle,
- b) Held primarily for the purpose of trading,
- c) Due to be settled within twelve months after the reporting period, or
- d) There is no unconditional right to defer the settlement of the liability for at least twelve months after the reporting period.

All other liabilities are classified as non-current.

The operating cycle is the time between the acquisition of assets for processing and their realisation in cash or cash equivalents. Deferred tax assets and liabilities are classified as non-current assets and liabilities. The Group has identified twelve months as its normal operating cycle.

y Fair value measurement:

The Group measures financial instruments at fair value at each balance sheet date.

Fair value is the price that would be received to sell an asset or paid to transfer a liability in an orderly transaction between market participants at the measurement date. The fair value measurement is based on the presumption that the transaction to sell the asset or transfer the liability takes place either:

- a) In the principal market for the asset or liability, or
- b) In the absence of a principal market, in the most advantageous market for the asset or liability.

A fair value measurement of a non-financial asset takes into account a market participant's ability to generate economic benefits by using the asset in its highest and best use or by selling it to another market participant that would use the asset in its highest and best use.

The Group uses valuation techniques that are appropriate in the circumstances and for which sufficient data are available to measure fair value, maximising the use of relevant observable inputs and minimising the use of unobservable inputs. All assets and liabilities for which fair value is measured or disclosed in the financial statements are categorised within the fair value hierarchy.

z Off-setting financial instrument:

Financial assets and liabilities are offset and the net amount is reported in the balance sheet where there is a legally enforceable rights to offset the recognised amounts and there is an intention to settle on a net basis or realise the asset and settle the liability simultaneously. The legally enforceable rights must not be contingent on future events and must be enforceable in the normal course of business and in the event of default, insolvency or bankruptcy of the Group or counterparty.

NOTES TO THE CONSOLIDATED FINANCIAL STATEMENTS FOR THE YEAR ENDED 31ST MARCH, 2022

aa SIGNIFICANT ACCOUNTING JUDGEMENTS, ESTIMATES AND ASSUMPTIONS:

The preparation of the financial statements requires management to make judgements, estimates and assumptions that affect the reported amounts of revenues, expenses, assets and liabilities, and the accompanying disclosures, and the disclosure of contingent liabilities. Uncertainty about these assumptions and estimates could result in outcomes that require a material adjustment to the carrying amount of assets or liabilities affected in future periods. The key assumptions concerning the future and other key sources of estimation uncertainty at the reporting date, that have a significant risk of causing a material adjustment to the carrying amounts of assets and liabilities within the next financial year, are described below. The Group based on its assumptions and estimates on parameters available when the financial statements were prepared. However, existing circumstances and assumptions about future developments may change due to market changes or circumstances arising that are beyond the control of the Group. Such changes are reflected in the assumptions when they occur.

i) Property, plant and equipment, Investment Properties and Intangible Assets:

Management reviews the estimated useful lives and residual values of the assets annually in order to determine the amount of depreciation to be recorded during any reporting period. The useful lives and residual values as per schedule II of the Companies Act, 2013 or are based on the Group's historical experience with similar assets and taking into account anticipated technological changes, whichever is more appropriate.

ii) Income Tax:

The Group reviews at each balance sheet date the carrying amount of deferred tax assets. The factors used in estimates may differ from actual outcome which could lead to an adjustment to the amounts reported in the consolidated financial statements.

iii) Contingencies:

Management has estimated the possible outflow of resources at the end of each annual reporting financial year, if any, in respect of contingencies/claim/litigations against the Group as it is not possible to predict the outcome of pending matters with accuracy.

iv) Impairment of financial assets:

The impairment provisions for financial assets are based on assumptions about risk of default and expected cash loss. The Group uses judgement in making these assumptions and selecting the inputs to the impairment calculation, based on Group's past history, existing market conditions as well as forward looking estimates at the end of each reporting period.

v) Impairment of non-financial assets:

The Group assesses at each reporting date whether there is an indication that an asset may be impaired. If any indication exists, or when annual impairment testing for an asset is required, the Group estimates the asset's recoverable amount. An asset's recoverable amount is the higher of an asset's or Cash Generating Units (CGU) fair value less costs of disposal and its value in use. It is determined for an individual asset, unless the asset does not generate cash inflows that are largely independent to those from other assets or groups of assets. Where the carrying amount of an asset or CGU exceeds its recoverable amount, the asset is considered impaired and is written down to its recoverable amount.

In assessing value in use, the estimated future cash flows are discounted to their present value using a pre-tax discount rate that reflects current market assessments of the time value of money and the risks specific to the asset. In determining fair value less cost of disposal, recent market transactions are taken into account. If no such transactions can be identified, an appropriate valuation model is used. These calculations are corroborated by valuation multiples or other available fair value indicators.

vi) Defined benefits plans:

The Cost of the defined benefit plan and other post-employment benefits and the present value of such obligation are determined using actuarial valuations. An actuarial valuation involves making various assumptions that may differ from actual developments in the future. These include the determination of the discount rate, future salary increases, mortality rates and attrition rate. Due to the complexities involved in the valuation and its long-term nature, a defined benefit obligation is highly sensitive to changes in these assumptions. All assumptions are reviewed at each reporting date.

NOTES TO THE CONSOLIDATED FINANCIAL STATEMENTS FOR THE YEAR ENDED 31ST MARCH, 2022

vii) Recoverability of trade receivable:

Judgements are required in assessing the recoverability of overdue trade receivables and determining whether a provision against those receivables is required. Factors considered include the credit rating of the counterparty, the amount and timing of anticipated future payments and any possible actions that can be taken to mitigate the risk of non-payment.

viii) Provisions:

Provisions and liabilities are recognized in the period when it becomes probable that there will be a future outflow of funds resulting from past operations or events and the amount of cash outflow can be reliably estimated. The timing of recognition and quantification of the liability require the application of judgement to existing facts and circumstances, which can be subject to change. Since the cash outflows can take place many years in the future, the carrying amounts of provisions and liabilities are reviewed regularly and adjusted to take account of changing facts and circumstances.

ix) Fair value measurement of financial instruments :

When the fair value of financial assets and financial liabilities recorded in the balance sheet cannot be measured based on quoted prices in active markets, their fair value is measured using valuation techniques including the Discounted Cash Flow (DCF) model. The inputs to these models are taken from observable markets where possible, but where this is not feasible, a degree of judgement is required in establishing fair values. Judgements include considerations of inputs such as liquidity risk, credit risk and volatility. Changes in assumptions about these factors could affect the reported fair value of financial instruments.

ab Recent accounting pronouncements

On 23rd March, 2022, the Ministry of Corporate Affairs (MCA) has notified certain amendment to existing Ind AS. These amendments shall be applicable to the Company from 1st April, 2022.

Amendment to Existing issued Ind AS :

The MCA has also notified certain amendments to the following Accounting Standards:

- i. Ind AS 101- First time adoption of Indian Accounting Standards
- ii. Ind AS 103 – Business Combinations
- iii. Ind AS 109 - Financial Instruments
- iv. Ind AS 16 – Property, Plant and Equipment
- v. Ind AS 37 – Provisions, Contingent Liabilities and Contingent Assets
- vi. Ind AS 41 - Agriculture

The above amendments of standards are not expected to have any significant impact on the Group's financial statements.

NOTES TO THE CONSOLIDATED FINANCIAL STATEMENTS FOR THE YEAR ENDED 31ST MARCH, 2022

Note 2 - Property, plant and equipment

Particulars	(₹ In Lakh)							
	Land- Leasehold	Land - Freehold	Buildings	Plant and Equipment	Furniture and Fixtures	Vehicles	Office Equipments	Total
COST								
At 1st April 2020	40.03	1,927.00	3,742.43	14,642.63	115.88	95.28	125.48	20,688.73
Additions	-	-	15.41	611.56	-	-	6.07	633.04
Disposals	-	-	1.89	1,393.43	-	-	1.85	1,397.17
Assets Held for Disposals (Refer Note 19)	-	-	-	1,682.91	2.59	-	11.48	1,696.98
At 31st March 2021	40.03	1,927.00	3,755.95	12,177.85	113.29	95.28	118.22	18,227.62
Additions	-	-	180.69	260.13	-	41.58	28.32	510.72
Disposals	-	-	2.26	107.54	-	26.91	12.03	148.74
Assets Held for Disposals (Refer Note 19)	-	-	-	69.45	-	-	2.26	71.71
At 31st March 2022	40.03	1,927.00	3,934.38	12,260.99	113.29	109.95	132.25	18,517.89
DEPRECIATION/AMORTISATION								
At 1st April 2020	3.70	-	812.53	6,004.57	61.93	56.49	81.84	7,021.06
Depreciation/amortisation	0.62	-	160.86	909.76	6.46	10.12	14.46	1,102.28
Disposals	-	-	0.76	932.93	-	-	1.46	935.15
Assets Held for Disposals (Refer Note 19)	-	-	-	645.21	2.20	-	10.02	657.43
At 31st March 2021	4.32	-	972.63	5,336.19	66.19	66.61	84.82	6,530.76
Depreciation/amortisation	0.62	-	153.28	751.95	6.62	12.66	13.42	938.55
Disposals	-	-	0.36	64.81	-	24.62	10.74	100.53
Assets Held for Disposals (Refer Note 19)	-	-	-	43.53	-	-	1.87	45.40
At 31st March 2022	4.94	-	1,125.55	5,979.80	72.81	54.65	85.63	7,323.38
NET BOOK VALUE								
At 31st March 2021	35.71	1,927.00	2,783.32	6,841.66	47.10	28.67	33.40	11,696.86
At 31st March 2022	35.09	1,927.00	2,808.83	6,281.19	40.48	55.30	46.62	11,194.51
CAPITAL WIP								
At 31st March 2021								64.50
At 31st March 2022								39.00

NOTES TO THE CONSOLIDATED FINANCIAL STATEMENTS FOR THE YEAR ENDED 31ST MARCH, 2022

2.1 CWIP aging schedule-

(a) Aging as on 31st March 2022

Particulars	Less than 1 Year	1-2 Year	2-3 Year	More than 3 Years
Project in progress	39.00	-	-	-
Project temporarily suspended	-	-	-	-
Total	39.00	-	-	-

(b) Aging as on 31st March 2021

Particulars	Less than 1 Year	1-2 Year	2-3 Year	More than 3 Years
Project in progress	64.50	-	-	-
Project temporarily suspended	-	-	-	-
Total	64.50	-	-	-

2.2 Title deeds of Immovable Properties not held in the name of the Company

(a) Detail as on 31st March 2022

Relevant line items in Balance Sheet	Description of item of property	Gross Carrying value	Title deeds held in the name of	Whether title deed holder is a promoter director or relative of promoter / director of employee of promoter / director	Property held since which date	Reason for not being held in the name of the company
Property, plant and equipment	Building - Car Parking Space, Embassy Centre	0.15	Embassy Centre Premises Co - Op Society Ltd.	No	1 st April 1989	The Company is in process of getting title deed transferred in the name of the Company
Property, plant and equipment	Building - Flat - Gurudev Complex, Silvassa	2.06	Pet Fibres Pvt Ltd.	No	24 th September, 2007	The title deed is in the name of erstwhile Companies that merged with the Company under Slump Sale

(₹ in Lakh)

NOTES TO THE CONSOLIDATED FINANCIAL STATEMENTS FOR THE YEAR ENDED 31ST MARCH, 2022

(b) Detail as on 31st March 2021

Relevant line items in Balance Sheet	Description of item of property	Gross Carrying value	Title deeds held in the name of	Whether title deed holder is a promoter director or relative of promoter / director of employee of promoter / director	Property held since which date	Reason for not being held in the name of the company
Property, plant and equipment	Leasehold Land -Nanded	12.55	Sipta Coated Steels Ltd	No	1 st June 1995	The title deeds are in the names of erstwhile Companies that merged with the Company under Section 391 to 394 of the Companies Act, 1956 pursuant to Schemes of Amalgamation and Arrangement as approved by the Honorable High Court.
Property, plant and equipment	Leasehold Land -Nanded	8.50	Comet Steels Ltd	No	1 st June 1995	
Property, plant and equipment	Freehold Land - Plot G, Karan Nagar, Gujarat	0.75	Sipta Coated Steels Ltd	No	1 st June 1995	
Property, plant and equipment	Freehold Land - Plot F, Karan Nagar, Gujarat	0.73	Comet Steels Ltd	No	1 st June 1995	
Property, plant and equipment	Freehold Land -Dhanegaon, Nanded Survey No. 62	14.64	Sipta Coated Steels Ltd	No	1 st June 1995	
Property, plant and equipment	Freehold Land -Dhanegaon, Nanded Survey No. 63	7.61	Comet Steels Ltd	No	1 st June 1995	
Property, plant and equipment	Building - Office Delhi	4.45	Sipta Coated Steels Ltd	No	1 st June 1995	
Property, plant and equipment	Building - Flat - Gurudev Complex ,Silvassa	2.06	Pet Fibres Pvt Ltd.	No	24 th September, 2007	
Property, plant and equipment	Building - Car Parking Space, Embassy Centre	0.15	Embassy Centre Premises Co - Op Society Ltd.	No	1 st April 1989	
Property, plant and equipment	Building - Car Parking Space, Nirmal	0.30	Jai Corp Limited	No	-	

(₹ in Lakh)

NOTES TO THE CONSOLIDATED FINANCIAL STATEMENTS FOR THE YEAR ENDED 31ST MARCH, 2022

- 2.3 Building includes ₹ 0.01 Lakh (Previous year ₹ 0.01 Lakh) being the cost of shares in Co-operative Housing Society towards ownership of residential flats.
- 2.4 Gross Block of Plant and Equipments includes ₹ 64.68 Lakh (Previous year ₹ 64.68 Lakh) and ₹ 33.56 Lakh (Previous year ₹ 33.56 Lakh) being the amount spent for laying Power Line and Water Pipe Line respectively, the ownership of which vests with the respective Government Authorities.
- 2.5 In accordance with the Indian Accounting Standard (Ind AS) 36 on "Impairment of Assets" the management during the year carried out an exercise of identifying the assets that may have been impaired in respect of each cash generating unit in accordance with the said Accounting Standard. On the basis of this review carried by the management there was no impairment loss on fixed assets during the year ended 31st March, 2022.
- 2.6 Refer note 47 for disclosure of contractual commitments for the acquisition of property, plant and equipment.
- 2.7 The Company do not have any Capital-work-in progress or intangible assets under development, whose completion is overdue or has exceeded its cost compared to its original plan.
- 2.8 There are no proceedings initiated or pending against the company for holding any Benami Property under the Benami Transactions (Prohibition) Act, 1988 (45 of 1988) and the rules made thereunder.

Note 3 - Investments Properties

Particulars	(₹ In Lakh)			
	Freehold land	Leasehold Rights	Building	Total
COST				
At 1st April 2020	23.73	6,688.53	5,461.60	12,173.85
Additions/Adjustments	-	-	-	-
Disposals	-	161.83	90.06	251.89
At 31st March 2021	23.73	6,526.70	5,371.54	11,921.96
Additions/Adjustments	-	195.69	108.90	304.59
Disposals/Adjustments	-	-	-	-
Assets Held for Disposals (Refer Note 19)	23.42	-	-	23.42
At 31st March 2022	0.31	6,722.39	5,480.44	12,203.13
DEPRECIATION				
At 1 st April 2020	-	463.86	637.16	1,127.78
Depreciation	-	148.14	194.42	342.56
Disposals	-	-	-	-
At 31st March 2021	-	612.00	831.58	1,470.34
Depreciation	-	182.44	237.27	419.71
Disposals	-	0.21	0.24	0.45
At 31st March 2022	-	794.23	1,068.61	1,889.60
NET BOOK VALUE				
At 31st March 2021	23.73	5,914.70	4,539.96	10,451.62
At 31st March 2022	0.31	5,928.16	4,411.83	10,313.53

3.1. Fair value of investment properties

Particulars	(₹ In Lakh)	
	31-Mar-2022	31-Mar-2021
Freehold land	0.31	2,120.26
Leasehold Rights	5,928.16	5,914.70
Buildings	24,684.78	11,403.22
Total	30,613.25	19,438.18

NOTES TO THE CONSOLIDATED FINANCIAL STATEMENTS FOR THE YEAR ENDED 31ST MARCH, 2022

3.2. Income from Investment Properties not generating Rental Income

Particulars	(₹ In Lakh)	
	31-Mar-2022	31-Mar-2021
Rental Income derived from investment properties	-	-
Direct Operating expenses (including repairs and maintenance) generating rental income	29.92	27.12
Income arising from investment properties before depreciation	(29.92)	(27.12)
Depreciation	39.61	36.75
Income from Investment properties (Net)	(69.53)	(63.87)

3.4. Estimation of fair value of investment properties:

The fair values of the properties are based on valuations performed by an accredited independent valuer, who is a specialist in valuing these types of properties. The Fair value of the properties have been worked out keeping in mind the various data and information and a study of the micro market in the discussion with industry experts, local brokers and regional developers. The fair value measurement for all of the investment property has been categorized as a level 3 fair value based on the inputs to the valuation techniques used.

The fair values of the properties as at 31st March, 2022 are performed by an accredited independent registered valuer as defined under rule 2 of the Companies (Registered Valuers and Valuation) Rules, 2017 who is a specialist in valuing these types of properties.

- 3.5** a) Leasehold Rights represents amount paid by one of the subsidiary company for rights to leasehold land in the year 2008. The leasehold land is situated in Dubai, UAE. The lease is for a period of 50 years and valid upto 18 June 2058.
- b) Building represents used for labour accommodation situated in Dubai, UAE which is constructed on leasehold land.
- c) The management of one of the subsidiary is of the opinion that, the absence of comparable market prices, the fair value of building can not be reasonable reliably determined but is considered to be at least equal to its carrying amount.
- 3.6** Addition/Depreciation are inclusive of gain / (loss) of ₹ **(307.94) Lakh** (Previous year ₹ (251.66) Lakh) and ₹ **(47.38) Lakh** (Previous Year ₹ (23.93) Lakh) respectively on account of translation of investment property and depreciation to date respectively of foreign subsidiary. The effect of which is considered in foreign currency translation reserve.

Note 4 - Intangible Assets

Particulars	(₹ In Lakh)
	Amount
COST	
At 1st April 2020	35.49
Additions	0.63
Disposals	-
At 31st March 2021	36.12
Additions	1.70
Disposals	-
At 31st March 2022	37.82
ACCUMULATED AMORTIZATION	
At 1st April 2020	27.30
Amortisation	4.17
Disposals	-
At 31st March 2021	31.47
Amortisation	1.50
Disposals	-
At 31st March 2022	32.97
NET BOOK VALUE	
At 31st March 2021	4.65
At 31st March 2022	4.85

4.1 Intangible assets represents software other than self generated.

NOTES TO THE CONSOLIDATED FINANCIAL STATEMENTS FOR THE YEAR ENDED 31ST MARCH, 2022

Note 5 - Investments - Associates

(₹ In Lakh)

Particulars	As at 31 st March, 2022			As at 31 st March, 2021		
	Quantity (No's)	Face value	Amount	Quantity (No's)	Face value	Amount
i) Financial assets classified and measured at cost						
Unquoted fully paid-up						
Searock Developers FZC	50	AED 1	7,940.22	50	AED 1	7,948.32
Urban Infrastructure Holdings Pvt. Ltd.	113,517,714	10	10,825.51	113,517,714	10	10,040.56
Total equity investments			<u>18,765.73</u>			<u>17,988.89</u>
In debentures						
Unquoted fully paid-up						
Zero percent fully compulsorily convertible debentures of Urban Infrastructure Holdings Pvt. Ltd.	8,266,540	100	8,266.54	8,266,540	100	8,266.54
Zero percent fully compulsorily convertible debentures of Urban Infrastructure Holdings Pvt. Ltd.	85,227,110	10	8,522.71	85,227,110	10	8,522.71
Total debentures			<u>16,789.25</u>			<u>16,789.25</u>
Investments in Associates			<u>35,554.98</u>			<u>34,778.14</u>
ii) Financial assets classified and measured at Fair value through other comprehensive income						
Equity Instruments						
a) Equity Shares - Unquoted fully paid up						
Mumbai SEZ Ltd	229,377,346	10	22,456.04	229,377,346	10	22,456.04
Rewas Ports Ltd	50,000,000	10	4,500.00	50,000,000	10	4,500.00
Gold Bricks Infrastructure Pvt. Ltd.	806,700	10	269.91	806,700	10	245.93
Neelkanth Realty Pvt. Ltd. (Refer Note 5.1)	213,333	10	77.33	213,333	10	77.33
Neelkanth Rice Lands Pvt. Ltd.	80,000	10	71.73	80,000	10	74.23
Nirmal Infrastructure Pvt. Ltd. (Refer Note 5.2)	109,000	10	100.00	109,000	10	100.00
Ozone Projects Pvt. Ltd.	957,133	10	-	957,133	10	-
Ozone Urbana Infra Developers Pvt. Ltd.	444,143	10	-	444,143	10	-
Supernal Realtors Pvt. Ltd.	26,667	10	-	26,667	10	-
Vengas Realtors Pvt. Ltd.	26,667	10	-	26,667	10	-
Sun Infrastructures Pvt. Ltd.	28,298	10	-	28,298	10	-
b) Equity Shares - Unquoted Partly paid up						
Nilayami Realtors Pvt. Ltd. (₹ 5/- paid up each)	106,000	10	57.76	106,000	10.00	68.31
c) Equity Shares - Quoted fully paid up						
Bajaj Finserve Ltd	2,000	5	340.54	2,000	5	193.37
ERA Infra Engineering Ltd. (Current Year ₹ 7/- and Previous Year ₹ 20/-)	5	2	0.00	5	2	0.00
Indo-Asian Projects Ltd. (Current Year ₹ 10/- and Previous Year ₹ 10/-)	1	10	0.00	1	10	0.00

NOTES TO THE CONSOLIDATED FINANCIAL STATEMENTS FOR THE YEAR ENDED 31ST MARCH, 2022

(₹ In Lakh)

Particulars	As at 31 st March, 2022			As at 31 st March, 2021		
	Quantity (No's)	Face value	Amount	Quantity (No's)	Face value	Amount
Future Retail Ltd. (Current Year ₹ 32/- and Previous Year ₹ 43/-)	1	2	0.00	1	2	0.00
Regaliaa Realty Ltd. (Current Year ₹ 16/- and Previous Year ₹ 16/-)	1	10	0.00	1	10	0.00
SAAG RR Infra Ltd. (Current Year ₹ 1/- and Previous Year ₹ 1/-)	1	10	0.00	1	10	0.00
Total investment in equity shares			27,873.31			27,715.22
d) 0% Fully Compulsorily Convertible Debentures - Unquoted fully paid up						
Neelkanth Realty Pvt. Ltd. (Refer Note 5.1)	33,600	100	33.60	33,600	100	33.60
Neelkanth Rice Lands Pvt. Ltd.	11,200	1,000	125.96	11,200	1,000	128.30
Supernal Realtors Pvt. Ltd.	18,721	1,000	-	18,721	1,000	-
Vengas Realtors Pvt. Ltd.	26,733	1,000	-	26,733	1,000	-
e) 0% Fully Compulsorily Convertible Debentures - Unquoted partly paid up						
Nilayami Realtors Pvt. Ltd. (₹ 10/- paid up each)	8,480	1,000	-	8,480	1,000	1.55
Total Debentures			159.56			163.45
Total equity instruments at FVOCI			28,032.88			27,878.68
(iii) Financial assets classified and measured at FVTPL						
a) Non Convertible Debentures - Quoted Fully paid up						
Spandana Sphoorthy Financial Ltd. Tranche 2	1,200	100,000	1,340.04	-	-	-
9.20% Vedanta Limited NCD (Series II)	-	-	-	200	1,000,000	2,076.06
			1,340.04			2,076.06
b) In Units						
Urban Infrastructure Opportunities Fund	7,729	27,430	752.34	7,729	27,430	864.84
Urban Infrastructure Venture Capital Fund - Class B	20,000	100	20.00	20,000	100	20.00
Total units at FVTPL			772.34			884.84
Total Other non-current investments			30,145.26			30,839.58
Total non-current investments			65,700.24			65,617.72
Aggregate amount of quoted investments and market value thereof			1,680.58			2,269.43
Aggregate amount of unquoted investments			64,019.66			63,348.29

5.1 Original Share / Debenture Certificates have been misplaced and steps are being taken to obtain duplicate certificates.

5.2 Original Equity shares of Nirmal Infrastructure Private Ltd. have been kept in Escrow Account and proposed transaction for disposal of investment is being executed.

NOTES TO THE CONSOLIDATED FINANCIAL STATEMENTS FOR THE YEAR ENDED 31ST MARCH, 2022

5.3 Investments classified as:

Particulars	(₹ In Lakh)	
	As at 31 st March, 2022	As at 31 st March, 2021
At Cost	35,554.98	34,778.14
At FVOCI	28,032.88	27,878.68
At FVTPL	2,112.38	2,960.90
Total	65,700.24	65,617.72

Note 6 - Non current financial assets - Loans

Particulars	(₹ In Lakh)	
	As at 31 st March, 2022	As at 31 st March, 2021
Unsecured, considered good		
Loans to employees	21.49	16.44
Total	21.49	16.44

Note 7 - Other non current financial assets

Particulars	(₹ In Lakh)	
	As at 31 st March, 2022	As at 31 st March, 2021
Bank Deposits with more than 12 months maturity (Refer Note 7.1 Below)	5.02	-
Security Deposits	361.73	364.67
Total	366.75	364.67

7.1 Fixed Deposits with Banks having maturity more than 12 Months are held as margin money against Bank Guarantee to Pollution Control Board.

Note 8 - Deferred tax assets (net)

Particulars	(₹ In Lakh)	
	As at 31 st March, 2022	As at 31 st March, 2021
Deferred Tax Assets		
Disallowance Under the Income-tax Act, 1961	123.36	107.95
On unrealised profit on unsold inter-company inventory	12.57	12.57
Provision for Impairment	2,004.65	1,841.88
Unused Tax Assets Mat Credit Entitlement	15.98	15.98
Deferred Tax Liabilities		
Related to Property, plant and Equipments	0.01	0.01
Financial assets measured at Fair Value	97.00	61.84
Total	2,059.55	1,916.53

NOTES TO THE CONSOLIDATED FINANCIAL STATEMENTS FOR THE YEAR ENDED 31ST MARCH, 2022

8.1 Movement in Deferred Tax Assets/(Liabilities)

(₹ In Lakh)							
Particulars	Disallowance under the Income Tax Act	On unrealised profit on unsold inter-company inventory	Financial assets measured at Fair Value	Provision for Impairment	Related to Property, plant and Equipments	Unused Tax Assets MAT Credit	Total
As at 1st April, 2020 (Charged)/Credited	98.75	12.57	48.98	1,841.88	(0.01)	30.85	2,033.02
- to Profit & Loss	11.10	-	(53.81)	-	-	(14.87)	(57.58)
- to Other Comprehensive Income	(1.90)	-	(57.01)	-	-	-	(58.91)
As at 31st March, 2021 (Charged)/Credited	107.95	12.57	(61.84)	1,841.88	(0.01)	15.98	1,916.53
- to Profit & Loss	16.33	-	17.50	162.77	-	-	196.60
- to Other Comprehensive Income	(0.92)	-	(52.66)	-	-	-	(53.58)
As at 31st March, 2022	123.36	12.57	(97.00)	2,004.65	(0.01)	15.98	2,059.55

8.2 Unrecognised deferred tax assets:

a) On Deductible temporary differences -

Deferred tax assets are not recognised for certain deductible temporary differences arising on fair valuation of investments to the extent of ₹ **42,250.47 Lakh** (31st March 2021 ₹ 38,727.27 Lakh) because it is not probable that future taxable profits will be available against which these deductible temporary differences can be utilised.

b) Tax Losses

The Group has the following unused tax losses which arose on incurrance of business losses under the Income Tax Act, 1961 for which no deferred tax asset has been recognised in the Balance Sheet.

(₹ In Lakh)					
In relation to Financial Year ending	As at 31 st March, 2022	Expiry Year	As at 31st March, 2021	Expiry Year	
2015-2016	4.40	2023-2024	4.40	2023-2024	
2016-2017	2.54	2024-2025	2.54	2024-2025	
2017-2018	3.59	2025-2026	3.59	2025-2026	
2018-2019	127.17	2026-2027	127.17	2026-2027	
2019-2020	23.92	2027-2028	24.23	2027-2028	
2020-2021	304.29	2028-2029	286.30	2028-2029	
2021-2022	9.67	2029-2030	-	-	

Note 9 - Non current tax assets (net)

(₹ In Lakh)			
Particulars	As at		
	31 st March, 2022	31st March, 2021	
Income-tax	2,722.29	3,089.03	
Total	2,722.29	3,089.03	

NOTES TO THE CONSOLIDATED FINANCIAL STATEMENTS FOR THE YEAR ENDED 31ST MARCH, 2022

Note 10 - Other non current assets

(₹ In Lakh)		
Particulars	As at 31 st March, 2022	As at 31 st March, 2021
Unsecured, considered good		
Capital advances	11,312.22	11,427.22
Balance with GST/Service Tax Authorities	278.16	279.03
Prepaid Expenses	9.14	5.05
Total	11,599.52	11,711.30

10.1 Balance with GST amounting to ₹ 278.16 Lakh (Previous Year ₹ 279.03 Lakh) has no expiry as per GST Act, 2017. The same will be utilised as and when the Subsidiary Company will provide the service in future. Hence the same has been considered good for recovery.

Note 11 - Inventories

(₹ In Lakh)		
Particulars	As at 31 st March, 2022	As at 31 st March, 2021
Raw Materials		
Goods-in-Transit	-	1,549.26
Others	2,909.17	3,324.92
Work-in-Progress	16,225.49	16,094.57
Finished Goods		
Goods-in-Transit	1,269.00	1,090.96
Others	1,614.91	1,934.70
Stores and Spares		
Others	657.00	597.03
Construction Materials	1.26	1.26
Scrap	123.12	44.81
Total	22,799.95	24,637.51

11.1. For mode of valuation please refer note 1 (i)

11.2 Work in Progress includes Land of ₹ 463.91 Lakh (Previous year ₹ 467.79 Lakh) pending execution of conveyance/sale deed and possession of the land of ₹ 399.54 Lakh (Previous year ₹ 394.64 Lakh) is in dispute.

NOTES TO THE CONSOLIDATED FINANCIAL STATEMENTS FOR THE YEAR ENDED 31ST MARCH, 2022

Note 12 - Current investments

(₹ In Lakh)

Particulars	As at 31 st March, 2022			As at 31 st March, 2021		
	Quantity (No's)	Face value	Amount	Quantity (No's)	Face value	Amount
(i) Financial assets classified and measured at Fair value through other comprehensive income						
Equity Instruments						
a) Equity Shares - Quoted fully paid up						
Ansal Properties & Infrastructure Ltd.	762,609	5	101.43	762,609	5	45.76
Bombay Dyeing & Mfg.Co. Ltd.	176,000	2	173.27	176,000	2	122.94
Electrotherm (India) Ltd.	2,500	10	2.82	2,500	10	2.82
Essar Shipping Ltd.	12,512	10	0.94	12,512	10	0.97
The Indian Hotels Company Ltd.	245,419	1	581.77	215,419	1	237.61
Tata Communication Ltd.	38,700	10	475.62	38,700	10	411.38
Hemisphere Properties India Ltd.	38,700	10	44.25	38,700	10	53.50
Total equity instruments at FVOCI			<u>1,380.10</u>			<u>874.97</u>
(ii) Financial Assets carried at fair value through amortised cost						
a) Unsecured 14% Non-Convertible Denatures - Unquoted fully paid up						
Ozone Propex Pvt. Ltd.	5,400,000	100	5,400.00	5,400,000	100	5,400.00
Provision for impairment			(5,400.00)			(5,400.00)
b) 0% Redeemable optionally fully convertible Debentures - Unquoted fully paid up						
Series (A) - 0% Redeemable Optionally Fully Convertible Debentures of Sun Infrastructures Private Limited	151,000	1,000	-	151,000	1,000	-
Series (B) - 0% Redeemable Optionally Fully Convertible Debentures of Sun Infrastructures Private Limited (Partly paid up ₹586/-each)	23,500	1,000	-	23,500	1,000	-
Total instruments at amortised cost			<u>-</u>			<u>-</u>
(iii) Financial assets classified and measured as fair value through profit and loss						
a) In Non Convertible Debentures- Quoted Fully Paid-up						
10.50% JM Financial Credit Solutions Limited	-	-	-	200	1,000,000	2,151.74
9.20% Vedanta Limited NCD (Series II)	200	1,000,000	2,087.07	-	-	-
			<u>2,087.07</u>			<u>2,151.74</u>

NOTES TO THE CONSOLIDATED FINANCIAL STATEMENTS FOR THE YEAR ENDED 31ST MARCH, 2022

(₹ In Lakh)

Particulars	As at 31 st March, 2022			As at 31 st March, 2021		
	Quantity (No's)	Face value	Amount	Quantity (No's)	Face value	Amount
(b) Mutual Funds - Unquoted Fully Paid-up						
Invesco India Overnight Fund - Direct Plan Growth	10,819.128	1,000	316.28	11,956.874	1,000	337.91
ABSL Liquid Fund -Growth Direct Plan	614,727.728	100	2,627.72	-	-	-
Aditya Birla Sun Life Money Manager Fund	1,215.436	100	3.63	142,224.500	100	408.42
Aditya Birla Sun Life Liquid Fund	17,831.979	100	61.19	151,445.71	100	502.09
			<u>3,008.82</u>			<u>1,248.43</u>
Total Instrument at FVTPL			<u>5,095.89</u>			<u>3,400.17</u>
Total Current Investments			<u>6,475.99</u>			<u>4,275.14</u>
Aggregate amount of quoted investments and market value thereof			<u>3,467.17</u>			<u>3,026.72</u>
Aggregate amount of unquoted investments			<u>3,008.82</u>			<u>1,248.43</u>

Note 13 - Trade receivables

(₹ In Lakh)

Particulars	As at	As at
	31 st March, 2022	31 st March, 2021
Unsecured, considered good		
Trade Receivable considered good - Secured	-	-
Trade Receivable considered good - Unsecured	<u>6,418.05</u>	<u>6,059.01</u>
Total	<u>6,418.05</u>	<u>6,059.01</u>

Note 13.1 - Trade Receivable aging schedule

(₹ In Lakh)

Particulars	Not Due	Outstanding from due date of Payment as on 31 st March, 2022					Total
		Less than 6 months	6 months - 1 Year	1 - 2 Years	2 - 3 Years	More than 3 Years	
Undisputed Trade Receivable-considered Good	6,157.54	144.02	25.30	0.90	90.29	-	6,418.05
Total	<u>6,157.54</u>	<u>144.02</u>	<u>25.30</u>	<u>0.90</u>	<u>90.29</u>	<u>-</u>	<u>6,418.05</u>

(₹ In Lakh)

Particulars	Not Due	Outstanding from due date of Payment as on 31 st March, 2021					Total
		Less than 6 months	6 months - 1 Year	1 - 2 Years	2 - 3 Years	More than 3 Years	
Undisputed Trade Receivable-considered Good	5,723.58	184.23	1.23	149.97	-	-	6,059.01
Total	<u>5,723.58</u>	<u>184.23</u>	<u>1.23</u>	<u>149.97</u>	<u>-</u>	<u>-</u>	<u>6,059.01</u>

NOTES TO THE CONSOLIDATED FINANCIAL STATEMENTS FOR THE YEAR ENDED 31ST MARCH, 2022

Note 14 - Cash and Cash Equivalents

Particulars	(₹ In Lakh)	
	As at 31 st March, 2022	As at 31 st March, 2021
Cash and Cash Equivalents		
Balances with Banks in Current Accounts	891.46	1,159.32
Cash on Hand	-	0.53
Total	891.46	1,159.85

14.1 For the purpose of the statement of cash flows, cash and cash equivalents comprise the followings:-

Particulars	(₹ In Lakh)	
	As at 31 st March, 2022	As at 31 st March, 2021
Balances with Banks in Current Accounts	891.46	1,159.32
Cash on Hand	-	0.53
	891.46	1,159.85
Less: Working Capital Loan from Bank repayable on Demand	-	-
	891.46	1,159.85

Note 15 - Bank Balance other than Cash & Cash Equivalents

Particulars	(₹ In Lakh)	
	As at 31 st March, 2022	As at 31 st March, 2021
Other Bank Balances - Earmarked		
Unpaid Dividend Accounts	42.87	43.65
Fixed Deposits with banks	-	303.63
Total	42.87	347.28

15.1 Fixed Deposits with Bank pledged against Bank Overdraft Facility. - 303.63

Note 16 - Current financial assets - Loans

Particulars	(₹ In Lakh)	
	As at 31 st March, 2022	As at 31 st March, 2021
Others		
Inter-Corporate Deposits measured at amortised cost (Refer Note No. 16.1)	3,106.10	1,956.10
Interest Receivable (Refer Note No. 16.1)	2,523.96	3,540.87
Loans to Employees	8.72	-
Credit Impaired		
Inter-Corporate Deposits to Others	24.38	24.38
Interest Receivable	24.23	24.23
Less : Provision for Credit impaired	(48.61)	(48.61)
Total	5,638.78	5,496.97

16.1 (i) Interest receivable of ₹2,147.12 Lakh (Previous Year ₹ 2,147.12 Lakh) given by one of the Subsidiary Company on inter corporate deposits are overdue from parties as the party has already paid Inter

NOTES TO THE CONSOLIDATED FINANCIAL STATEMENTS FOR THE YEAR ENDED 31ST MARCH, 2022

corporate deposits in earlier year pursuant to court order. The Subsidiary Company is pursuing recovery through a suit filed against the parties in the Hon'ble Bombay High Court. In view of the value of the assets of the parties and commitment from the Promoter of those parties, the Subsidiary Company is of the view that the entire outstanding amount is recoverable and no provision for doubtful advance is necessary.

- 16.1 (ii) Inter-corporate deposits of ₹1106.10 Lakh (Previous Year ₹ Nil) given by one of the Subsidiary Company is overdue from a party for substantial period of time and the Subsidiary Company has initiated legal proceedings against the party. In view of the value of the assets of the party, the Subsidiary Company is of the view that the entire outstanding amount is recoverable and no provision for doubtful advance is necessary.
- 16.2 During the year ended , the Subsidiary company has entered into an amended agreement with one of the above parties in respect of overdue Inter- Corporate Deposits of ₹ 800.00 Lakhs and Interest due thereon of ₹ 1,319.77 Lakhs outstanding as on 31st March 2021. As per the agreement party has agreed to pay the said outstanding amount in full on or before 31st March 2022 as per the agreed instalments and has also requested to waiver of further interest after 31st March 2021. Outstanding Inter- Corporate Deposits of ₹ 800.00 Lakhs and Interest due thereon of ₹ 319.77 Lakhs as at 31st March 2022 since has been paid.
- 16.3 The loans of ₹ 5.30 Lakh were granted by the Subsidiary Company for the purpose of business and working capital needs of the recipient of the loan.

Note 17 - Other current financial assets

Particulars	(₹ In Lakh)	
	As at 31 st March, 2022	As at 31 st March, 2021
Unsecured, considered good		
Advances to related parties (Refer Note No. 46)	460.96	625.09
Other Advances	231.53	521.07
Considered and doubtful		
Interest accrued on investments	1,456.06	1,456.06
Less : Provision for impairment	(1,456.06)	(1,456.06)
Total	692.49	1,146.16

- 17.1 Other Advances mainly includes Claims & Discount receivables from various parties, rental and other receivable etc.

Note 18 - Other current assets

Particulars	(₹ In Lakh)	
	As at 31 st March, 2022	As at 31 st March, 2021
Unsecured, considered good		
Export Incentive Receivable	15.64	139.73
Advance Towards Purchase of Land / Development Rights (Refer Note 18.2)	3,263.73	3,915.78
Balance with Government Authorities	236.56	505.38
Other Advances (Refer Note 18.1)	1,041.47	1,201.60
Considered and doubtful		
Advance Towards Purchase of Land / Development Rights	7,331.64	8,318.35
Less: Provision for Doubtful Advances	(7,331.64)	(8,318.35)
Total	4,557.40	5,762.49

- 18.1 Other Advances mainly includes Advance to Suppliers, VAT Receivables, Export Incentive Licence Income Tax refund receivable and GST receivables etc.

- 18.2 Advances towards Purchase of Land / Development Rights aggregating to ₹ 821.20 Lakh (Previous year ₹ 1,249.33 Lakh) which are subject to confirmation. The management is of the view that the above mentioned amounts are fully recoverable and hence no provisions for doubtful advances is necessary.

NOTES TO THE CONSOLIDATED FINANCIAL STATEMENTS FOR THE YEAR ENDED 31ST MARCH, 2022

Note 19 - Assets held for sale

Particulars	(₹ In Lakh)	
	As at 31 st March, 2022	As at 31 st March, 2021
Building	5.77	5.77
Plant & Equipment	384.33	1,025.20
Investment Properties	149.05	125.63
Total	539.15	1,156.60

19.1 The Company has decided to sell and / or discard above mentioned assets and accordingly, these assets are classified as assets held for sale and are carried at estimated net realisable value as determined by the management. The expected sales within 12 months.

Note 20 (a) - Equity share capital

Particulars	(₹ In Lakh)	
	As at 31 st March, 2022	As at 31 st March, 2021
Authorised:		
45,00,00,000 Equity Shares of ₹ 1 each (45,00,00,000 Equity Shares of ₹1 each as at 31 st March, 2021)	4,500.00	4,500.00
1,50,00,000 1% Non-Cumulative, Non-Participating Redeemable Preference Shares (1,50,00,000 1% Non-Cumulative, Non-Participating Redeemable Preference Shares of ₹1 each as at 31 st March, 2021)	150.00	150.00
3,50,00,000 Unclassified Shares of ₹ 1 each (3,50,00,000 Unclassified Shares of ₹1 each as at 31 st March, 2021)	350.00	350.00
TOTAL	5,000.00	5,000.00
Issued and Subscribed:		
17,84,94,010 Equity Shares of ₹ 1 each (17,84,94,010 Equity Shares of ₹1 each as at 31 st March, 2021)	1784.94	1784.94
TOTAL	1784.94	1784.94
Paid-Up:		
17,84,49,410 Equity Shares of ₹ 1 each fully paid up (17,84,49,410 Equity Shares of ₹1 each as at 31 st March, 2021)	1,784.49	1784.49
Add: Forfeited Shares (Amount originally paid on 4,460 (4,460) shares of ₹ 10 each)	0.22	0.22
Total	1,784.71	1,784.71

20 (a).1 Reconciliation of number of Equity Shares outstanding at the beginning and at the end of the year:

Particulars	2021-22		2020-21	
	(In Nos.)	(₹ In Lakh)	(In Nos.)	(₹ In Lakh)
Shares outstanding at the beginning of the year	17,84,49,410	1,784.49	17,84,49,410	1,784.49
Shares outstanding at the end of the year	17,84,49,410	1,784.49	17,84,49,410	1,784.49

20 (a).2 The terms / rights attached to the Equity Shares:

The holder of equity shares of ₹ 1 each is entitled to one vote per share. The equity shareholders are entitled to dividend only if dividend in a particular financial year is recommended by the Board of Directors and approved by the members at the annual general meeting of that year. In the event of liquidation of the Company, the holders of equity shares will be entitled to receive any of the remaining assets of the Company, after distribution of all preferential amounts. The distribution will be in proportion to the number of equity shares held by share holders.

NOTES TO THE CONSOLIDATED FINANCIAL STATEMENTS FOR THE YEAR ENDED 31ST MARCH, 2022

20 (a).3 Details of shares in the Company held by each shareholder holding more than 5% shares:

Name of Shareholder	As at 31 st March, 2022		As at 31 st March, 2021	
	Number of Shares held	% of Holding	Number of Shares held	% of Holding
Equity Shares:				
Harsh Jain	2,32,53,153	13.03	2,32,53,153	13.03
Ankit Jain	2,17,20,813	12.17	2,17,20,813	12.17
Ruchi Jain Hanasoge	2,12,73,120	11.92	2,12,73,120	11.92
Gaurav Jain	1,82,13,394	10.20	1,82,13,394	10.20
Sushma Jain	1,61,30,740	9.04	1,61,30,740	9.04
NK Trust	1,05,27,100	5.90	1,05,27,100	5.90

20 (a).4 Forfeited shares (Amount originally paid up):

Particulars	₹ In Lakh)	
	As at 31 st March, 2022	As at 31 st March, 2021
44,600 (Previous Year 44,600 as at 31 st March, 2020) Equity Shares of ₹1 each (Originally 4,460 Equity Shares of ₹10/- each)	0.22	0.22

20 (a).5 Details of shares held by promoters in the Company:

Name of Shareholder	As at 31 st March, 2022		As at 31 st March, 2021	
	Number of Shares held	% of Holding	Number of Shares held	% of Holding
Satyapal Jaikumar Jain	100	0.00	100	0.00
Anand Jain	3,610,240	2.02	3,610,240	2.02
Virendra Jain	100	0.00	100	0.00
Laxmi Jain	100	0.00	100	0.00
Sushma Jain	16,130,740	9.04	16,130,740	9.04
Rina Jain	100	0.00	100	0.00
Gaurav Jain	18,213,394	10.21	18,213,394	10.21
Harsh Jain	23,253,153	13.03	23,253,153	13.03
Ankit Jain	21,720,813	12.17	21,720,813	12.17
Ruchi Jain Hanasoge	21,273,120	11.92	21,273,120	11.92
Hide N Chic Furniture Pvt. Ltd.	200,000	0.11	200,000	0.11
Kasturi Trading Co. Pvt. Ltd.	200,000	0.11	200,000	0.11
Pet Fibres Ltd.	200,000	0.11	200,000	0.11
Richmond Traders Pvt. Ltd.	200,000	0.11	200,000	0.11
Ridhi Synthetics Ltd.	100,000	0.06	100,000	0.06
Somerset Trading Pvt. Ltd.	200,000	0.11	200,000	0.11
Sparsh Trading Pvt.	200,000	0.11	200,000	0.11
Ljnk Trust	6,671,823	3.74	6,671,823	3.74
Mega Trust	7,581,617	4.25	7,581,617	4.25
Nk Trust	10,527,100	5.90	10,527,100	5.90

NOTES TO THE CONSOLIDATED FINANCIAL STATEMENTS FOR THE YEAR ENDED 31ST MARCH, 2022

Note 20 (b) - Other equity

Particulars	(₹ In Lakh)	
	As at 31 st March, 2022	As at 31 st March, 2021
Foreign Exchange Translation Reserve		
Opening balance	3,570.89	3,898.04
Transaction during the year	175.28	(327.15)
Closing balance	<u>3,746.17</u>	<u>3,570.89</u>

Nature and Purpose - The exchange differences arising on translation of foreign operations are recognised in other comprehensive income and accumulated in a separate reserve within equity. The same is cumulatively reclassified to profit or loss when the Foreign operation is disposed off.

Particulars	(₹ In Lakh)	
	As at 31 st March, 2022	As at 31 st March, 2021
Capital reserve		
Opening balance	92.17	92.17
Transaction during the year	-	-
Closing balance	<u>92.17</u>	<u>92.17</u>

Nature and Purpose - The Reserve was created in pursuant to scheme for the merger of Comet Steels Ltd and Sipta Coated Steels Ltd with Jai Corp Ltd. The reserve will be utilized in the compliance with the provisions of the Company's Act, 2013.

Particulars	(₹ In Lakh)	
	As at 31 st March, 2022	As at 31 st March, 2021
Capital reserve on consolidation		
Opening balance	349.95	349.95
Transaction during the year -	-	-
Closing balance	<u>349.95</u>	<u>349.95</u>

Nature and Purpose - Capital reserve on consolidation represents excess of fair value of net assets over the purchase consideration paid to the acquiree.

Particulars	(₹ In Lakh)	
	As at 31 st March, 2022	As at 31 st March, 2021
Capital redemption reserve		
Opening balance	144.72	136.02
Transaction during the year -		
Transfer from General Reserve on account of redemption of preference shares	5.28	8.70
Closing balance	<u>150.00</u>	<u>144.72</u>

Nature and Purpose - The reserve was created upon the redemption of preference shares and will be utilised with the compliance of the provisions of the Company's Act, 2013.

NOTES TO THE CONSOLIDATED FINANCIAL STATEMENTS FOR THE YEAR ENDED 31ST MARCH, 2022

Particulars	(₹ In Lakh)	
	As at 31 st March, 2022	As at 31 st March, 2021
Securities premium reserve		
Opening balance	43,348.95	43,348.95
Transaction during the year	-	-
Closing balance	43,348.95	43,348.95

Nature and Purpose - Securities premium was created when shares are issued at premium. The reserve will be utilised in accordance with the provisions of the Companies Act, 2013.

Particulars	(₹ In Lakh)	
	As at 31 st March, 2022	As at 31 st March, 2021
General reserve		
Opening balance	27,317.70	27,326.40
Transaction during the year -		
Transfer to capital redemption reserve	(5.28)	(8.70)
Closing balance	27,312.42	27,317.70

Nature and Purpose - General Reserve is created from time to time by way of transfer of profits from retained earnings for appropriation purpose. This reserve is a distributable reserve.

Particulars	(₹ In Lakh)	
	As at 31 st March, 2022	As at 31 st March, 2021
Retained earnings		
Opening balance	42,285.21	33,267.39
Transaction during the year -		
Net Profit for the year	5,257.34	9,258.71
Dividends Paid	(240.85)	(240.89)
Closing balance	47,301.70	42,285.21

Nature and Purpose - Retained earnings represents the accumulated profits / losses made by the Group over the years.

Particulars	(₹ In Lakh)	
	As at 31 st March, 2022	As at 31 st March, 2021
Remeasurements of defined benefit plans		
Opening balance	228.47	169.65
Transaction during the year -		
Actuarial gains	43.62	78.85
Deferred tax	(11.06)	(20.03)
Closing balance	261.03	228.47

Nature and purpose - Other comprehensive income also comprises of re-measurements of defined benefit obligations.

NOTES TO THE CONSOLIDATED FINANCIAL STATEMENTS FOR THE YEAR ENDED 31ST MARCH, 2022

Particulars	(₹ In Lakh)	
	As at 31 st March, 2022	As at 31 st March, 2021
FVOCI - Equity instruments		
Opening balance	(3,421.12)	(3,837.29)
Transaction during the year -		
Fair value gains and losses on restatement to fair value on reporting date	614.21	477.00
Deferred tax	(67.96)	(67.57)
Share of Other comprehensive income of Associates	21.08	6.75
Closing balance	<u>(2,853.79)</u>	<u>(3,421.12)</u>

Nature and Purpose - The Group has elected to recognise changes in the fair value of certain investments in equity instruments in other comprehensive income.

Particulars	(₹ In Lakh)	
	As at 31 st March, 2022	As at 31 st March, 2021
Equity component of preference shares issued		
Opening balance	23,772.68	24,648.94
Transaction during the year -		
Term Extension of Preference Shares	319.44	-
Deferred tax on above	(79.77)	-
Early Redemption of Preference Shares	(440.68)	(876.26)
Closing balance	<u>23,571.66</u>	<u>23,772.68</u>

Nature and purpose - The difference between the fair value of preference shares on the date of issue / modification and the transaction price is recognised as a deemed equity component by the promoters.

Estimation of fair value - For computation of the below fair value benefit, the company has estimated the fair value of the financial liability on the date of issue / modification by considering comparable market interest rates adjusted to the facts and circumstances relevant to the company.

Total other equity as at 31st March 2022	(₹ In Lakh)
31-Mar-21	137,689.62
31-Mar-22	143,280.27

Note 21 - Non - current financial liabilities

Particulars	(₹ In Lakh)	
	As at 31 st March, 2022	As at 31 st March, 2021
Borrowings other than from banks		
Unsecured		
1% Non-Cumulative, Non-Participating Redeemable Preference Shares (refer note 21.1 below)	-	-
Total	<u>-</u>	<u>-</u>

21.1 The terms / rights attached to the Preference Shares:

On 27th November, 2007 1,50,00,000 1% Non - cumulative, Non - Participating Redeemable Preference Shares of ₹1 each fully paid-up were allotted. Subsequently 1,48,32,000 shares have been redeemed in various tranches and the balance 1,68,000 are redeemable at a premium of 6 % p.a. from the date of allotment over and above the total issue price of ₹ 1,000/- per share which were rolled over for a further period of two years with effect from 26th November, 2021 as approved by share holders at their meeting held on 22nd November, 2021 these Preference shares are to be redeemable on 25th November, 2023. The

NOTES TO THE CONSOLIDATED FINANCIAL STATEMENTS FOR THE YEAR ENDED 31ST MARCH, 2022

Preference Shareholders have a preferential right to dividend of 1% per annum, carry a preferential right for repayment of capital in priority to the equity shares, on liquidation of the Company or repayment of capital. However, the preference shares carry no further or other right to participate either in the profits or assets of the Company and have no voting rights.

21.2 Details of shares in the Company held by each shareholder holding more than 5% shares:

Name of Shareholder	As at 31 st March, 2022		As at 31 st March, 2021	
	Number of Shares held	% of Holding	Number of Shares held	% of Holding
Preference Shares:				
Harsh Jain	-	-	41,000	7.77
Ankit Jain	-	-	176,000	33.33
LJNK Trust	-	-	93,120	17.64
Neha Bagaria	-	-	135,000	25.57
Mega Trust	-	-	53,800	10.19

21.3 Reconciliation of number of Preference Shares outstanding at the beginning and at the end of the year:

Particulars	2021-22		2020-21	
	(In Nos.)	(₹ In Lakh)*	(In Nos.)	(₹ In Lakh)*
Shares outstanding at the beginning of the year	528,000	5.28	1,398,000	13.98
Less: Shares redeemed during the year	528,000	5.28	870,000	8.70
Shares outstanding at the end of the year	-	-	528,000	5.28

* Preference shares value shown above is valued at its Face Value.

Note 22 - Other Non-current financial liabilities

Particulars	(₹ In Lakh)	
	As at 31 st March, 2022	As at 31 st March, 2021
Security Deposits	17.80	26.05
Total	17.80	26.05

Note 23 - Non - current Provisions

Particulars	(₹ In Lakh)	
	As at 31 st March, 2022	As at 31 st March, 2021
Gratuity (unfunded) (Refer Note 49)	91.00	106.55
Total	91.00	106.55

NOTES TO THE CONSOLIDATED FINANCIAL STATEMENTS FOR THE YEAR ENDED 31ST MARCH, 2022

Note 24 - Deferred tax liabilities

Particulars	(₹ In Lakh)	
	As at 31 st March, 2022	As at 31 st March, 2021
Deferred tax liabilities		
Related to Property, plant and Equipments	1,654.14	1,658.38
Related to redeemable preference share liability	-	81.18
Financial assets measured at Fair Value	74.80	43.01
Deferred tax assets		
Unused Tax Assets Mat Credit Entitlement	18.31	16.21
Disallowance Under the Income-tax Act, 1961	22.82	28.07
Net deferred tax liability	<u>1,687.81</u>	<u>1,738.29</u>

24.1 Movement in Deferred Tax Liabilities/(Assets)

Particulars	(₹ In Lakh)					
	Related to Property, plant and Equipments	Related to redeemable preference share liability	Financial assets measured at Fair Value	Disallowance Under the Income-tax Act, 1961	Unused Tax Assets MAT Credit	Total
As at 1st April, 2020	1,597.52	502.15	36.75	(30.05)	-	2,106.37
Charged/(Credited)						
- to Profit & Loss	60.86	(420.97)	(4.30)	(16.15)	(16.21)	(396.75)
- to Other Comprehensive Income	-	-	10.56	18.12	-	28.68
As at 31st March, 2021	<u>1,658.38</u>	<u>81.18</u>	<u>43.01</u>	<u>(28.07)</u>	<u>(16.21)</u>	<u>1,738.29</u>
Charged/(Credited)						
- to Profit & Loss	(4.24)	(81.18)	16.48	(4.90)	(2.10)	(75.94)
- to Other Comprehensive Income	-	-	15.31	10.15	-	25.46
As at 31st March, 2022	<u>1,654.14</u>	<u>-</u>	<u>74.80</u>	<u>(22.82)</u>	<u>(18.31)</u>	<u>1,687.81</u>

Note 25 - Other non current liabilities

Particulars	(₹ In Lakh)	
	As at 31 st March, 2022	As at 31 st March, 2021
Advance rent	3.32	2.98
Total	<u>3.32</u>	<u>2.98</u>

Note 26 - Current financial liabilities - Borrowings

Particulars	(₹ In Lakh)	
	As at 31 st March, 2022	As at 31 st March, 2021
Unsecured Loans		
Current Maturities of Non-current Borrowings (Refer Note No. 21.1 above)	-	9,186.94
Total	<u>-</u>	<u>9,186.94</u>

NOTES TO THE CONSOLIDATED FINANCIAL STATEMENTS FOR THE YEAR ENDED 31ST MARCH, 2022

Note 27 - Trade payables

Particulars	(₹ In Lakh)	
	As at 31 st March, 2022	As at 31 st March, 2021
Micro, Small and Medium Enterprises	-	18.08
Others	722.01	446.95
Total	722.01	465.03

27.1 Micro, Small and Medium Enterprises under the Micro, Small and Medium Enterprises Development Act, 2006 (MSMED 2006) have been determined based on the information as available with the Company and the details of amount outstanding due to them are as given below:

Particulars	(₹ In Lakh)	
	As at 31 st March, 2022	As at 31 st March, 2021
a) Principal amount and Interest due thereon remaining unpaid to any supplier at the end of each accounting year.	-	18.08
b) the amount of interest paid by the buyer in terms of section 16 of the MSMED 2006, along with the amount of the payment made to the supplier beyond the appointed day during each accounting year.	-	-
c) the amount of interest due and payable for the period of delay in making payment (which has been paid but beyond the appointed day during the year) but without adding the interest specified under MSMED 2006.	-	-
d) the amount of Interest accrued and remaining unpaid at the end of each accounting year; and	-	-
e) the amount of further interest remaining due and payable even in the succeeding years, until such date when the interest dues above are actually paid to small enterprise, for the purpose of disallowance of a deductible expenditure under section 23 of MSMED 2006.	-	-
f) Further interest remaining due and payable in the succeeding years.	-	-

Note 27.2 - Trade Payable aging schedule

Particulars	Not Due	(₹ In Lakh)				
		Outstanding from due date of Payment as on 31 st March, 2022				
		Less than 1 Year	1 - 2 Years	2 - 3 Years	More than 3 Years	Total
Micro, Small and Medium Enterprises	-	-	-	-	-	-
Others	195.42	507.78	0.08	0.20	18.53	722.01
Total	195.42	507.78	0.08	0.20	18.53	722.01

Particulars	Not Due	(₹ In Lakh)				
		Outstanding from due date of Payment as on 31 st March, 2021				
		Less than 1 Year	1 - 2 Years	2 - 3 Years	More than 3 Years	Total
Micro, Small and Medium Enterprises	18.08	-	-	-	-	18.08
Others	384.46	7.83	34.99	0.07	19.6	446.95
Total	402.54	7.83	34.99	0.07	19.60	465.03

NOTES TO THE CONSOLIDATED FINANCIAL STATEMENTS FOR THE YEAR ENDED 31ST MARCH, 2022

Note 28 - Other current financial liabilities

Particulars	(₹ In Lakh)	
	As at 31 st March, 2022	As at 31 st March, 2021
Unpaid Dividends	42.87	43.65
Unclaimed for Scheme of Arrangement	38.76	38.76
Creditors for Capital Expenditure	3.59	24.94
Other Payables		
Others	1,196.92	1,214.67
Total	1,282.14	1,322.02

28.1 Unclaimed Dividends does not include amount, due and outstanding, to be credited to Investor Education and Protection Fund.

28.2 Others Includes Security Deposits and Liability for expenses etc.

Note 29 - Other current liabilities

Particulars	(₹ In Lakh)	
	As at 31 st March, 2022	As at 31 st March, 2021
Advances from Customers	569.32	78.08
Statutory Dues	325.21	127.17
Others (Refer Note 29.1 below)	138.63	128.52
Total	1,033.16	333.77

29.1 others includes advance rent etc.

Note 30 - Current provisions

Particulars	(₹ In Lakh)	
	As at 31 st March, 2022	As at 31 st March, 2021
Provision for employee benefits		
Gratuity (Refer Note 49)	68.17	52.06
Leave Encashment	374.95	340.97
Total	443.12	393.03

Note 31 - Current tax liabilities

Particulars	(₹ In Lakh)	
	As at 31 st March, 2022	As at 31 st March, 2021
Provisions for Income Tax (Net)	1.68	1.79
Total	1.68	1.79

NOTES TO THE CONSOLIDATED FINANCIAL STATEMENTS FOR THE YEAR ENDED 31ST MARCH, 2022

Note 32 - Revenue from operations

Particulars	(₹ In Lakh)	
	For the year ended 31 st March, 2022	For the year ended 31 st March, 2021
Sale of Products	71,665.29	46,118.23
Traded Goods	217.27	107.74
Sale of Services	91.97	924.77
Compensation received from supplier	34.18	-
Other Operating Revenue	0.29	0.07
Total	72,009.00	47,150.81

32.1 The Subsidiary Company is not charging the management fees @1% per annum w.e.f. 1st July 2014 from Urban Infrastructure Venture Capital Fund (“UIVCF”) and accordingly no revenue in respect of Investment Management Fees have been recognised in the books of account of the subsidiary company from that date.

32.2 During the year, The Subsidiary Company has not recognized income in respect of advisory fees from Urban Infrastructure Capital Advisors (UICAM), Mauritius, Investment manager of Urban Infrastructure Real Estate Fund, Mauritius (UIREF) due to change in terms of advisory fees w. e. f. 1st October, 2019. As per the revised term, the Company will be entitled to fee only if the UICAM and/or UIREF, on the basis of recommendation of the Company, divests and receives cumulative proceeds of at least USD 10 million in Mauritius. Accordingly, the subsidiary company is not eligible for the advisory fees as on 31st March, 2022 based on revised terms, hence no advisory fees has been recognized for the period from 1st October, 2019 to 31st March, 2022.

32.3 Revenue disaggregation based on Geography

Particulars	(₹ In Lakh)	
	For the year ended 31 st March, 2022	For the year ended 31 st March, 2021
Domestic	61,934.13	41,400.67
Exports	10,074.87	5,750.14
Revenue From Operations	72,009.00	47,150.81

32.4 Revenue by business segments:

Particulars	(₹ In Lakh)	
	For the year ended 31 st March, 2022	For the year ended 31 st March, 2021
Plastic Processing	64,468.81	46,055.34
Steel	7,145.14	839.04
Real Estate	395.05	256.43
Revenue From Operations	72,009.00	47,150.81

32.5 Reconciliation of Revenue from Operation with contract price:

Particulars	(₹ In Lakh)	
	For the year ended 31 st March, 2022	For the year ended 31 st March, 2021
Contract Price	72,283.31	47,550.28
Reduction towards variables considerations components	(274.31)	(399.47)
	72,009.00	47,150.81

NOTES TO THE CONSOLIDATED FINANCIAL STATEMENTS FOR THE YEAR ENDED 31ST MARCH, 2022

Note 33 - Other income

(₹ In Lakh)		
Particulars	For the year ended 31 st March, 2022	For the year ended 31 st March, 2021
Interest Income from Financial Assets measured at amortised cost		
From Inter-Corporate Deposits	48.69	292.19
From Fixed Deposits	4.69	20.25
From Customers	-	20.37
From Others	173.12	391.34
Interest Income from financial assets measured at fair value through profit or loss		
From Non-Convertible Debentures	395.15	208.85
From Bonds	-	217.42
Dividend Income		
From Non-current investments	0.06	-
From Current investments	6.28	0.70
Dividend Income from Equity Investments designated at FVOCI	-	2.98
Profit on Sale of Investments (Net)		
From Non-current investments	-	0.69
From Current Investments	89.67	196.77
Rent Income	764.38	791.82
Profit on Sale of Plant, Property and Equipments (Net)	156.95	8,572.57
Net Gain on Foreign Currency Transactions and Translation	12.27	-
Export Incentive	2.11	139.52
Sundry Balances Written Back (Net)	26.62	-
Miscellaneous Income	88.96	28.12
Fair value changes (net) on financial assets classified as fair value through profit and loss - net income	118.43	-
Total	1,887.25	10,883.59

Note 34 - Cost of materials consumed

(₹ In Lakh)		
Particulars	For the year ended 31 st March, 2022	For the year ended 31 st March, 2021
Opening Stock of Raw Material	4,857.96	1,421.56
Less: Cost of Raw Material Sold	187.26	70.53
Add: Purchases	51,450.73	35,630.55
	56,121.43	36,981.58
Less: Closing Stock of Raw Material	2,900.69	4,857.96
Cost of Raw Materials Consumed	53,220.74	32,123.62

NOTES TO THE CONSOLIDATED FINANCIAL STATEMENTS FOR THE YEAR ENDED 31ST MARCH, 2022

Note 35 - Changes in Inventories of Finished Goods, Work-in-progress and Stock-in-Trade

(₹ In Lakh)		
Particulars	For the year ended 31 st March, 2022	For the year ended 31 st March, 2021
At the end of the Year		
Finished Goods	2,859.84	2,899.93
Work-in-Progress	16,223.65	16,089.17
Scrap	123.12	43.10
	19,206.61	19,032.20
At the beginning of the Year		
Finished Goods	2,899.93	1,639.56
Work-in-Progress	16,087.33	15,835.90
Scrap	43.10	42.05
	19,030.36	17,517.51
Changes in Inventories	(176.25)	(1,514.69)

Note 36 - Employee benefits expense

(₹ In Lakh)		
Particulars	For the year ended 31 st March, 2022	For the year ended 31 st March, 2021
Salaries, Wages and Perquisites	5,061.95	4,762.61
Contribution to Provident, Gratuity and Other Funds	293.12	291.39
Staff Welfare Expenses	53.07	61.09
Gratuity (Unfunded)	13.45	13.36
Total	5,421.59	5,128.45

Note 37 - Finance costs

(₹ In Lakh)		
Particulars	For the year ended 31 st March, 2022	For the year ended 31 st March, 2021
Interest on Others	2.57	134.19
Interest expense on redeemable preference shares measured at amortized cost	334.99	1,431.26
Total	337.56	1,565.45

Note 38 - Other expenses

(₹ In Lakh)		
Particulars	For the year ended 31 st March, 2022	For the year ended 31 st March, 2021
Construction and Land Development Cost		
Registration & Stamp Duty Charges	45.10	7.65
Cost of Material Consumed	-	25.26
Security Charges	0.27	1.10
Manufacturing Expenses		
Stores, Spare parts and Packing Materials Consumed	1,534.03	1,170.95
Power and Fuel	2,336.01	2,293.99
Job Work Charges	23.28	80.94

NOTES TO THE CONSOLIDATED FINANCIAL STATEMENTS FOR THE YEAR ENDED 31ST MARCH, 2022

Particulars	(₹ In Lakh)	
	For the year ended 31 st March, 2022	For the year ended 31 st March, 2021
Repairs to Machinery	171.13	63.76
Repairs to Buildings	162.63	254.20
Selling and Distribution Expenses		
Advertisement, Publicity and Sales Promotion Expenses	23.11	8.67
Brokerage and Commission	452.44	283.07
Freight Outward, Handling charges and Octroi (Net)	848.88	574.70
Payment to Auditors (Refer Note No. 38.2 below)	41.88	38.84
Administrative and General Expenses		
Rent	205.85	208.92
Rates and Taxes	84.46	53.24
Repairs & Maintenance - Others	11.72	27.19
Insurance	130.55	130.35
Legal, Professional and Consultancy Charges	552.61	369.60
Travelling and Conveyance	64.91	45.78
Directors' Sitting Fees	10.67	8.51
Donations	51.50	50.00
Bank Charges	15.30	7.01
Loss on Sale of Export License	16.10	-
Bad Debts	-	153.71
Sundry Balances Written Off (Net)	652.53	2.65
Net Loss on Foreign Currency Transactions and Translation	-	1.92
Corporate Social Responsibilities Expenditure	102.23	120.46
Fair value changes (net) on financial assets classified as fair value through profit and loss - net expense	-	6.17
Miscellaneous Expenses	316.26	501.35
Total	7,853.45	6,489.99

38.1 During the previous year, in one of the Subsidiary Company, The Hon'ble Supreme Court of India, vide its order dated 30th January, 2020 had directed the Respondents (Subsidiary Company) to forward the bill of cost to the Petitioners and accordingly amount received by the subsidiary company of ₹ Nil (Previous Year ₹ 97.93) Lakh has been adjusted against current year expenses.

38.2 Payment to Auditors

Particulars	(₹ In Lakh)	
	For the year ended 31 st March, 2022	For the year ended 31 st March, 2021
Audit Fees	34.34	32.70
Certification Charges	7.24	6.06
Reimbursement of Expenses	0.30	0.08
Total	41.88	38.84

38.3 Notes related to Corporate Social Responsibility expenditure

- CSR amount required to be spent as per Section 135 of the Companies Act, 2013 read with Schedule VII thereof by the Parent company during the year is ₹ **101.24 Lakh (Previous Year ₹ 110.02 Lakh)**.
- Expenditure by the Parent company related to Corporate Social Responsibility is ₹ **102.23 Lakh (Previous Year ₹ 120.46 Lakh)**.

NOTES TO THE CONSOLIDATED FINANCIAL STATEMENTS FOR THE YEAR ENDED 31ST MARCH, 2022

Particulars	(₹ In Lakh)	
	2021-22	2020-21
Education	69.65	54.61
Safe Drinking Water	1.74	27.26
Health	14.12	16.36
Others	16.72	22.23
Total	102.23	120.46

Note 39 - Tax expense

Particulars	(₹ In Lakh)	
	For the year ended 31 st March, 2022	For the year ended 31 st March, 2021
Current tax expense		
Current tax for the year		
- Continuing Operations	1,698.41	3,433.94
- Discontinuing Operations	(7.77)	(48.26)
Income tax of earlier year	0.19	721.03
	1,690.83	4,106.71
Deferred taxes		
Change in deferred tax liabilities		
- Continuing Operations	(392.38)	(410.31)
- Discontinuing Operations	40.09	71.10
	(352.29)	(339.21)
Total	1,338.54	3,767.50

Note 39.1 - Tax reconciliation (for profit and loss)

Particulars	(₹ In Lakh)	
	For the year ended 31 st March, 2022	For the year ended 31 st March, 2021
Profit before income tax expense from Continuing and Discontinuing Operation and share in profit of associates	5,848.33	13,031.18
Income Tax	1,397.94	3,212.87
Realted to Property, Plant and Equipment	11.91	(344.45)
Expenses not allowed	82.91	58.07
Fair Valuation of Financial Assets and liabilities(including impairments)	(368.74)	42.33
Income tax of earlier year	2.58	721.03
Tax losses for which no deffered tax recognised	204.86	78.17
Others	7.08	(0.51)
Income tax expense	1,338.54	3,767.50

NOTES TO THE CONSOLIDATED FINANCIAL STATEMENTS FOR THE YEAR ENDED 31ST MARCH, 2022

Note 40 - Other comprehensive income (items which will not be reclassified to profit and loss)

(₹ In Lakh)		
Particulars	For the year ended 31 st March, 2022	For the year ended 31 st March, 2021
(i) Items that will not be reclassified to profit or loss		
Actuarial gains on defined benefit obligations	43.62	78.85
Deferred tax impact on the above	(11.06)	(20.03)
Fair value changes (net) on financial assets classified as fair value through other comprehensive income	614.21	477.00
Deferred tax impact on financial assets classified as fair value through other comprehensive income	(67.96)	(67.57)
Share of Other comprehensive income of Associates	21.08	6.75
Total	599.89	475.00

Note 41 - Other comprehensive income (items which will be reclassified to profit and loss)

(₹ In Lakh)		
Particulars	For the year ended 31 st March, 2022	For the year ended 31 st March, 2021
Foreign currency translation reserve	175.28	(327.15)
Total	175.28	(327.15)

Note 42 - Earnings Per Equity Share

(₹ In Lakh)		
Particulars	For the year ended 31 st March, 2022	For the year ended 31 st March, 2021
Net Profit after tax for the year from Continuing Operation	5,158.28	8,988.58
Net Profit after tax for the year from Discontinuing Operation	99.06	270.13
Profit attributable to equity share holders (₹ in Lacs)	5,257.34	9,258.71
Weighted Average Number of equity shares outstanding during the year	178,449,410	178,449,410
Basic and Diluted Earnings Per Share from Continuing Operation (₹)	2.89	5.05
Basic and Diluted Earnings Per Share from Discontinuing Operation (₹)	0.06	0.15
Basic and Diluted Earnings Per Share from Continuing and Discontinuing Operation (₹)	2.95	5.20
Face Value per Share (₹)		

NOTES TO THE CONSOLIDATED FINANCIAL STATEMENTS FOR THE YEAR ENDED 31ST MARCH, 2022

Note 43 - Fair value measurements

Financial instruments by category:

(₹ In Lakh)

Particulars	As at 31 st March, 2022			As at 31 st March, 2021		
	FVOCI	FVTPL	Amortised cost	FVOCI	FVTPL	Amortised cost
Financial assets (other than investment in associates)						
Non current assets						
Investments in Unquoted Equity Shares (including assets held for sale)	27,532.77	-	-	27,521.84	-	-
Investments in Quoted Equity Shares	340.54	-	-	193.37	-	-
Investments in units	-	772.34	-	-	884.84	-
Investment in Debentures	159.56	1,340.04	-	163.45	2,076.06	-
Non-current loans	-	-	21.49	-	-	16.44
Other non-current financial assets	-	-	366.75	-	-	364.67
Current assets						
Investments in Quoted Equity Shares	1,380.10	-	-	874.97	-	-
Investment in Debentures	-	2,087.07	-	-	2,151.74	-
Investment in mutual funds	-	3,008.82	-	-	1,248.43	-
Trade receivables	-	-	6,418.05	-	-	6,059.01
Cash & Cash Equivalents	-	-	891.46	-	-	1,159.85
Bank Balances other than cash and cash equivalents	-	-	42.87	-	-	347.28
Current loans	-	-	5,638.78	-	-	5,496.97
Other current financial assets	-	-	692.49	-	-	1,146.16
Total financial assets	29,412.97	7,208.27	14,071.89	28,753.64	6,361.07	14,590.38
Financial liabilities						
Non-current liabilities						
Other Non-current financial liabilities	-	-	17.80	-	-	26.05
Current liabilities						
Current borrowings	-	-	-	-	-	9,186.94
Trade payables	-	-	722.01	-	-	465.03
Other financial liabilities	-	-	1,282.14	-	-	1,322.02
Total financial liabilities	-	-	2,021.95	-	-	11,000.04

Fair value hierarchy

The fair values of the financial assets and liabilities are included at the amount that would be received to sell an asset or paid to transfer a liability in an orderly transaction between market participants at the measurement date.

NOTES TO THE CONSOLIDATED FINANCIAL STATEMENTS FOR THE YEAR ENDED 31ST MARCH, 2022

This section explains the judgements and estimates made in determining the fair values of the financial instruments that are (a) recognised and measured at fair value and (b) measured at amortised cost and for which fair values are disclosed in the financial statements. To provide an indication about the reliability of the inputs used in determining fair value, the group has classified its financial instruments into the three levels prescribed under the accounting standard. An explanation of each level follows underneath the table.

Level 1: Level 1 hierarchy includes financial instruments measured using quoted prices. This includes listed equity instruments that have quoted price and financial instruments like Mutual Funds for which NAV is published by Mutual Fund Operator. The fair value of all equity instruments which are traded in the stock exchanges is valued using the closing price as at the reporting period and Mutual Fund are valued using the Closing NAV.

Level 2: The fair value of financial instruments that are not traded in an active market is determined using valuation techniques which maximise the use of observable market data and rely as little as possible on entity-specific estimates. If all significant inputs required to fair value an instrument are observable, the instrument is included in level 2 category for the group includes quoted Bonds and Debentures and Commercial Papers.

Level 3: If one or more of the significant inputs is not based on observable market data, the instrument is included in this level. Instruments in level 3 category for the company include unquoted equity shares and FCCDs and unquoted units of venture capital funds.

Financial assets and liabilities measured at fair value at each reporting date

(₹ In Lakh)

	As at 31 st March, 2022			As at 31 st March, 2021		
	Level 1	Level 2	Level 3	Level 1	Level 2	Level 3
Financial assets (other than in investment associates)						
Financial assets measured at FVOCI						
Investments in Unquoted Equity Shares (including assets held for sale)	-	-	27,532.77	-	-	27,521.84
Investments in quoted equity shares	1,720.64	-	-	1,068.35	-	-
Investment in Debentures	-	-	159.56	-	-	163.45
Total	1,720.64	-	27,692.33	1,068.35	-	27,685.30
Financial assets measured at FVTPL						
Investments in units	-	-	772.34	-	-	884.84
Investment in Debentures	-	3,427.11	-	-	4,227.80	-
Investment in units of Mutual funds	3,008.82	-	-	1,248.43	-	-
Total	3,008.82	3,427.11	772.34	1,248.43	4,227.80	884.84

Fair value for assets measured at amortised cost

(₹ In Lakh)

	As at 31 st March, 2022				As at 31 st March, 2021			
	Level 1	Level 2	Level 3	Carrying amount	Level 1	Level 2	Level 3	Carrying amount
Financial assets								
Other non-current financial assets	-	366.78	-	366.75	-	364.67	-	364.67
Non-current loans - Loans to employees	-	-	21.49	21.49	-	-	16.44	16.44
Current loans - Loans to employees	-	-	8.72	8.72	-	-	-	-

NOTES TO THE CONSOLIDATED FINANCIAL STATEMENTS FOR THE YEAR ENDED 31ST MARCH, 2022

(₹ In Lakh)

	As at 31 st March, 2022				As at 31 st March, 2021			
	Level 1	Level 2	Level 3	Carrying amount	Level 1	Level 2	Level 3	Carrying amount
Financial liabilities								
Current Borrowings	-	-	-	-	-	9,186.94	-	9,186.94
Other financial liabilities	-	-	17.80	17.80	-	-	26.05	26.05

During the years mentioned above, there have been no transfers amongst the levels of hierarchy.

The carrying amounts of security deposits, inter-corporate deposits, trade receivables, cash and bank balances, current loans, other current financial assets, current borrowings, trade payables and other financial liabilities are considered to be approximately equal to the fair value.

The fair values of disclosed above are based on discounted cash flows using a current borrowing rate. They are classified as level 3 fair values in the fair value hierarchy due to the use of unobservable inputs.

Valuation processes

The Group evaluates the fair value of financial assets and financial liabilities on periodic basis using the best and most relevant data available. Also, the Group internally evaluates the valuation process and obtains independent price validation for certain instruments wherever necessary.

Valuation techniques used to determine fair value and significant estimates and judgements made in:

Significant valuation techniques used to value financial instruments include:

- Investment in units, equity instruments and FCCDs are fair valued using the discounted cash flow method or market comparison method or cost approach as appropriate.

Changes in fair values for items measured at level 3 as per the hierarchy

(₹ In Lakh)

	Unquoted equity shares	FCCD's	Units
As at 1st April 2020	27,648.23	173.96	1,161.82
Reduction in paid up value	-	-	(38.65)
Sale proceeds	-	-	(0.89)
Realized Gains/ (losses) recognised in Profit and loss	-	-	0.69
Unrealized Gains/ (losses) recognised in Profit and loss	-	-	(238.13)
Unrealized Gains/ (losses) recognised in OCI	(126.38)	(10.51)	-
As at 31st March 2021	27,521.84	163.45	884.85
Reduction in paid up value	-	-	-
Sale proceeds	-	-	(270.52)
Unrealized Gains/ (losses) recognised in Profit and loss	-	-	158.01
Unrealized Gains/ (losses) recognised in OCI	10.93	(3.89)	-
As at 31st March 2022	27,532.77	159.56	772.34

Valuation inputs for fair values of items in level 3 and their relationships to fair value

Fair valuation of Investments in units and unquoted equity shares and FCCD's are classified as level 3 in the fair value hierarchy because of the unobservable inputs / significant adjustments to observable inputs used to determine the fair value. These investments are mainly into the real estate sector. The valuation methodologies include discounted cash flow method, comparable market price method, as appropriate. The significant unobservable inputs / significantly adjusted observable inputs used in the valuation include prevailing discount rates, market value of land parcels, cost of projects, expected sales consideration etc. A change upto +/- 10% in these inputs will impact the profit before tax by ₹ (77.23) / 77.23 Lakh for the year ended 31st March, 2022 and Other comprehensive income before tax by ₹ (66.65) / 44.22 Lakh for the year ended 31st March, 2022. The profit for the year would be impacted as a result of gains / losses on investments

NOTES TO THE CONSOLIDATED FINANCIAL STATEMENTS FOR THE YEAR ENDED 31ST MARCH, 2022

classified as at fair value through profit or loss, i.e. units. Other comprehensive income would be impacted as a result of gain / losses on investments classified as at fair value through other comprehensive income, i.e. unquoted equity shares and FCCD's.

44 Financial risk management

The Group is exposed to credit risk, liquidity risk and Market risk.

A Credit risk

Credit risk arises from cash and bank balances, current and non-current loans, trade receivables, Commercial Papers and other financial assets carried at amortised cost.

Credit risk management

Credit risk arises from the possibility that counter party may not be able to settle their obligations as agreed. The Group is exposed to credit risk from loans to employees, inter-corporate deposits, bank balances, security deposits, investments, trade receivables, Non Convertible Debentures, Bonds and other current financial assets.

The Group periodically assesses the financial reliability of the counter party, taking into account the financial condition, current economic trends, and analysis of historical bad debts and ageing of accounts receivable. Investments at Amortised Cost are strategic investments in associated lines of business activity, the Group closely monitors the performance of these Companies. Bank deposits are placed with reputed banks / financial institutions. Hence, there is no significant credit risk on such fixed deposits.

Other deposits are placed with government authorities hence the risk of credit loss is negligible. Inter-corporate deposits given to parties are reassessed at every reporting dates. The loans are extended for genuine business activities.

Credit risk arising from loans to employees are mitigated by structuring the repayment of loans from the salaries of the employees and retirement benefits. In respect of the loans and NCD's to others the company on a periodical basis checks and assess their creditworthiness.

The Group trades with recognized and credit worthy third parties. It is the Group's policy that all customers who wish to trade on credit terms are subject to credit verification procedures. In addition, trade receivable balances are monitored on an on-going basis with the result that the Group's exposure to bad debts is not significant. Also the Group does not enter into sales transaction with customers having credit loss history. There are no significant credit risks with related parties of the Group. The Group is exposed to credit risk in the event of non-payment by customers. Also credit risk in some of cases are mitigated by letter of credit/advances from the customers and other risk mitigation strategies.

The history of trade receivables shows a negligible allowance for bad and doubtful debts.

B Liquidity risk

Liquidity risk is defined as the risk that the Group will not be able to settle or meet its obligations on time or at a reasonable price. For the Group, liquidity risk arises from obligations on account of financial liabilities – borrowings, trade payables and other financial liabilities.

Liquidity risk management

The Group manages its liquidity risk by regularly monitoring its rolling cash flow forecasts. The Group's operations provide a natural liquidity of receivables against payments due to creditors. Receipts exceeding the amount of payables to creditors are invested in liquid assets like mutual funds. Borrowings are managed through credit facilities agreed with the Banks, internal accruals and realisation of liquid assets. In the event of cash shortfalls, the Parent company approaches the lenders for a suitable term extension.

Maturities of non – derivative financial liabilities

As at 31 st March, 2022	(₹ In Lakh)			
	Less than 6 months	6 months to 1 year	Between 1 and 5 years	Total
Other long term financial liabilities	-	-	17.80	17.80
Trade payables	722.01	-	-	722.01
Other current financial liabilities	1,282.14	-	-	1,282.14
Total	2,004.15	-	-	2,021.95

NOTES TO THE CONSOLIDATED FINANCIAL STATEMENTS FOR THE YEAR ENDED 31ST MARCH, 2022

As at 31 st March, 2021	(₹ In Lakh)			
Particulars	Less than 6 months	6 months to 1 year	Between 1 and 5 years	Total
Other long term financial liabilities	-	-	26.05	26.05
Current borrowings	-	9,186.94	-	9,186.94
Trade payables	465.03	-	-	465.03
Other current financial liabilities	1,322.02	-	-	1,322.02
Total	1,787.05	9,186.94	26.05	11,000.04

C Market risk**Foreign currency risk**

The Group is exposed to foreign exchange risk arising from foreign currency receivables and payables. The foreign currency exposures are to USD, Euro.

Foreign currency risk management

Considering the time duration of exposures, the group believes that there will be no significant impact on account of fluctuation in exchange rates.

Particulars	(₹ In Lakh)		
	Financial assets Trade receivables	Financial liabilities Trade payables	Net Exposure - Assets/(Liability)
31st March, 2022			
USD	243,782.80	40,447.31	203,335.49
INR	184.80	30.66	154.14
TOTAL INR	184.80	30.66	154.14
31st March, 2021			
USD	694,020.40	-	694,020.40
INR	510.14	-	510.14
TOTAL INR	510.14	-	510.14

Sensitivity to foreign currency risk

(₹ In Lakh)

Particulars	Impact on statement of profit and loss (Before tax) for the year ending Profit/(Loss)	
	31 st March, 2022	31 st March, 2021
	USD sensitivity	
INR / USD		
Increase by 1%	1.54	5.10
Decrease by 1%	(1.54)	(5.10)

Price risk

The Group holds investments in units, equity instruments, commercial papers, Bonds, Non Convertible Debentures and mutual funds. The Group's exposure to equity security's price risks arises from these investments held by the Group and classified in the balance sheet either as fair value through OCI or at fair value through profit or loss.

Price risk management :-

The Group evaluates the performance of its investments on a periodic basis. Also, the investments have been placed for a long term objective and any deterioration for a temporary period is not taken into account while evaluating the performance of its investments. Majority of the investments are placed for strategic management purposes.

NOTES TO THE CONSOLIDATED FINANCIAL STATEMENTS FOR THE YEAR ENDED 31ST MARCH, 2022

Sensitivity for quoted Investments:-

(₹ In Lakh)

	Impact on profit/(loss) (Before Tax)		Impact on other components of equity	
	31 st March, 2022	31 st March, 2021	31 st March, 2022	31 st March, 2021
Equity Shares				
Increase in price by 5%	-	-	86.03	53.42
Decrease in price by 5%	-	-	(86.03)	(53.42)
Mutual Funds				
Increase in price by 1%	30.09	12.48	-	-
Decrease in price by 1%	(30.09)	(12.48)	-	-
Debentures				
Increase in price by 1%	34.27	42.28	-	-
Decrease in price by 1%	(34.27)	(42.28)	-	-

Profit for the year would increase/ decrease as a result of gains/ losses on investments classified as at fair value through profit or loss. Other components of equity would increase/ decrease as a result of equity securities classified as at fair value through other comprehensive income.

Please refer Sensivity impact of significant unobservable inputs for level 3 Fair value management in Note No. 43. These represents the price risk since the price will vary basis the significant inputs.

45 Capital Management

45.1 Risk management :-

The group's objectives when managing capital are to

- safeguard their ability to continue as a going concern, so that they can continue to provide returns for shareholders and benefits for other stakeholders, and
- maintain an optimal capital structure to reduce the cost of capital.

In order to maintain or adjust the capital structure, the group may adjust the amount of dividends paid to shareholders or redeem preference shares.

The Group monitors capital using gearing ratio, which is net debt divided by total capital (equity plus net debt). Net debt are non-current and current debts as reduced by cash and cash equivalents. Equity comprises all components including other comprehensive income.

The capital composition is as follows:

(₹ In Lakh)

Particulars	31 st March, 2022	31 st March, 2021
Total debts	-	9,186.94
Less: Cash and Cash Equivalents	891.46	1,159.85
Net Debts	(891.46)	8,027.09
Total equity	145,064.98	139,474.33
Total Capital (Net Debt plus Total Equity)	144,173.52	147,501.42
Net Debt Equity Ratio	-	0.05

45.2 Dividends

(₹ in Lakh)

Particulars	31 st March, 2022	31 st March, 2021
a Equity dividend paid		
Final dividend for the year ended 31 st March 2021 of ₹ 0.50 (31 st March 2020 - ₹ 0.50) per fully paid share	240.84	240.84
b Preference dividend paid		
Final dividend for the year ended 31 st March 2021 of ₹ 0.01(31 st March 2020 - ₹ 0.01) per fully paid share	0.02	0.05
c Dividends not recognised at the end of the reporting period		
In addition to the above dividends, since year end the directors have recommended the payment of a final dividend of ₹ 0.50 (31 st March 2021 - ₹ 0.50) per fully paid equity share and ₹ Nil (31 st March 2021 - ₹ 0.01) per fully paid preference share. This proposed dividend is subject to the approval of shareholders in the ensuing annual general meeting.	892.25	240.89

NOTES TO THE CONSOLIDATED FINANCIAL STATEMENTS FOR THE YEAR ENDED 31ST MARCH, 2022

46. Related Party Disclosure:

47.1 As per Ind AS 24 “Related party Disclosures”, disclosure of transactions with the related parties as defined in the Accounting Standard are given below:

- (i) Associates: Searock Developers FZC
Urban Infrastructure Holdings Private Limited
- (ii) Key Management Personnel of the Company:
 - (a) Shri Anand Jain
 - (b) Shri Virendra Jain
 - (c) Shri Gaurav Jain
 - (d) Shri V. S. Pandit (Up to 31 March, 2021)
 - (e) Shri Dinesh Paliwal (w.e.f. 1 April, 2021)
 - (f) Shri Pramod Jaiswal
 - (g) Shri Ananjan Datta
- (iii) Relatives of Key Management Personnel :
 - (a) Smt. Laxmi Jain Relative of Shri Gaurav Jain
 - (b) Smt. Rina Jain Relative of Shri Virendra Jain
 - (c) Smt. Sushma Jain Relative of Shri Anand Jain
 - (d) Shri. Ankit Jain Relative of Shri Virendra Jain
 - (e) Smt. Neha Bagaria Relative of Shri Anand Jain
 - (f) Shri. Harsh Jain Relative of Shri Anand Jain
 - (g) Shri. Satyapal Jain Relative of Shri Gaurav Jain, Shri Anand Jain and Shri Virendra Jain.
 - (h) Smt. Ruchi Hanasoge Relative of Shri Virendra Jain
- (iv) Enterprises over which Key Management Personnel and their relatives are able to exercise significant influence:
 - (a) Malhar Developers Private Limited
 - (b) Prime Trust
 - (c) Mega Trust
 - (d) GJRJ Trust
 - (e) LJNK Trust
 - (f) NK Trust
 - (g) Evergreen Trust
 - (h) Roopjyot Engineering Private Limited
 - (i) Urban Infrastructure Venture Capital Fund

NOTES TO THE CONSOLIDATED FINANCIAL STATEMENTS FOR THE YEAR ENDED 31ST MARCH, 2022

NOTE 46.2 Transactions during the year with related parties :

		(₹ In Lakh)	
Nature of Transaction	Name of the Related Party	2021-22	2020-21
Dividend paid on Preference shares	Smt. Neha Bagaria	0.01	0.01
	Shri Harsh Jain (Previous Year ₹ 410)	-	0.00
	Shri Satyapal Jain (Previous Year ₹ 117.50)	-	0.00
	Shri Gaurav Jain (Current Year ₹ 117.50)	0.00	-
	Shri Ankit Jain	0.01	0.02
	Mega Trust	-	0.01
	NK Trust (Previous Year ₹ 173.30)	-	0.00
	LJNK Trust (Current Year ₹ 442.50)	0.00	0.01
Directors' Sitting Fee	Shri Virendra Jain	1.55	1.23
	Shri Anand Jain	0.73	0.63
Remuneration paid	Shri V S Pandit	-	46.35
	Shri Dinesh Paliwal	67.16	-
	Shri Pramod Jaiswal	68.99	50.98
	Shri Ananjan Datta	37.32	28.61
Rent Paid	Malhar Developers Pvt Ltd	78.95	78.95
	Roopjyot Engineering Private Limited	123.58	123.58
Reimbursement of expenses from	Urban Infrastructure Venture Capital Fund	240.47	220.39
Sale of Property, plant and equipment	Techfab (India) Industries Ltd.	65.28	-

		(₹ In Lakh)	
Nature of Transaction	Name of the Related Party	As at 31 st March, 2022	As at 31 st March, 2021
Preference Shares	Smt. Neha Bagaria	-	2,348.93
	Shri Harsh Jain	-	713.38
	Shri Satyapal Jain	-	204.44
	Shri Ankit Jain	-	3,062.31
	N K Trust	-	301.53
	Mega Trust	-	936.09
	LJNK Trust	-	1,620.24
	Redemption of Preference Shares	Shri. Gaurav Jain	218.38
Shri. Ankit Jain		3,214.39	5,145.61
Smt. Neha Bagaria		2,470.77	3,566.25
LJNK Trust		1,705.92	-
Mega Trust		975.77	3,013.48
NK Trust		314.31	631.75
Sh. Harsh Jain		743.62	1,579.36
Rental Deposits	Roopjyot Engineering Private Limited	26.18	26.18
Current financial Assets-Others	Urban Infrastructure Venture Capital Fund	460.96	625.09
Investments - Associates	Urban Infrastructure Holdings Private Limited	27,614.76	26,829.81
	Searock Developers FZC	7,940.22	7,948.32
Advance against purchase of land	Shri V. S. Pandit	726.98	726.98

NOTES TO THE CONSOLIDATED FINANCIAL STATEMENTS FOR THE YEAR ENDED 31ST MARCH, 2022

46.3 Compensation to Key Management Personnel of the Company

(₹ In Lakh)

Nature of Transaction	2021-22	2020-21
Short-term employee benefits	173.48	125.94
Post-employment benefits	1.25	21.54
Total Compensation paid to Key Management Personnel	174.73	147.48

46.4 The transactions with related parties are made on terms equivalent to those that prevail in arm's length transactions. Outstanding balances at year-end are unsecured, unless specified and settlement occurs in cash. This assessment is undertaken each financial year through examining the financial position of the related party and the market in which the related party operates.

Terms & Conditions:

46.5.1 For terms related to Preference shares issued to related parties refer note 21.

46.5.2 Outstanding loans and advances are unsecured and repayable on demand.

47 Contingent Liabilities and Commitments (To the extent not provided for)

(₹ In Lakh)

Particulars	For the Year Ended on 31 st March, 2022	For the Year Ended on 31 st March, 2021
(A) Contingent Liabilities		
(a) Claims against the Company not acknowledged as debts		
(i) Disputed Liability in Appeal (No cash outflow is expected in the near future)		
- Income-tax (₹ 1683.03 Lakh (Previous Year ₹ 2050.65 Lakh paid under protest)	6,643.17	4,406.13
- Excise Duty / Service Tax (₹ 14.53 (Previous Year ₹ 14.53 Lakh paid under protest)	13.45	13.45
- Railway Claims (Previous Year ₹ 65 Lakh paid under protest)	-	95.83
- Sales Tax (Previous Year ₹ 0.57 Lakh paid under protest)	-	26.85
	6,656.62	4,542.26
(B) Commitments		
(a) Estimated amount of contracts remaining to be executed on Capital Account and not provided for / Net of advance paid		
- Property, Plant and Equipments (Cash outflow is expected on execution of such capital contracts)	92.26	76.06
(b) Uncalled liability on partly paid-up Shares/Debentures	186.54	186.54

47.1 In respect of Assessment Year 2018-19, one of the Subsidiary Company had received intimation under section 143(1) of the Income Tax Act, 1961, the same was adjusted against the refund of Assessment year 2017-18. The Subsidiary company has filed appeal before Commissioner of Income Tax (Appeal) against the same.

47.2 Management is of the view that above litigations will not have any material impact on the financial positions of the Group.

48 Events occurring after the reporting date

Refer to note 45.2 for the dividend recommended by the directors which is subject to the approval of shareholders in the ensuing annual general meeting.

NOTES TO THE CONSOLIDATED FINANCIAL STATEMENTS FOR THE YEAR ENDED 31ST MARCH, 2022

49 Employee benefits

49.1 As per Indian Accounting Standard-19 'Employee Benefits', the disclosure of Employee benefits as defined in the Accounting Standard are given below:

(a) Defined Benefit Plan :

The Company provides for gratuity for employees in India as per the Payment of Gratuity Act, 1972. Employees who are in continuous service for a period of 5 years are eligible for gratuity. The amount of gratuity payable on retirement/termination is the employees last drawn basic salary per month computed proportionately for 15 days salary multiplied for the number of years of service. The Fund is managed by a trust which is governed by the Board of Trustees. The Board of Trustees are responsible for the administration of the plan assets and for the definition of the investment strategy. The present value of obligation is determined based on actuarial valuation using the Projected Unit Credit Method, which recognizes each period of service as giving rise to additional unit of employee benefit entitlement and measures each unit separately to build up the final obligation.

Particulars	Gratuity (Funded)	
	2021-22	2020-21
Actuarial assumptions		
Mortality Table	IALM (2006-08) (Ultimate)	IALM (2006-08) (Ultimate)
Expected Return on Plan Asset	7.78%	6.87%
Discount rate	7.78%	6.87%
Salary growth rate	6.00%	4.60%
Rate of Employee Turnover	1.00%	1.00%

	(₹ In Lakh)	
Change in the Present value of Projected Benefit Obligation	2021-22	2020-21
Obligation at the beginning of the year	208.61	266.91
Current service cost	44.45	61.01
Interest cost	14.46	18.34
Benefits Paid	(52.65)	(73.50)
Actuarial (gain) on obligation	(42.60)	(64.15)
Obligation at the end of the year	172.26	208.61

	(₹ In Lakh)	
Change in the fair value of Plan Assets	2021-22	2020-21
Fair value at the beginning of the year	209.92	267.38
Less: Adjustment		
Interest Income	14.55	18.37
Contribution	-	-
Return on Plan Assets, excluding Interest Income	(2.26)	(2.33)
Benefits paid	(52.65)	(73.50)
Fair value at the end of the year	169.56	209.92

NOTES TO THE CONSOLIDATED FINANCIAL STATEMENTS FOR THE YEAR ENDED 31ST MARCH, 2022

	(₹ In Lakh)	
Expenses Recognised in Statement of Profit and Loss	2021-22	2020-21
Obligation at the beginning of the year	-	-
Current service cost	44.45	61.01
Interest cost	14.46	18.34
Interest Income	(14.55)	(18.37)
Other Adjustment	-	10.19
Expenses recognised in Statement of Profit & Loss	44.36	71.17

	(₹ In Lakh)	
Expenses Recognised in Other Comprehensive Income (OCI)	2021-22	2020-21
Actuarial (Gains)/Losses on obligations for the period	(42.60)	(64.15)
Return on Plan Assets, excluding Interest Income	2.26	2.33
Other Adjustment	-	(10.19)
Net (Income)/Expenses for the period recognised in OCI	(40.34)	(72.01)

	(₹ In Lakh)	
Balance Sheet Reconciliation	2021-22	2020-21
Net Obligation at the beginning of the year	(1.31)	(0.47)
Expenses recognised in Statement of Profit and Loss	44.36	71.17
Expenses recognised in Other Comprehensive Income (OCI)	(40.34)	(72.01)
Net Obligation at the end of the year	2.71	(1.31)

Category of Asset	(₹ In Lakh)	
Class of assets	2021-22	2020-21
Life Insurance Corporation of India	169.56	209.92
Total	169.56	209.92

Net Liability / (Asset) recognised in the balance sheet	(₹ In Lakh)	
Amount recognised in the balance sheet	2021-22	2020-21
Present value of obligations at the end of the year	172.26	208.61
Less: Fair value of plan assets at the end of the year	169.56	209.92
Net liability recognized in the balance sheet	2.71	-

Expected contributions to post employment benefit plans for the year ending 31st March, 2022 are ₹ Nil.

The weighed average duration of the defined benefit obligation is 7 years (March' 21 - 9 years)

49.2As per Indian Accounting Standard-19 'Employee Benefits', the disclosure of Employee benefits as defined in the Accounting Standard are given below:

(a) Defined Benefit Plan of Subsidiary company- Urban infrastructure venture capital Limited

The present value of Employees' Gratuity obligation is determined based on actuarial valuation using the Projected Unit Credit Method, which recognises each period of service as giving rise to additional unit of employee benefit entitlement and measures each unit separately to build up the final obligation.

NOTES TO THE CONSOLIDATED FINANCIAL STATEMENTS FOR THE YEAR ENDED 31ST MARCH, 2022

(₹ In Lakh)		
a) Actuarial assumptions		
Particulars	Gratuity (Funded)	
	2021-22	2020-21
Mortality Table	Indian Assured Lives Mortality (2012-14) Ult	Indian Assured Lives Mortality (2012-14) Ult
Withdrawal Rates	10.00%	10.00%
Discount Rate (per annum)	5.95%	5.45%
Rate of escalation in salary (per annum)	10.00%	10.00%
b) Amount to be recognised in Balance Sheet		
Particulars	2021-22	2020-21
Present value of obligation	156.46	158.62
Amount recognised in Balance Sheet	156.46	158.62
c) Expenses recognized in Profit and Loss during the year		
Particulars	2021-22	2020-21
Current Service Cost	6.23	6.80
Interest Cost	7.23	6.56
Total	13.46	13.36
d) Amount recognised in Other Comprehensive Income		
Particulars	2021-22	2020-21
Remeasurement during the period due to:		
Changes in financial assumptions	(3.34)	1.12
Changes in demographic assumptions	-	1.32
Experience adjustments	0.05	7.04
Total	(3.29)	9.48
e) Movement in Defined Benefit obligation		
Particulars	2021-22	2020-21
Reconciliation of opening and closing balances of Defined Benefit obligation:		
Defined Benefit obligation at beginning of the year	158.61	152.09
Current Service Cost	6.23	6.80
Interest Cost	7.23	6.56
Actuarial loss on obligation	3.29	(6.84)
Benefits paid	(12.33)	-
Defined Benefit obligation at year end	163.03	158.61
Break-up into Current and Non-Current of defined benefit obligation at year end:		
- Current	65.45	52.06
- Non Current	91.00	106.54

The estimates of rate of escalation in salary considered in actuarial valuation, takes into account inflation, seniority, promotion and other relevant factors including supply and demand in the employment market. The above information is certified by the actuary.

The weighted average duration to the payment of these cash flows is 4.16 years. (as at 31st March, 2021 4.66 years)

NOTES TO THE CONSOLIDATED FINANCIAL STATEMENTS FOR THE YEAR ENDED 31ST MARCH, 2022

49.3 Defined Contribution Plan:

The Company also has certain defined contribution plans. Contributions are made to provident fund in India for employees at the rate of 12% of basic salary as per regulations. The contributions are made to registered provident fund administered by the government. The obligation of the group is limited to the amount contributed and it has no further contractual nor any constructive obligation. The expense recognised during the period towards defined contribution plan is ₹ **293.18 Lakh** (31st March 2021 – 293.34 Lakh).

Contribution to Defined Contribution Plan, recognized as expense for the year are as under:

Particulars	(₹ In Lakh)	
	2021-22	2020-21
Employer's Contribution to Provident and other Funds	293.18	293.34

49.4 Maturity Analysis of Projected Benefit Obligation:

Projected Benefits Payable in Future Years from the date of Reporting	(₹ In Lakh)	
	2021-22	2020-21
1 st Following Year	135.32	132.84
2 nd Following Year	23.92	24.97
3 rd Following Year	20.35	24.85
4 th Following Year	25.15	18.86
5 th Following Year	27.79	27.58
Sum of Years 6 to 10	53.03	153.84
Sum of years 11 and above	242.08	257.94

49.5 Sensitivity Analysis

For Funded-		(₹ In Lakh)	
Particulars	2021-22	2020-21	
Projected Benefits Obligation on Current Assumptions	172.26	208.61	
Delta effect of + (1% to 0.5%) change in Rate of Discounting	(8.25)	(6.70)	
Delta effect of - (1% to 0.5%) change in Rate of Discounting	9.73	7.34	
Delta effect of + (1% to 0.5%) change in Rate of Salary Increase	10.17	7.55	
Delta effect of - (1% to 0.5%) change in Rate of Salary Increase	(8.73)	(6.94)	
Delta effect of + (1% to 0.5%) change in Rate of Employee Turnover	4.35	2.27	
Delta effect of - (1% to 0.5%) change in Rate of Employee Turnover	(5.21)	(2.49)	
For Unfunded-			
Particulars	2021-22	2020-21	
Increase/(Decrease) in defined benefit obligation			
Discount Rate			
Increase by 0.50%	(3.17)	(3.60)	
Decrease by 0.50%	3.34	3.79	
Salary escalation rate			
Increase by 0.50%	1.57	1.84	
Decrease by 0.50%	(1.57)	(1.86)	

The sensitivity analysis have been determined based on reasonably possible changes of the respective assumptions occurring at the end of the reporting period, while holding all other assumptions constant.

The sensitivity analysis presented above may not be representative of the actual change in the projected benefit obligation as it is unlikely that the change in assumptions would occur in isolation of one another as some of the assumptions may be correlate.

Furthermore, in presenting the above sensitivity analysis, the present value of the projected benefit obligation has been calculated using the projected unit credit method at the end of the reporting period, which is the same method as applied in calculating the projected benefit obligation as recognised in the balance sheet.

NOTES TO THE CONSOLIDATED FINANCIAL STATEMENTS FOR THE YEAR ENDED 31ST MARCH, 2022

There was no change in the methods and assumptions used in preparing the sensitivity analysis from prior years.

49.6 These plans typically expose the Company to actuarial risks such as: investment risk, interest risk, longevity risk and salary risk.

Investment risk: The present value of the defined benefit plan liability is calculated using a discount rate which is determined by reference to market yields at the end of the reporting period on government bonds. If the return on plan asset is below this rate, it will create a plan deficit. Currently, for the plan in India, it has a relatively balanced mix of investments in government securities, and other debt instruments.

Interest risk: A fall in the discount rate which is linked to G.Sec. Rate will increase the present value of the liability requiring higher provision. A fall in the discount rate generally increases the mark to market value of the assets depending on the duration of asset.

Mortality risk: Since the benefits under the plan is not payable for life time and payable till retirement age only, plan does not have any longevity risk.

Salary risk: The present value of the defined plan liability is calculated by reference to the future salaries of plan participants. As such, an increase in the salary of the plan participants will increase the plan's liability.

Asset Liability Matching Risk: The plan faces the ALM risk as to the matching cash flow. Since the plan is invested in lines of Rule 101 of the Income Tax Rules, 1962, this generally reduces ALM risk.

Concentration Risk: Plan is having a concentration risk as all the asseets are invested with the insurance company and a default will wipe out all the assets. Although probability of this is very less as insurance companies have to follow regulatory guidelines.

50. Segment reporting:

50.1 Information about primary segment:-

The Group has identified following five reportable segments as primary segment. Segments have been identified and reported taking into account nature of products and services, the differing risks and returns and the internal business reporting systems.

- a) **The Steel Segment:** Comprising production, processing and trading of Galvanised steel product.
- b) **The Plastic Processing Segment:** Comprising production of Woven Sacks/Fabric, Jumbo Bags, HDPE Twine, PP Staple Fibre, Geotextiles.
- c) **The Spinning Segment:** Comprising sale of Spun Yarn.
- d) **The Asset Management activity Segment:** Comprising Investment Advisory Services.
- e) **The Real Estate Segment:** Comprising development of Land and Buildings.
- f) The business segment not separately reportable have been grouped under "Others" segment.
- g) Other Investments/Assets and Income from the same are considered under "Un-allocable".

50.2 Segment Revenue, results, assets and liabilities:-

Revenue and results have been identified to a segment on the basis of relationship to operating activities of the segment. Revenue and expenses which is related to enterprise as a whole and are not allocable to a segment on reasonable basis have been disclosed as "Unallocable".

Segment assets and segment liabilities represent assets and liabilities in respective segments. Segment assets include all operating assets used by the operating segment and mainly includes trade receivable, inventories and other receivables. Segment liabilities primarily include trade payables and other liabilities. Common assets and liabilities which cannot be allocated to any of the segments are shown as a part of unallocable assets and liabilities.

50.3 The chief operational decision maker monitors the operating results of its Business Segments separately for the purpose of making decisions about resource allocation and performance assessment. Segment performance is evaluated based on profit or loss and is measured consistently with profit or loss in the financial statements. Operating segment have been identified on the basis of the nature of products / services and have been identified as per the quantitative criteria specified in Ind AS.

NOTES TO THE CONSOLIDATED FINANCIAL STATEMENTS FOR THE YEAR ENDED 31ST MARCH, 202250.4 Segmental Information as at and for the year ended 31st March, 2022 is as follows:-

Particulars	Steel	Plastic Processing	Spinning	Asset Management Activity	Real Estate	Others	Un-allocated	(₹ In Lakh)
								Grand Total
Revenue from operation								
Revenue from external sales	7,145.14	64,468.80	68.88	-	395.06	-	-	72,077.88
Total Revenue from Operations	7,145.14	64,468.80	68.88	-	395.06	-	-	72,077.88
Segment Results	(45.68)	7,555.28	131.38	(830.26)	(405.81)	(1.02)	-	6,403.89
Finance cost	-	0.01	-	0.17	2.36	0.03	334.99	337.56
Other unallocable expenditure (net of income)	-	-	-	-	-	-	(218.00)	(218.00)
Share of Profit in associates	-	-	-	-	-	-	755.76	755.76
Profit/(Loss) before tax	(45.68)	7,555.27	131.38	(830.43)	(408.16)	(1.05)	638.77	6,604.09
Income Tax/Deferred Tax	-	-	-	-	-	-	1,338.54	1,338.54
Net profit/(loss) for the year	(45.68)	7,555.27	131.38	(830.43)	(408.16)	(1.05)	(699.77)	5,265.55
Segment Assets	1,937.14	25,603.08	273.22	12,448.17	38,986.08	68.06	-	79,315.75
Investments	-	-	-	-	-	-	58,266.68	58,266.68
Goodwill on Consolidation	-	-	-	-	-	-	855.88	855.88
Other Unallocated Assets	-	-	-	-	-	-	14,495.44	14,495.44
Total Assets	1,937.14	25,603.08	273.22	12,448.17	38,986.08	68.06	73,618.00	152,933.75
Segment Liabilities	1,101.80	1,456.52	20.77	505.00	2,964.00	1.02	-	6,049.11
Other unallocated Liabilities	-	-	-	-	-	-	1,819.66	1,819.66
Total Liabilities	1,101.80	1,456.52	20.77	505.00	2,964.00	1.02	1,819.66	7,868.77
Other Disclosures								
Capital Expenditure	5.61	442.69	-	2.17	-	-	3.37	453.83
Depreciation and amortisation expenses	41.03	873.87	7.15	8.77	339.16	-	42.39	1,312.36

NOTES TO THE CONSOLIDATED FINANCIAL STATEMENTS FOR THE YEAR ENDED 31ST MARCH, 2022

50.5 Segmental Information as at and for the year ended 31st March, 2021 is as follows:-

Particulars	(₹ In Lakh)							
	Steel	Plastic Processing	Spinning	Asset Management Activity	Real Estate	Others	Un-allocated	Grand Total
Revenue from operation	839.04	46,055.33	136.38	-	256.43	-	-	47,287.18
Revenue from external sales	839.04	46,055.33	136.38	-	256.43	-	-	47,287.18
Total Revenue from Operations	55.27	14,365.23	292.97	(127.65)	155.67	(0.41)	-	14,741.08
Finance cost	0.01	0.33	0.00	0.35	1.82	0.05	1,562.88	1,565.45
Other unallocable expenditure (net of income)	-	-	-	-	-	-	(144.45)	(144.45)
Share of loss in associates	-	-	-	-	-	-	12.17	12.17
Profit/(Loss) before tax	55.26	14,364.90	292.97	(128.00)	153.85	(0.46)	(1,406.26)	13,043.35
Income Tax/Deferred Tax	-	-	-	-	-	-	3,767.50	3,767.50
Net profit/(loss) for the year	55.26	14,364.90	292.97	(128.00)	153.85	(0.46)	(5,173.76)	9,275.85
Segment Assets	1,491.91	29,097.82	674.91	12,656.89	39,957.75	69.51	-	83,948.79
Investments	-	-	-	-	-	-	55,367.65	55,367.65
Goodwill on Consolidation	-	-	-	-	-	-	855.88	855.88
Other Unallocated Assets	-	-	-	-	-	-	15,657.90	15,657.90
Total Assets	1,491.91	29,097.82	674.91	12,656.89	39,957.75	69.51	71,881.43	155,830.21
Segment Liabilities	142.98	1,518.64	29.47	457.48	3,168.98	0.76	-	5,318.31
1% Non-Cumulative, Non-Participating Redeemable Preference Shares (refer note 21.2 below)	-	-	-	-	-	-	9,186.94	9,186.94
Other unallocated Liabilities	-	-	-	-	-	-	1,850.63	1,850.63
Total Liabilities	142.98	1,518.64	29.47	457.48	3,168.98	0.76	11,037.57	16,355.88
Other Disclosures								
Capital Expenditure								
Capital Expenditure	-	814.64	(6.01)	45.63	0.74	-	-	855.00
Depreciation and amortisation expenses	77.82	936.42	77.31	3.55	335.61	-	42.23	1,472.94

NOTES TO THE CONSOLIDATED FINANCIAL STATEMENTS FOR THE YEAR ENDED 31ST MARCH, 2022

50.6 Revenue from external sales

Particulars	(₹ In Lakh)	
	31-Mar-2022	31-Mar-2021
India	62,003.01	41,537.06
USA	8,508.69	4,511.12
Others	1,566.18	1,239.01
Total	72,077.87	47,287.18

50.7 Non-current assets excludes Goodwill, Deferred Tax and Non Current Tax Assets:-

Particulars	(₹ In Lakh)	
	31-Mar-2022	31-Mar-2021
India	24,695.21	25,397.68
Dubai	8,456.20	8,531.26
Total	33,151.41	33,928.94

50.8 Revenue of ₹ 48,759.20 Lakh (Previous Year ₹ 37,423.32 Lakh) are derived from a single major customer group. The revenues are attributable to Plastic Processing segment.

51 Investments in subsidiaries, associates and joint ventures:

Sr. No	Subsidiary / associate / joint venture	Name of the Subsidiary / associate / joint venture	Principal place of business and country of incorporation	Proportion of ownership interest	
				31 st March, 2022	31 st March, 2021
1	Subsidiary	Urban Infrastructure Venture Capital Ltd.	India	100%	100%
2	Subsidiary	Urban Infrastructure Trustees Ltd.	India	100%	100%
3	Subsidiary	Ekdant Realty and Developers Limited	India	100%	100%
4	Subsidiary	Hari Darshan Realty Limited	India	100%	100%
5	Subsidiary	Hill Rock Construction Limited	India	100%	100%
6	Subsidiary	Hind Agri Properties Limited	India	100%	100%
7	Subsidiary	Iconic Realtors Limited	India	100%	100%
8	Subsidiary	Jailaxmi Realty and Developers Limited	India	100%	100%
9	Subsidiary	Krupa Land Limited	India	100%	100%
10	Subsidiary	Krupa Realtors Limited	India	100%	100%
11	Subsidiary	Multifaced Impex Limited	India	100%	100%
12	Subsidiary	Novelty Realty and Developers Limited	India	100%	100%
13	Subsidiary	Rainbow Infraprojects Limited	India	100%	100%
14	Subsidiary	Rudradev Developers Limited	India	- *	100%
15	Subsidiary	Swar Land Developers Limited	India	100%	100%
16	Subsidiary	Swastik Land Developers Limited	India	100%	100%
17	Subsidiary	Vasant Bahar Realty Limited	India	100%	100%
18	Subsidiary	Welldone Real Estate Limited	India	100%	100%
19	Subsidiary	Yug Developers Limited	India	100%	100%
20	Subsidiary	Jai Corp Welfare Foundation	India	100%	100%
21	Subsidiary	UI Wealth Advisors Private Limited	India	100%	100%
22	Subsidiary	Belle Terre Realty Limited	Mauritius	100%	100%
23	Subsidiary	Oasis Holding FZC	Sharjah, UAE	75%	75%
24	Associate	Searock Developers FZC	Sharjah, UAE	50%	50%
25	Associate	Urban Infrastructure Holdings Private Limited	India	32%	32%

* During the year, the name of Rudradev Developers Limited was struck-off by the Ministry of Corporate Affairs.

NOTES TO THE CONSOLIDATED FINANCIAL STATEMENTS FOR THE YEAR ENDED 31ST MARCH, 2022

52 Non-controlling interests

Financial information of subsidiaries that have non-controlling interests is provided below:-

Proportion of equity interest held by non-controlling interests:

Name	Country of Incorporation	% of Equity interest	
		As at 31 st March, 2022	As at 31 st March, 2021
Oasis Holding FZC	Sharjah UAE	25%	25%

Summarised financial Information:-

Summarised financial Information for subsidiary that has non-controlling interest to the Group. The amounts disclosed for subsidiary are before inter-company eliminations.

(₹ In Lakh)

Summarised Balance Sheet	Oasis Holding FZC	
	As at 31 st March, 2022	As at 31 st March, 2021
Current Assets	227.74	140.55
Current Liabilities	211.84	191.64
Net Current (liabilities)/Assets	15.91	(51.08)
Non-Current Assets	8,469.52	8,492.03
Non-Current Liabilities	-	-
Net Non-current Assets	8,469.52	8,492.03
Net Assets	8,485.43	8,440.94
%	2,121.36	2,110.24
Consolidation adjustments and procedures	465.37	669.20
Accumulated NCI	2,586.73	2,779.44

(₹ In Lakh)

Summarised Statement of Profit and loss	Oasis Holding FZC	
	For the year ended 31 st March, 2022	For the year ended 31 st March, 2021
Revenue from Operation	-	-
Profit/(Loss) for the year	32.87	69.09
Other Comprehensive income	(0.11)	(0.05)
Total Comprehensive income	32.76	69.05
Profit allocated to NCI	8.18	17.13

NOTES TO THE CONSOLIDATED FINANCIAL STATEMENTS FOR THE YEAR ENDED 31ST MARCH, 2022

53 Interest in associates

The Company has a 32% & 50% interest in Urban Infrastructure Holdings Private Limited (UIHPL) & Searock Developers FZC (SD FZC) respectively. UIHPL is a private entity incorporated in India and that is not listed on any public exchange and SD FZC is incorporated in U. A. E. The Company's interest in UIHPL & SD FZC is accounted for using the equity method in the consolidated financial statements. The summarised financial information of the Company's investment in UIHPL & SD FZC is as follows:

53.1 Summarised financial information for associates:

Summerised Balance Sheet	(₹ In Lakh)			
	Urban Infrastructure Holdings Private Limited		Searock Developers FZC	
	As at 31 st March, 2022	As at 31 st March, 2021	As at 31 st March, 2022	As at 31 st March, 2021
Current Assets	1,035,635.80	1,019,978.69	2.82	2.72
Current Liabilities	604,167.30	1,236.90	1.95	1.88
Net Current Assets	431,468.50	1,018,741.79	0.87	0.84
Non-Current Assets	144,061.77	145,591.44	23,652.91	22,800.85
Non-Current Liabilities	268,146.87	860,253.51	-	-
Equity component of compound financial instruments	253,440.06	253,440.06	-	-
Non-Controlling Interests	20,113.62	19,262.89	-	-
Consolidation Adjustments	-	-	(7,773.34)	(6,905.03)
Net Non-current (Liabilities) /Assets	(397,638.77)	(987,365.02)	15,879.58	15,895.82
Net Assets	33,829.73	31,376.77	15,880.44	15,896.66

Reconciliation to carrying amounts	(₹ In Lakh)			
	Urban Infrastructure Holdings Private Limited		Searock Developers FZC	
	For the year ended 31 st March, 2022	For the year ended 31 st March, 2021	For the year ended 31 st March, 2022	For the year ended 31 st March, 2021
Opening net assets	31,376.77	31,309.01	15,896.66	15,902.18
Profit/(loss) for the year	2,333.75	20.23	(16.22)	(5.53)
Other comprehensive income	58.59	21.20	-	-
Other Adjustments	60.62	26.33	-	-
Closing net assets	33,829.73	31,376.77	15,880.44	15,896.66
Company's share in %	32%	32%	50%	50%
Carrying amount	10,825.51	10,040.56	7,940.22	7,948.32

NOTES TO THE CONSOLIDATED FINANCIAL STATEMENTS FOR THE YEAR ENDED 31ST MARCH, 2022

(₹ In Lakh)

Summarised statement of profit or loss	Urban Infrastructure Holdings Private Limited		Searock Developers FZC	
	For the year ended 31 st March, 2022	For the year ended 31 st March, 2021	For the year ended 31 st March, 2022	For the year ended 31 st March, 2021
Net Profit/(loss) for the year	2,333.75	20.23	(10.64)	(11.13)
Other comprehensive income	58.59	21.20	-	-
Other Adjustments	60.62	26.33	(5.58)	5.60
Total Comprehensive income	2,452.96	67.76	(16.22)	(5.53)
Group's Share of profit/ (loss)	763.87	14.93	(8.11)	(2.77)
Group's Share of OCI	21.08	6.75	-	-
Share of total comprehensive income recognised	784.95	21.68	(8.11)	(2.77)

Note 54 Additional Information, as required under Schedule III to the Companies Act, 2013, of enterprises consolidated as Subsidiary / Associates / Joint Ventures.

(₹ In Lakh)

Name of The entity	Net Assets i.e. total assets minus total liabilities		Share in Profit or Loss		Share in Other Comprehensive Income	
	As % of Consolidated net Assets	Amount in Lakh	As % of Consolidated profit or loss	Amount in Lakh	As % of Consolidated profit or loss	Amount in Lakh
Parent						
Jai Corp Limited	91.45%	135,024.62	103.10%	5,420.56	4.80%	37.22
Subsidiaries						
Indian						
Ashoka Realty and Developers Limited	0.15%	219.48	0.60%	31.62	-	-
Ekdant Realty and Developers Limited	0.40%	586.67	0.00%	(0.15)	-	-
Hari Darshan Realty Limited	0.62%	917.39	(0.01%)	(0.27)	-	-
Hill Rock Construction Limited	0.75%	1,100.07	(0.03%)	(1.74)	-	-
Hind Agri Properties Limited	0.17%	243.64	(0.01%)	(0.34)	-	-
Iconic Realtors Limited	5.34%	7,879.26	(0.03%)	(1.37)	-	-
Jailaxmi Realty and Developers Limited	1.31%	1,931.58	(0.01%)	(0.53)	-	-
Krupa Land Limited	1.11%	1,639.82	2.18%	114.79	-	-
Krupa Realtors Limited	0.17%	250.95	(0.01%)	(0.27)	-	-
Multifaced Impex Limited	0.08%	118.08	(0.00%)	(0.17)	-	-
Novelty Realty and Developers Limited	0.55%	809.49	(2.97%)	(156.03)	-	-
Rainbow Infraprojects Limited	0.62%	912.05	(6.10%)	(320.72)	-	-
Swar Land Developers Limited	2.53%	3,731.14	0.30%	15.69	-	-
Swastik Land Developers Limited	0.17%	257.69	0.05%	2.44	-	-
Vasant Bahar Realty Limited	0.13%	196.02	(0.00%)	(0.24)	-	-
Welldone Real Estate Limited	0.34%	500.54	(0.00%)	(0.10)	-	-
Yug Developers Limited	0.74%	1,096.52	(0.00%)	(0.10)	-	-

NOTES TO THE CONSOLIDATED FINANCIAL STATEMENTS FOR THE YEAR ENDED 31ST MARCH, 2022

(₹ In Lakh)

Name of The entity	Net Assets i.e. total assets minus total liabilities		Share in Profit or Loss		Share in Other Comprehensive Income	
	As % of Consolidated net Assets	Amount in Lakh	As % of Consolidated profit or loss	Amount in Lakh	As % of Consolidated profit or loss	Amount in Lakh
Urban Infrastructure Trustees Limited	0.04%	63.91	(0.03%)	(1.37)	-	-
Urban Infrastructure Venture Capital Limited	7.80%	11,515.16	(15.40%)	(809.50)	52.86%	409.76
UI Wealth Advisors Limited	0.43%	638.67	0.23%	12.23	17.01%	131.86
Jai Corp Welfare Foundation Trust	0.00%	3.23	(0.00%)	(0.23)	-	-
Foreign						
Oasis Holding FZC	0.25%	368.19	0.62%	32.85	-	-
Belle Terre Realty Limited	11.53%	17,024.47	(0.36%)	(18.90)	22.61%	175.28
Non Controlling interest	(0.06%)	(92.05)	(0.16%)	(8.21)	-	-
Oasis Holding FZC	2.06%	3,043.55	(0.00%)	-	-	-
Associates Company						
Searock Developers FZC	(0.04%)	(54.74)	(0.15%)	(8.08)	-	-
Urban Infrastructure Holdings Private Limited	(0.48%)	(701.57)	14.53%	763.87	2.72%	21.08
Eliminations	(28.16%)	(41,572.12)	3.64%	191.63	0.00%	-
Total	100.00%	147,651.71	(100.00)%	5,257.34	100.00%	775.19

Note 55

The Board of Directors at its meeting held on 29th June, 2020 has approved discontinuation of the operations of the Spinning Division of the Company in a phased manner. Management does not envisage any material financial impact on the Company's operations due to discontinuation of the Spinning division. The same has been considered as discontinuing operations, as prescribed under Indian Accounting Standards (Ind As) 105 "Non-current Assets Held for Sale and Discontinued Operations".

(i) Financial performance and cash flow information:

(₹ in Lakh)

S. No.	Particulars	For the year ended 31 st March, 2022	For the year ended 31 st March, 2021
Financial performance related to discontinuing operations:			
1	Revenue:		
	Revenue From Operations	68.88	136.38
	Other Income	261.04	619.94
	Total Revenue	329.92	756.32
2	Expenses:		
	Cost of Materials Consumed	2.77	11.04
	Changes in Inventories of Finished Goods, Work-in-progress and Stock-in-Trade	103.37	164.58
	Employee Benefits Expense	3.45	33.99
	Finance Costs	-	0.00
	Depreciation and Amortization Expense	7.15	77.31
	Other Expenses	81.80	176.42
	Total Expenses	198.55	463.35

NOTES TO THE CONSOLIDATED FINANCIAL STATEMENTS FOR THE YEAR ENDED 31ST MARCH, 2022

(₹ in Lakh)

S. No.	Particulars	(₹ in Lakh)	
		For the year ended 31 st March, 2022	For the year ended 31 st March, 2021
3	Profit/(Loss) Before Exceptional Items (1-2)	131.38	292.97
4	Exceptional Items	-	-
5	Profit/(Loss) Before Tax (3-4)	131.38	292.97
6	Tax Expenses	32.32	22.84
7	Profit/(Loss) from Discontinuing Operations (5-6)	99.06	270.13
8	Cash flow disclosure with respect to discontinued operations		
	Net cash flow from operating activities	(338.14)	(1,412.94)
	Net cash flow / (used in) investing activities	337.02	1,414.07
	Net cash flow from financing activities	-	-

(ii) **Major class of assets and liabilities of disposal group classified as held for sale:**

(₹ in Lakh)

Particulars	(₹ in Lakh)	
	As at 31 st March, 2022	As at 31 st March, 2021
Property, plant and equipment	131.53	138.68
Other Non-current financial assets	3.21	81.55
Other Non-current assets	-	62.25
Inventories	30.22	146.79
Trade Receivable	-	26.60
Cash and Cash Equivalents	-	1.13
Loans	-	4.30
Other Current assets	1.74	19.00
Assets classified as held for sale	106.72	194.61
Total Assets	273.42	674.91
Trade payables	0.46	14.97
Other Current financial liabilities	2.04	2.52
Other Current liabilities	18.13	11.75
Provisions	0.14	0.23
Total Liabilities	20.77	29.47

56 Other Statutory Information

- i) As per section 248 of the Companies Act, 2013, there are no balances outstanding with struck off companies.
- ii) The Group have not advanced or loaned or invested funds to any other person(s) or entity(ies), including foreign entities (Intermediaries) with the understanding that the Intermediary shall:
 - (a) Directly or indirectly lend or invest in other persons or entities identified in any manner whatsoever by or on behalf of the company (Ultimate Beneficiaries) or
 - (b) Provide any guarantee, security or the like to or on behalf of the Ultimate Beneficiaries.
- iii) The Group have not received any fund from any person(s) or entity(ies), including foreign entities (Funding Party) with the understanding (whether recorded in writing or otherwise) that the Company shall:
 - (a) Directly or indirectly lend or invest in other persons or entities identified in any manner whatsoever by or on behalf of the Funding Party (Ultimate Beneficiaries) or

NOTES TO THE CONSOLIDATED FINANCIAL STATEMENTS FOR THE YEAR ENDED 31ST MARCH, 2022

- (b) Provide any guarantee, security or the like on behalf of the Ultimate Beneficiaries
- iv) The Group does not have any such transaction which is not recorded in the books of accounts that has been surrendered or disclosed as income during the year in the tax assessments under the Income-tax Act, 1961.
- v) There are no charges or satisfaction thereof which are yet to be registered with ROC beyond the statutory period.
- 57 The Board of Directors at its meeting held on 13th February, 2020 has decided to discontinue the operations in a phased manner of the Master batch Unit related to Plastic Processing Segment. Management does not envisage any material financial impact on the Company's operations due to discontinuation of the above Unit. Further, the management of the Company is of the view that above units does not represents a separate major line of business and hence has not been considered as discontinuing operation as required by the applicable accounting standards.
- 58 The Board of Directors of the Urban Infrastructure Venture Capital Limited a Subsidiary Company had approved scheme of merger with UI Wealth Advisors Private Limited, wholly owned subsidiary company at its meeting held on 22nd May, 2018. The Scheme was also approved by the shareholders of the Subsidiary Company at annual general meeting held on 27th September, 2018. The Subsidiary Company had filed the Scheme jointly with UI Wealth Advisors Private Limited before The National Company Law Tribunal, Mumbai Bench, at Mumbai on 25th March, 2019. During the Financial Year 2020-21, the NCLT has allowed the application and dispensed to convey meeting of shareholders of UI Wealth Advisory Private Limited by an order dated 04th December, 2020 and the Subsidiary Company has filed the petition jointly with UI Wealth Advisors Private Limited on 22nd February, 2021 for approval of Scheme of Merger, subject to other requisite statutory and regulatory approvals. Further during the year, the Official Liquidator (OL) and Regional Director (RD) has submitted its report to NCLT.
- 59 The Board of Directors at its meeting held on 13th August, 2018 has decided to initiate closure of the Jai Corp Welfare Foundation, a subsidiary of the Company, by adopting suitable procedure under the Companies Act, 2013 and the rules made thereunder accordingly process is being started by that Subsidiary Company.
- 60 Previous period figures have been regrouped / rearranged / reclassified wherever necessary to make them comparable.

For and on behalf of the Board of Directors

For D T S & Associates LLP

Chartered Accountants
(Firm Registration No. 142412W/W100595)

Gaurav Jain
Managing Director
(DIN 00077770)

Dinesh Paliwal
Director (Works)
(DIN 00524064)

Parimal Kumar Jha
Partner
Membership No. 124262

Pramod Jaiswal
Chief Financial Officer

A. Datta
Company Secretary

Place : Mumbai
Date : 25th May, 2022



Corporate Office:

12B, Mittal Tower, Nariman Point, Mumbai - 400 021, India.
Tel: +91-22-6115 5300

Registered Office:

A-3, M.I.D.C. Indl. Area, Nanded - 431 603, Maharashtra, India.

CIN: L17120MH1985PLC036500

E-mail: cs2@jaicorpindia.com

Website: www.jaicorpindia.com